



ETA-Danmark A/S
Göteborg Plads 1
DK-2150 Nordhavn
Tel. +45 72 24 59 00
Internet www.etadanmark.dk

Authorised and notified
according to Article 29 of the
Regulation (EU)
No 305/2011 of the European
Parliament and of the Council
of 9 March 2011



European Technical Assessment ETA-21/1034 of 2021/11/24

I General Part

Technical Assessment Body issuing the ETA and designated according to Article 29 of the Regulation (EU) No 305/2011: ETA-Danmark A/S

Trade name of the construction product:

Sikacryl-625 Fire+

Product family to which the above construction product belongs:

Fire Stopping and Sealing Product:
• Linear Joint and Gap Seals

Manufacturer:

Sika Services AG
Tüffenwies 16
CH-8048 Zurich

Manufacturing plant:

A/003

This European Technical Assessment contains:

10 pages including 1 annex which form an integral part of the document

This European Technical Assessment is issued in accordance with Regulation (EU) No 305/2011, on the basis

EAD 350141-00-1106

This version replaces:

-

Translations of this European Technical Assessment in other languages shall fully correspond to the original issued document and should be identified as such.

Communication of this European Technical Assessment, including transmission by electronic means, shall be in full. However, partial reproduction may be made, with the written consent of the issuing Technical Assessment Body. Any partial reproduction has to be identified as such.

Table of Contents

I.	SPECIFIC PARTS OF THE EUROPEAN TECHNICAL ASSESSMENT	4
1	Technical description of the product	4
2	Specification of the intended uses of the product in accordance with the applicable European Assessment Document (Hereinafter EAD): EAD 350141-00-1106.....	5
3	Performance of the product and references to the methods used for its assessment	6
4	ASSESSMENT AND VERIFICATION OF CONSTANCY OF PERFORMANCE (HEREINAFTER AVCP) SYSTEM APPLIED, WITH REFERENCE TO ITS LEGAL BASE.....	7
5	Technical details necessary for the implementation of the AVCP system, as provided for in the applicable EAD	7
	ANNEX A – Resistance to Fire Classification – Sikacryl-625 Fire+	8
A.1	Rigid floor constructions with thickness of minimum 150 mm.....	8
A.1.1	Linear joint or gap seal, between floor slabs or between floor slab and wall with coating to the both faces of seal	8
A.1.2	Linear joint or gap seal, between floor slabs or between floor slab and wall with coating to the top face of seal only	9
A.1.3	Linear joint or gap seal, between the head of walls (min. 150 mm thick) and the soffit of floor slabs or in walls (min. 150 mm thick) with coating to both faces	10

I. SPECIFIC PARTS OF THE EUROPEAN TECHNICAL ASSESSMENT

1 Technical description of the product

- 1) Sikacryl-625 Fire+ is an ablative sealant coating designed to enhance, seal and fire protect mineral fibres. It is based on a durable polymer system with inert fillers, non-halogenated fire retardants and a preservative to resist microbial attack. Sikacryl-625 Fire+ is a sprayed coating product that is site or factory applied to both faces of a stone wool, mineral fibre board or site applied to one face of stone wool mineral fibre backer, to form a linear joint seal system. The intended use of Sikacryl-625 Fire+ is to reinstate the fire resistance performance of floor to floor/ floor to wall joints and wall gaps.
- 2) The Sikacryl-625 Fire+ system, when factory applied/supplied is referenced SikaSeal-626 Fire Board+ 2-S.
- 3) The Sikacryl-625 Fire+ on mineral fibre boards, shall only be applied to Paroc Pyrotech Slab 160 / Paroc FPS 160 stone wool mineral fibre boards, with a minimum 1 mm WFT. The WFT of the coating should be measured and verified at minimum 5 locations to ensure correct installation. The stone wool mineral fibre boards may be supplied by Sika Services AG or may be sourced separately. Installation of the Sikacryl-625 Fire+ / SikaSeal-626 Fire Board+ system shall be in accordance with Sika Services AG installation instructions.
- 4) The Sikacryl-625 Fire+ may also be applied to stone wool, mineral fibre with a density 33 kg/m³.
- 5) The applicant has submitted a written declaration that Sikacryl-625 Fire+ does not contain substances which have to be classified as dangerous according to Directive 67/548/EEC and Regulation (EC) No 1272/2008 and listed in the "Indicative list on dangerous substances" of the EGDS - taking into account the installation conditions of the construction product and the release scenarios resulting from there.

In addition to the specific clauses relating to dangerous substances contained in this European technical Assessment, there may be other requirements applicable to the products falling within its scope (e.g. transposed European legislation and national laws, regulations and administrative provisions). In order to meet the provisions of the Construction Products Regulation, these requirements need also to be complied with, when and where they apply.

- 6) The use category of Sikacryl-625 Fire+ in relation to BWR 3 (Hygiene, health and environment) is IA1, S/W3

2 Specification of the intended uses of the product in accordance with the applicable European Assessment Document (Hereinafter EAD): EAD 350141-00-1106

Detailed information and data is given in Annex A.

- 1) The intended use of Sikacryl-625 Fire+ is to reinstate the fire resistance performance of gaps in and joints between rigid floors and between rigid floors and rigid wall constructions, gaps in and joints between rigid floor constructions.
- 2) The specific elements of construction that the system SikaSeal-626 Fire Board+ may be used to provide a linear joint or gap seal in, are as follows:
 - a. Rigid floors: The floor must have a minimum thickness of 150 mm and comprise aerated concrete or concrete with a minimum density of 650 kg/m³.
 - b. Rigid walls: The wall must have a minimum thickness of 150 mm and comprise concrete, aerated concrete or masonry, with a minimum density of 650 kg/m³.

The supporting construction must be classified in accordance with EN 13501-2 for the required fire resistance period. (for details see Annex A)

- 3) The system Sikacryl-625 Fire+ may be used to provide a linear joint or gap seal with specific supporting constructions and substrates (for details see Annex A).
- 4) The maximum permitted joint/gap width for system Sikacryl-625 Fire+ is 120 mm.
- 5) The maximum movement capability of system SikaSeal-626 Fire Board+ is $\leq 7.5\%$
- 6) The provisions made in this European Technical Assessment are based on an assumed working life of the Sikacryl-625 Fire+ of 25 years, provided that the conditions laid down in the product datasheet for the packaging/transport/ storage/installation/use/repair are met. The indications given on the working life cannot be interpreted as a guarantee given by the producer or the Technical Assessment Body but are to be regarded only as a means for choosing the right products in relation to the expected economically reasonable working life of the works.
- 7) Type Z₂: Intended for uses in internal conditions with humidity lower than 85 % RH excluding temperatures below 0°C, without exposure to rain or UV.

3 Performance of the product and references to the methods used for its assessment

Product-type: Coating	Intended use: Linear Joint & Gap Seal
Essential characteristic	Performance
Mechanical resistance and stability	
None	Not relevant
Safety in case of fire	
Reaction to fire	No performance assessed
Resistance to fire	Annex A
Hygiene, health and environment	
Air permeability (material property)	No performance assessed
Water permeability (material property)	No performance assessed
Release of dangerous substances	Declaration of manufacturer
Safety in use	
Mechanical resistance and stability	No performance assessed
Resistance to impact/movement	No performance assessed
Adhesion	No performance assessed
Protection against noise	
Airborne sound insulation*	Rw (C;Ctr) = 55 (-1;-1) dB
Impact sound insulation	No performance assessed
Energy economy and heat retention	
Thermal properties	No performance assessed
Water vapour permeability	No performance assessed
General aspects relating to fitness for use	
Durability and serviceability	Z ₂

* Sikacryl-625 Fire+ 1.0mm WFT on both sides of minimum 50mm thick stone wool mineral fibre board with density minimum 160kg/m³

4 ASSESSMENT AND VERIFICATION OF CONSTANCY OF PERFORMANCE (HEREINAFTER AVCP) SYSTEM APPLIED, WITH REFERENCE TO ITS LEGAL BASE

According to the decision 1999/454/EC – Commission Decision of date 22nd June 1999 on the procedure for attesting the conformity of construction products pursuant to Article 20(2) of Council Directive 89/106/EEC as regards fire stopping, fire sealing and fire protective products, published in the Official Journal of the European Union (OJEU) L178/52 of 14/07/1999, see <http://eur-lex.europa.eu/JOIndex.do> of the European Commission¹, as amended, the system(s) of assessment and verification of constancy of performance (see Annex V to Regulation (EU) No 305/2011) given in the following table(s) applies (apply).

Product(s)	Intended use(s)	Level(s) or class(es)	System(s)
Fire stopping and Fire Sealing Products	For fire compartmentation and/or fire protection or fire performance	Any	1

5 Technical details necessary for the implementation of the AVCP system, as provided for in the applicable EAD

Technical details necessary for the implementation of the AVCP system are laid down in the control plan deposited at ETA-Danmark A/S prior to CE marking

Issued in Copenhagen on 2021-11-25 by



Thomas Bruun

Managing Director, ETA-Danmark

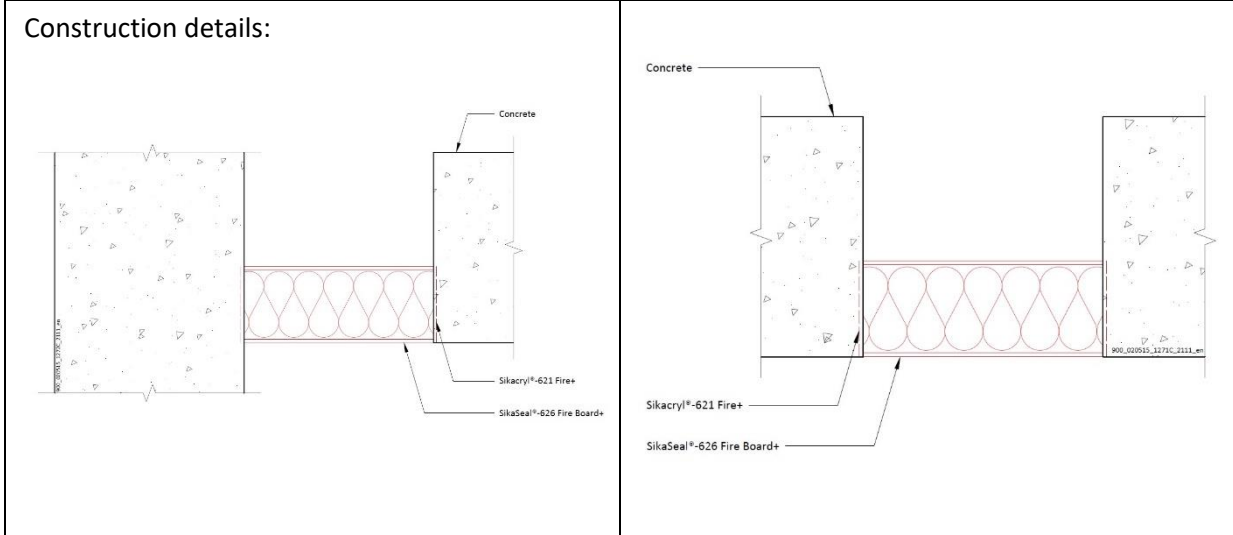
¹ Official Journal of the European Communities L178/52 of 14/7/1999

ANNEX A – Resistance to Fire Classification – Sikacryl-625 Fire+

A.1 Rigid floor constructions with thickness of minimum 150 mm

A.1.1 Linear joint or gap seal, between floor slabs or between floor slab and wall with coating to the both faces of seal

Joint Seal: 60mm thick SikaSeal-626 Fire Board+ 60 2-S friction fitted at any position fully within the cavity* and sealed at the joint and along the top and bottom edges with FR Acrylic

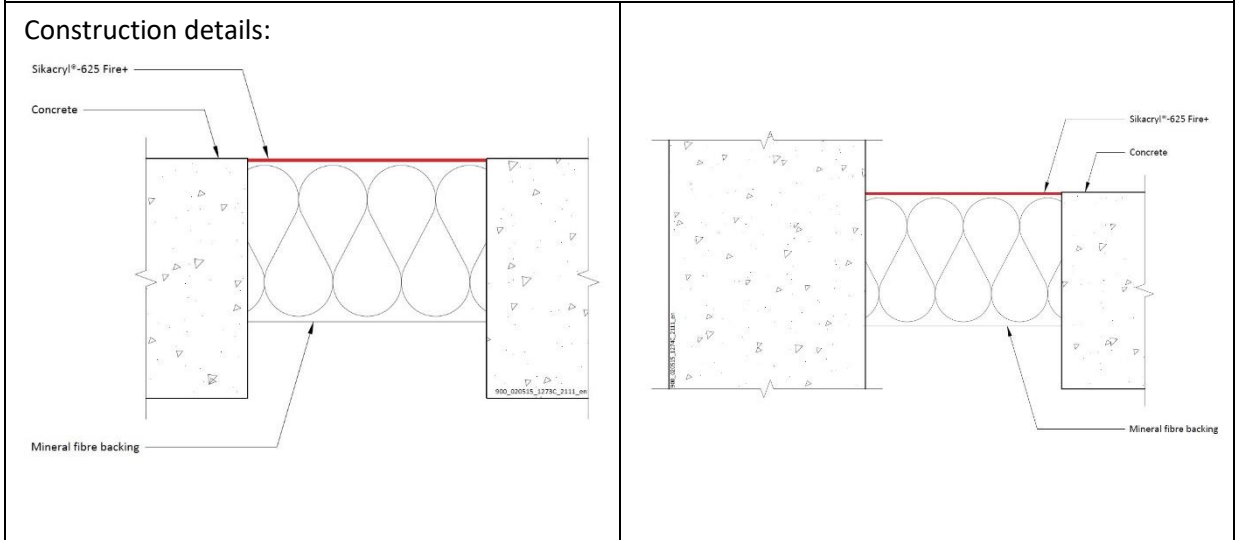


A.1.1.1

Substrate	Depth (mm)	Backing	Classification
masonry/ concrete	1 mm WFT min. Both sides	60 mm stone wool, mineral fibre batt	E 240 – H – X – F – W30-120 EI 120 – H – X – F – W30-120

A.1.2 Linear joint or gap seal, between floor slabs or between floor slab and wall with coating to the top face of seal only

Joint Seal: 100mm thick Stone wool, mineral fibre insulation friction fitted at least 50 mm above the soffit and coated on the top face with Sikacryl-625 Fire+

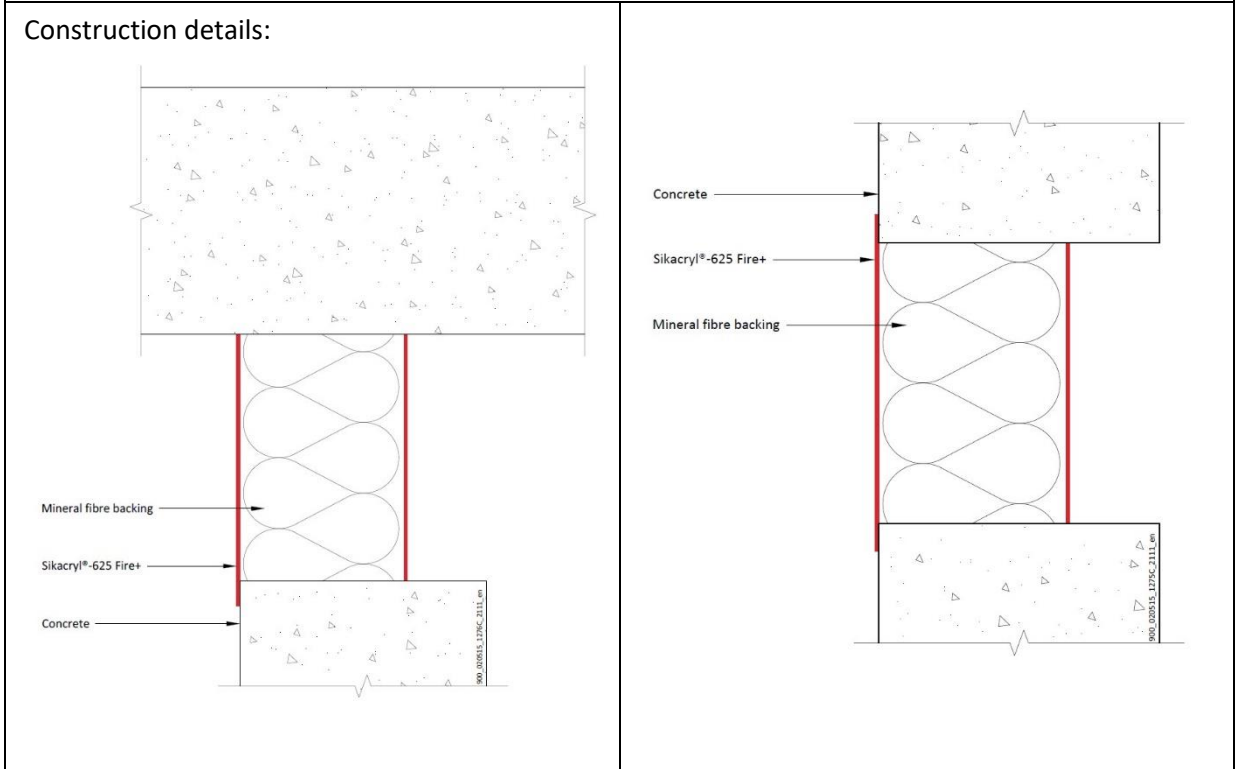


A.1.2.1

Substrate	Depth (mm)	Backing	Classification
masonry/ concrete	1 mm WFT min. top face	100 mm stone wool, mineral fibre min. 33 kg/m ³	E 240 – H – X – F – W120 EI 180 – H – X – F – W120

A.1.3 Linear joint or gap seal, between the head of walls (min. 150 mm thick) and the soffit of floor slabs or in walls (min. 150 mm thick) with coating to both faces

Joint Seal: 100mm thick Stone wool, mineral fibre insulation compression fitted to either face of the wall or at any position in between and coated on both faces with Sikacryl-625 Fire+



A.1.3.1

Substrate	Depth (mm)	Backing	Classification
masonry/ concrete	1.2 mm WFT min. both faces overlapped by 15 mm onto wall surface	100 mm stone wool, mineral fibre min. 35 kg/m ³ , compressed into gap by 40%	E 240 – T – X – F – W120 EI 180 – T – X – F – W120