

# Sikacryl 621 Fire+

## DECLARATION OF PERFORMANCE No. 58967197

1	<b>UNIQUE IDENTIFICATION CODE OF THE PRODUCT-TYPE:</b>	58967197
2	<b>INTENDED USE/S</b>	EAD 350454-00-1104:2017 Fire Stopping and Sealing Product: Penetration Seals
3	<b>MANUFACTURER:</b>	Sika Services AG Tüffenwies 16-22 8064 Zürich
4	<b>AUTHORISED REPRESENTATIVE:</b>	
5	<b>SYSTEM/S OF AVCP:</b>	System 1
6b	<b>EUROPEAN ASSESSMENT DOCUMENT:</b>	EAD 350454-00-1104:2017
	European Technical Assessment:	ETA-21/0888 of 2021/10/20
	Technical Assessment Body:	DBI Certification A/S
	Notified body/ies:	2531

**7 DECLARED PERFORMANCE/S**

<b>Essential Characteristics</b>	<b>Performance</b>	<b>AVCP</b>	<b>Harmonised Technical Specification</b>
Reaction to fire	B – s1, d0	System 1	EAD 350454-00-1104:2017
Resistance to fire	Annex A	System 1	
Air permeability	Annex B	System 1	
Water permeability	No performance assessed	System 1	
Release of dangerous substances	No performance assessed	System 1	
Mechanical resistance and stability	No performance assessed	System 1	
Resistance to impact/movement	No performance assessed	System 1	
Adhesion	No performance assessed	System 1	
Durability	Z2	System 1	
Airborne sound insulation	No performance assessed	System 1	
Thermal properties	No performance assessed	System 1	
Water vapour permeability	No performance assessed	System 1	

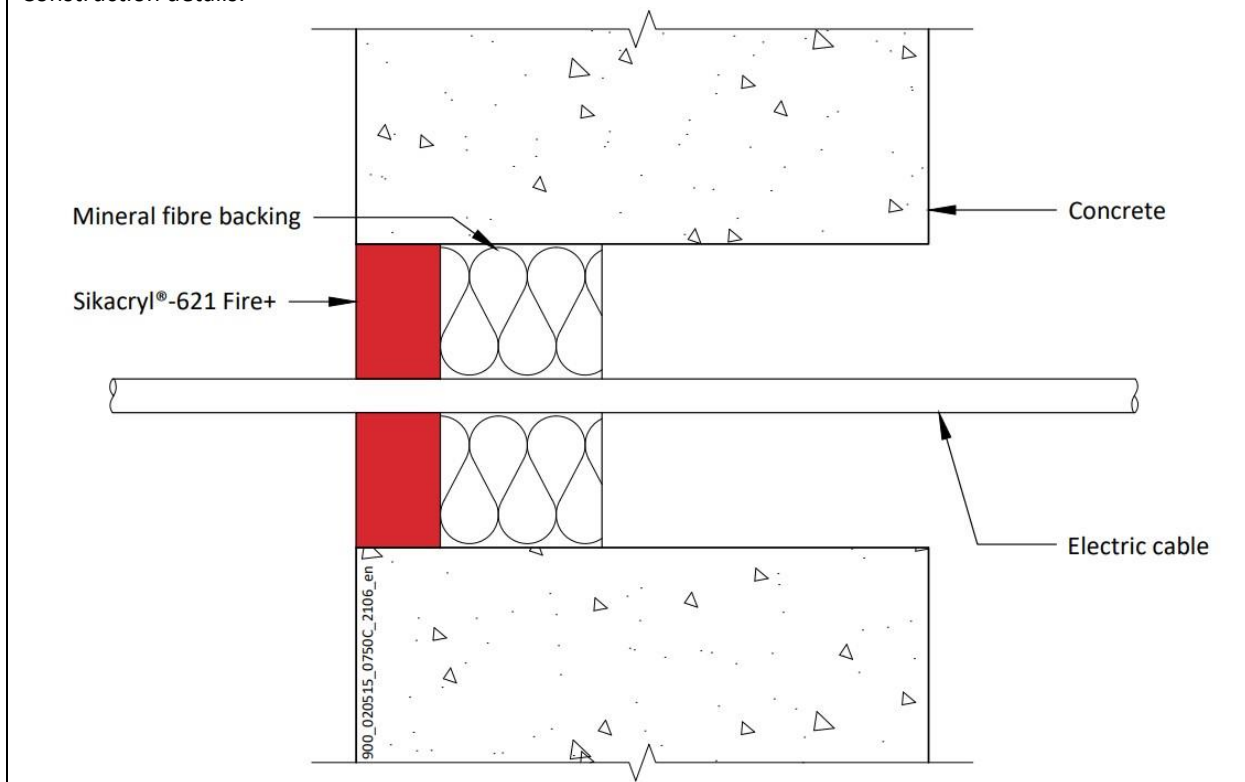
## ANNEX A – Resistance to Fire Classification – Sikacryl-621 Fire+

### A.1 Rigid wall constructions according to 1.2.1 with wall thickness of minimum 150 mm

#### A.1.1 Single side penetration seal with cables

**Penetration Seal:** Cables (single) fitted at any position within the aperture, with Sikacryl-621 Fire+ to either side of the wall (or at any position in between), backed with 'AES mineral fibre'. Minimum separation between cables and the edge of the seal of 7 mm.

Construction details:



#### A.1.1.1

Services	Sealant depth	Backing	Maximum seal size	Classification
Single electrical cables up to 21 mm $\varnothing$	25 mm	48 mm deep AES mineral fibre	87 mm $\varnothing$	E 240, EI 90
Blank seals	25 mm	48 mm AES mineral fibre insulation	300 x 300 mm	E 240, EI 60
Electric cables up to 21 mm diameter, single.				
Blank seals	25 mm	48 mm AES mineral fibre insulation	35 x 35 mm / 36 mm $\varnothing$	E 240, EI 120
Electric cables up to 21 mm diameter, single.				

#### Declaration of Performance

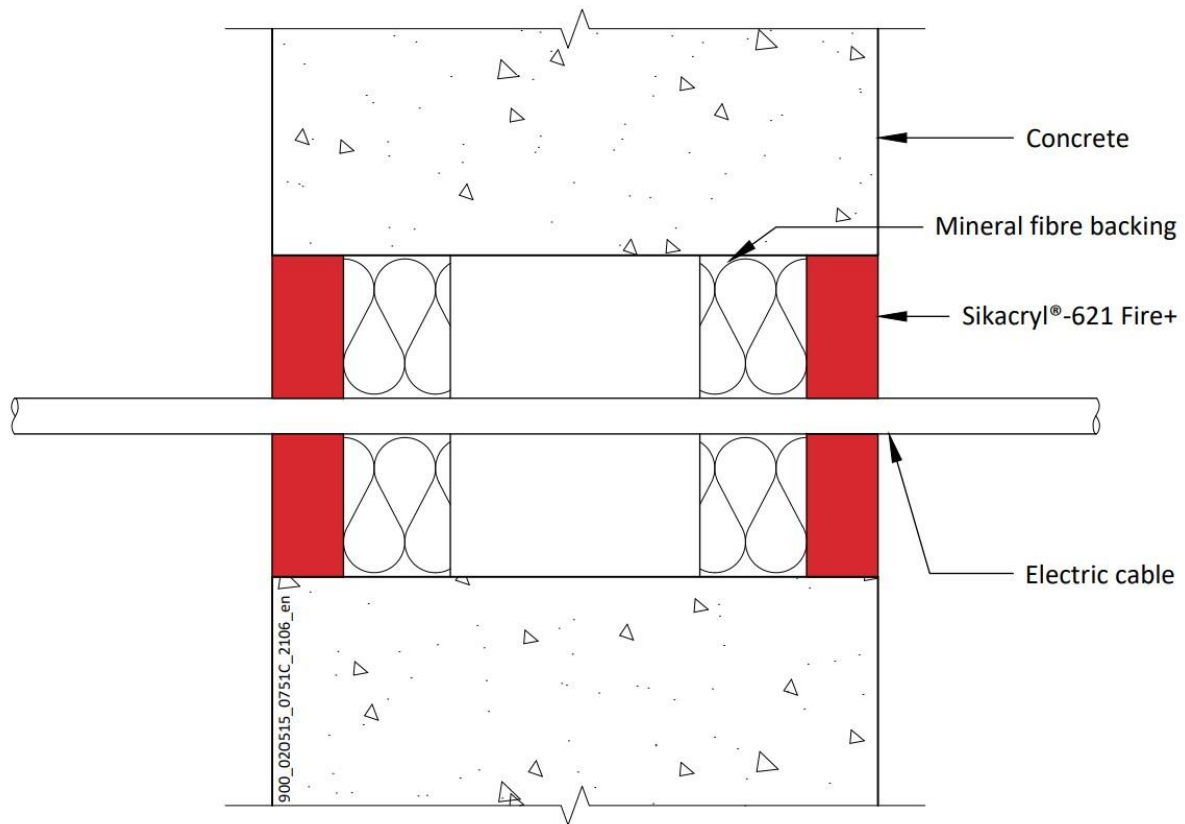
Sikacryl 621 Fire  
58967197  
2021.10, ver. 1  
1549

Template for translation. Only for internal use

### A.1.2 Double side penetration seal with cables

**Penetration Seal:** Cables fitted with Sikacryl-621 Fire+ to both sides of the wall, backed with stone wool or mineral fibre insulation. Maximum seal size of 300 x 300 mm and minimum separation between cables and the edge of the seal of 10 mm.

Construction details:



#### A.1.2.1

Services	Sealant depth	Backing (minimum )	Insulation	Classification
Blank seals	15 mm	25 mm Stone wool 35 kg/m <sup>3</sup>	None	EI 240
Electric cables up to 21 mm diameter, single or in a bundle.				E 240, EI 120
Electric cables 22-80 mm diameter, single or in a bundle.				E 120, EI 60
Blank seals	25 mm	48 mm AES mineral fibre		EI 240
Electric cables up to 80 mm diameter, single or in a bundle.				E 240, EI 60
Cables up to 21 mm diameter, single or in a bundle up to 100 mm diameter				EI 240

#### Declaration of Performance

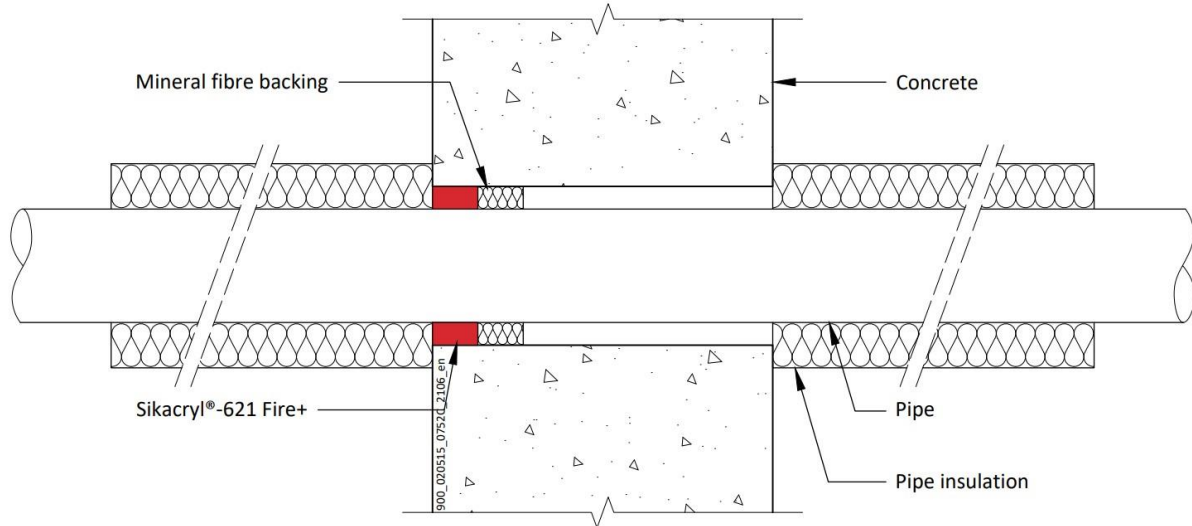
Sikacryl 621 Fire  
58967197  
2021.10 , ver. 1  
1549

Template for translation. Only for internal use

### A.1.3 Single side penetration seal with metallic (and composite) pipes

**Penetration Seal:** LI (Local Interrupted) of minimum length stated below or CI (Continuous Interrupted) insulated metallic and composite pipes (single) fitted at any position within the aperture, with 15 mm deep Sikacryl-621 Fire+ to either side of the wall (or at any position between), backed with 20 mm deep minimum 40 kg/m<sup>3</sup> stone wool insulation\*.

Construction details:



#### A.1.3.1

Services	Seal width around pipe	Insulation (minimum)	Classification
Copper or steel pipe up to 54 mm diameter/0.9-14.2 mm wall	8-9 mm	1000 mm length 20 mm Stone wool insulation 80 kg/m <sup>3</sup>	E 240 C/U, EI 180 C/U
Copper or steel pipe up to 12 mm diameter/0.9-5 mm wall	8 mm		EI 240 C/U
Alupex composite pipe 75 mm diameter/7.5 mm wall	30 mm	25 mm AES mineral fibre insulation, 600 mm long (min.)	EI 120 C/U

#### Declaration of Performance

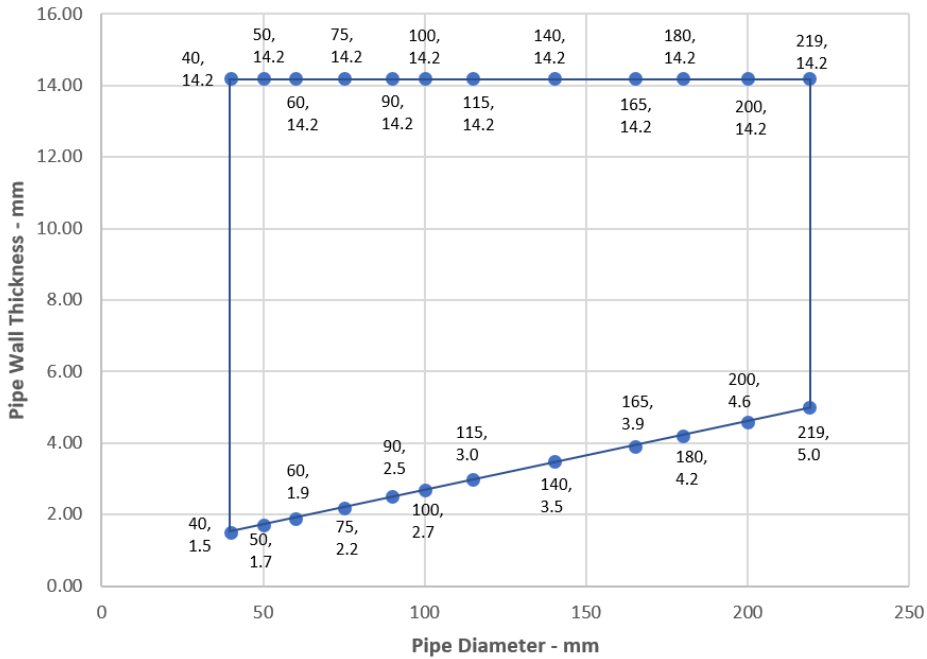
Sikacryl 621 Fire  
58967197  
2021.10 , ver. 1  
1549

Template for translation. Only for internal use

Services	Seal width around pipe	Insulation (minimum)	Classification
Mild or stainless steel pipe			
40 mm diameter/1.5-14.2 mm wall*	6-18 mm	1000 mm length of 20 mm Stone wool insulation 80 kg/m <sup>3</sup>	EI 240 C/U
40 mm diameter/1.5-14.2 mm wall*		1000 mm length of 30 mm Stone wool insulation 80 kg/m <sup>3</sup>	E 180 C/U, EI 90 C/U
50 mm diameter/1.7-14.2 mm wall*			
60 mm diameter/1.9-14.2 mm wall*			
75 mm diameter/2.2-14.2 mm wall*			
90 mm diameter/2.5-14.2 mm wall*			
100 mm diameter/2.7-14.2 mm wall*			
115 mm diameter/3-14.2 mm wall*			
140 mm diameter/3.5-14.2 mm wall*			
165 mm diameter/ 3.9-14.2 mm wall*			
180 mm diameter/ 4.2-14.2 mm wall*			
200 mm diameter/ 4.6-14.2 mm wall*			
219 mm diameter/ 5.0-14.2 mm wall*			

\* Typical pipe diameters shown, see below graph for intermediate sizes

Steel Pipes with Mineral Wool Insulation - C/U



**Declaration of Performance**  
 Sikacryl 621 Fire  
 58967197  
 2021.10 , ver. 1  
 1549

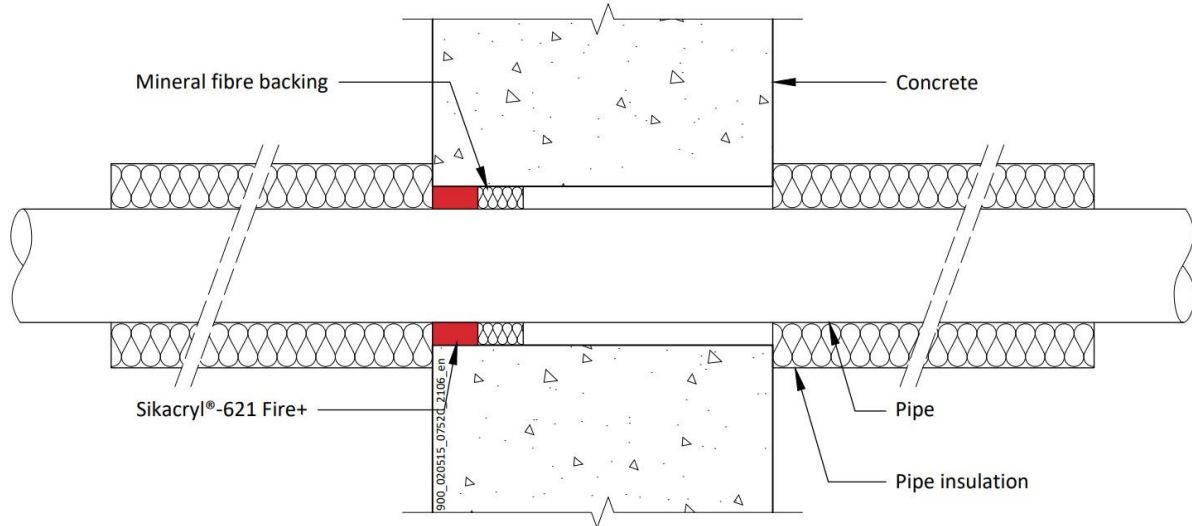
Template for translation. Only for internal use



### A.1.4 Single side penetration seal with metallic (and composite) pipes

**Penetration Seal:** LI (Local Interrupted) of minimum length stated below or CI (Continuous Interrupted) insulated metallic and composite pipes (single) fitted at any position within the aperture, with 25 mm deep Sikacryl-621 Fire+ to either side of the wall (or at any position between), backed with 25 mm deep minimum 40 kg/m<sup>3</sup> stone wool insulation\*.

Construction details:



#### A.1.4.1

Services	Maximum Seal size	Insulation (minimum)	Classification
Copper or steel pipe up to 54 mm diameter/0.9-14.2 mm wall	300 x 300 mm	1000 mm length 20 mm Stone wool insulation 80 kg/m <sup>3</sup>	E 240 C/U, EI 60 C/U
Alupex composite pipe 75 mm diameter/7.5 mm wall		25 mm AES mineral fibre insulation, 600 mm long (min.)	

#### Declaration of Performance

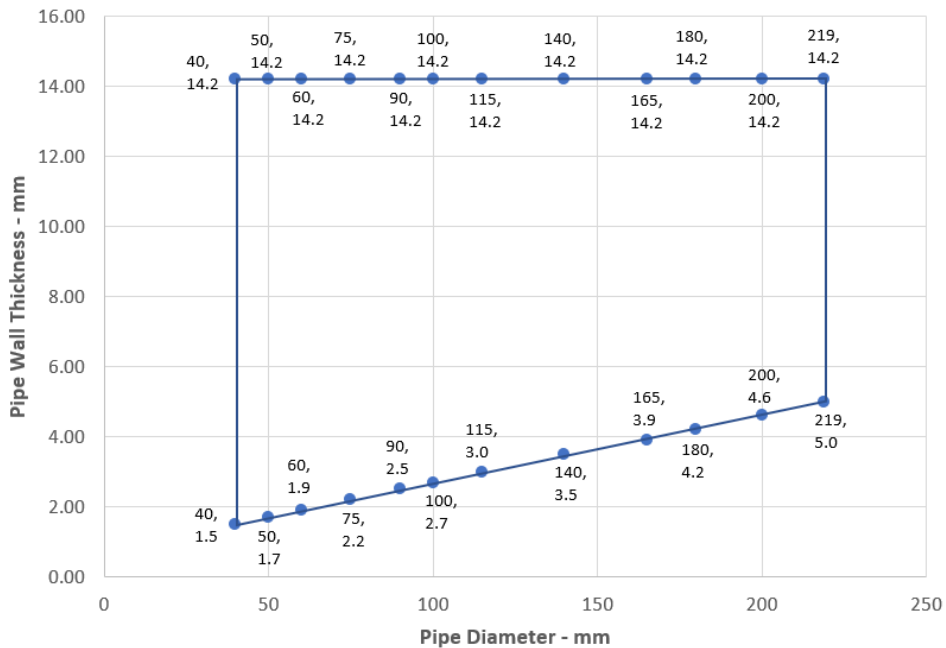
Sikacryl 621 Fire  
58967197  
2021.10 , ver. 1  
1549

Template for translation. Only for internal use

Services	Maximum seal size	Insulation (minimum)	Classification
Mild or stainless steel pipe			
40 mm diameter/1.5-14.2 mm wall*	300 x 300 mm	1000 mm length of 20 mm Stone wool insulation 80 kg/m <sup>3</sup>	E 240 C/U, EI 60 C/U
40 mm diameter/1.5-14.2 mm wall*		1000 mm length of 30 mm Stone wool insulation 80 kg/m <sup>3</sup>	
50 mm diameter/1.7-14.2 mm wall*			
60 mm diameter/1.9-14.2 mm wall*			
75 mm diameter/2.2-14.2 mm wall*			
90 mm diameter/2.5-14.2 mm wall*			
100 mm diameter/2.7-14.2 mm wall*			
115 mm diameter/3-14.2 mm wall*			
140 mm diameter/3.5-14.2 mm wall*			
165 mm diameter/ 3.9-14.2 mm wall*			
180 mm diameter/ 4.2-14.2 mm wall*			
200 mm diameter/ 4.6-14.2 mm wall*			
219 mm diameter/ 5.0-14.2 mm wall*			

\* Typical pipe diameters shown, see below graph for intermediate sizes

### Steel Pipes with Mineral Wool Insulation - C/U



**Declaration of Performance**  
 Sikacryl 621 Fire  
 58967197  
 2021.10 , ver. 1  
 1549

Template for translation. Only for  
 internal use

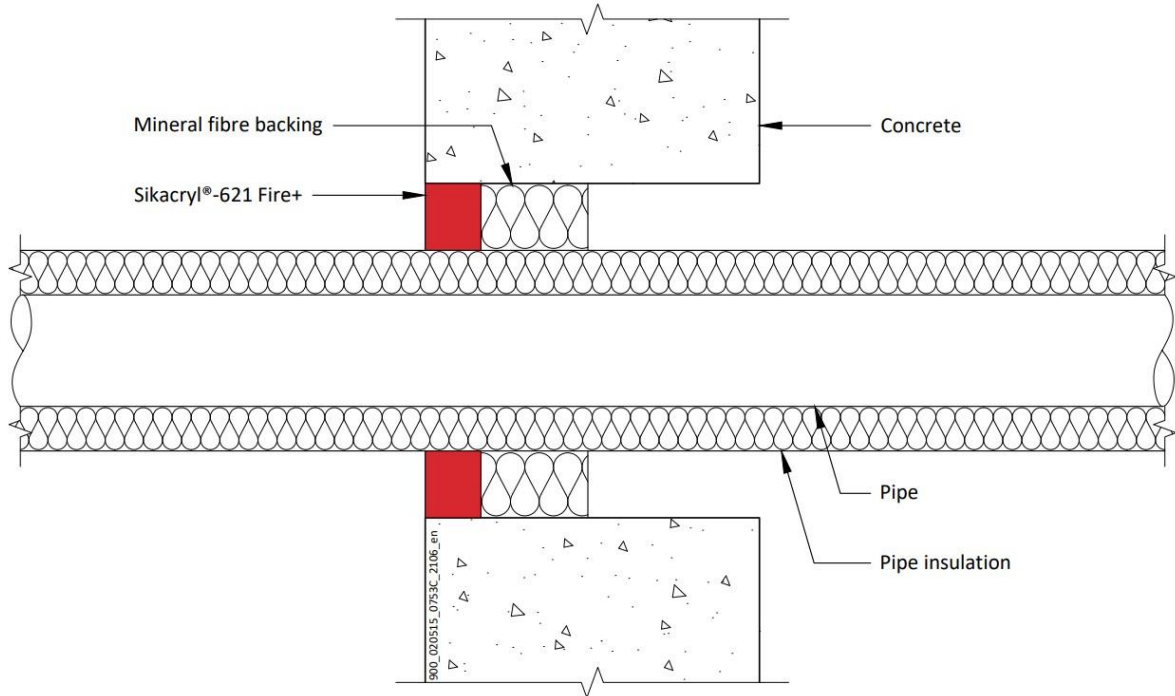




### A.1.5 Single side penetration seal with metallic pipes

**Penetration Seal:** CS (Continuous Sustained) insulated metallic (single), with 25 mm deep Sikacryl-621 Fire+ to either side of the wall (or at any position between), backed with 48 mm deep AES mineral fibre insulation. Minimum annular space 10 mm and minimum separation between penetrations seals of 30 mm. Maximum seal size 300 x 300 mm or 504 mm  $\varnothing$ .

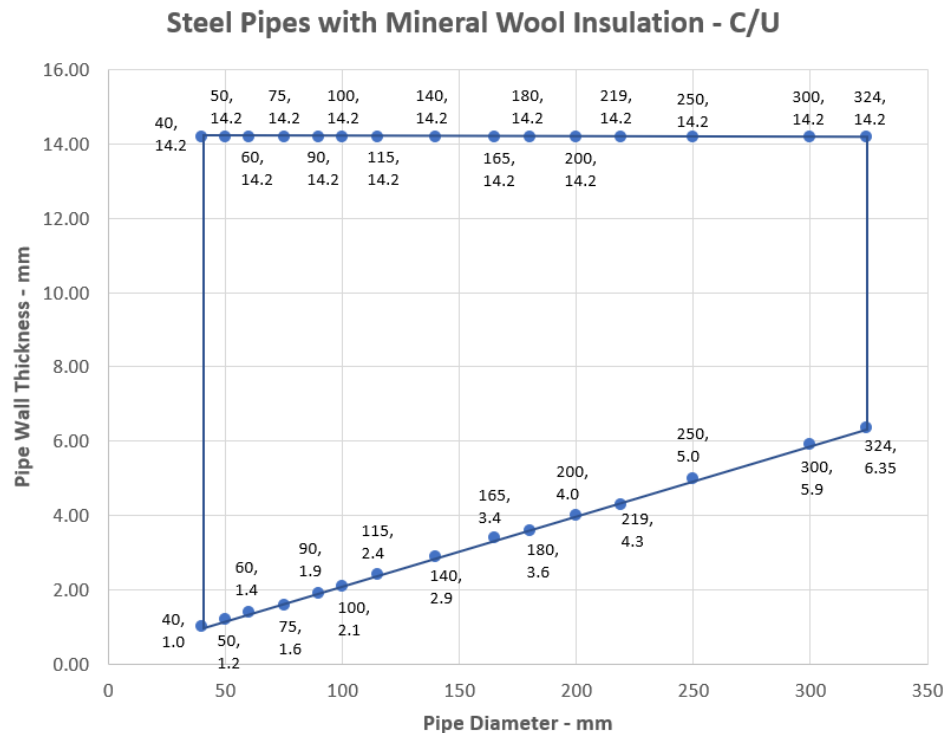
Construction details:



### A.1.5.1 Single side penetration seal with pipes

Services	Insulation	Classification
Mild or stainless steel pipe		
40 mm diameter/1-14.2 mm wall	20 mm thick stone, mineral wool min. 80 kg/m <sup>3</sup>	EI 240 C/U
40 mm diameter/1-14.2 mm wall*	30-80 mm thick stone, mineral wool min. 80 kg/m <sup>3</sup>	EI 180 C/U
50 mm diameter/1.2-14.2 mm wall*		
60 mm diameter/1.4-14.2 mm wall*		
75 mm diameter/1.6-14.2 mm wall*		
90 mm diameter/1.9-14.2 mm wall*		
100 mm diameter/2.1-14.2 mm wall*		
115 mm diameter/2.4-14.2 mm wall*		
140 mm diameter/2.9-14.2 mm wall*		
165 mm diameter/ 3.4-14.2 mm wall*		
180 mm diameter/ 3.6-14.2 mm wall*		
200 mm diameter/ 4.0-14.2 mm wall*		
219 mm diameter/ 4.3-14.2 mm wall*		
250 mm diameter/ 5.0-14.2 mm wall*		
300 mm diameter/ 5.9-14.2 mm wall*		
324 mm diameter/ 6.35-14.2 mm wall*		

\* Typical pipe diameters shown, see below graph for intermediate sizes



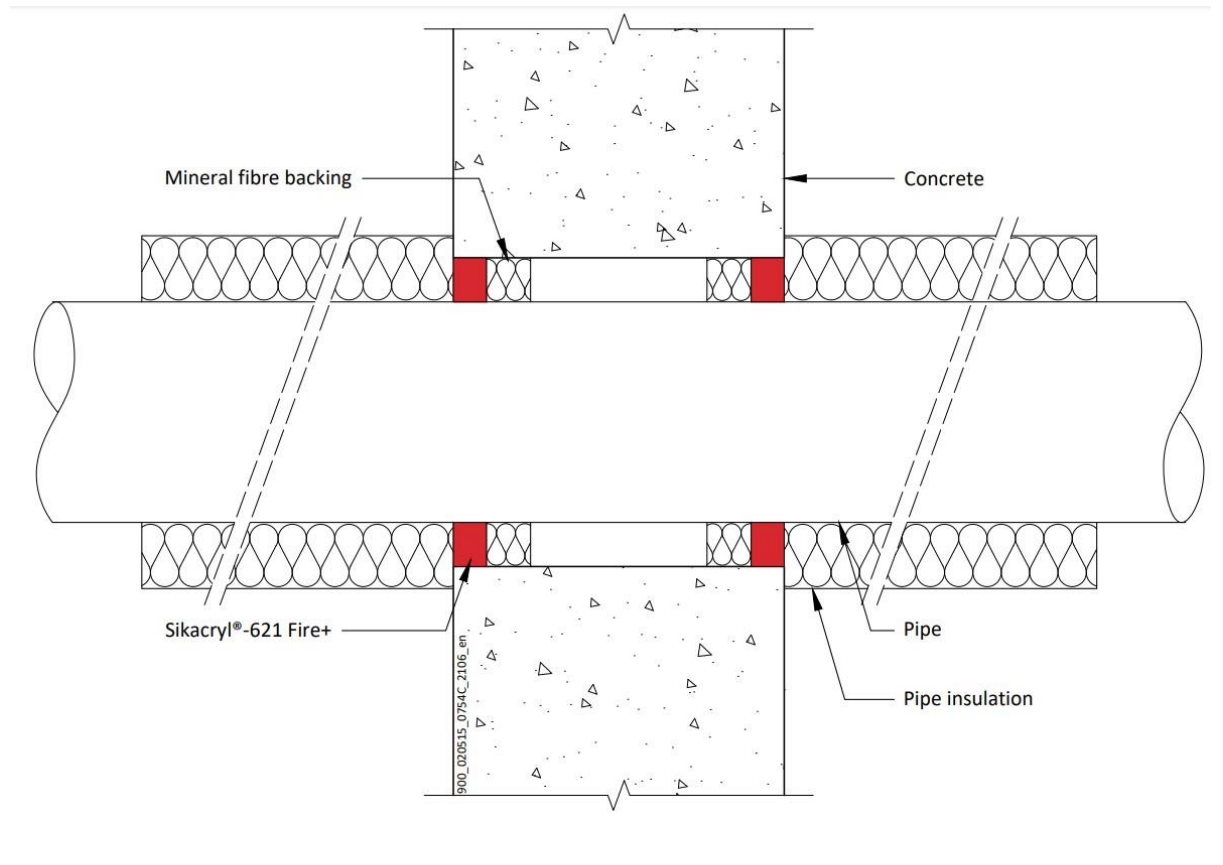
**Declaration of Performance**  
 Sikacryl 621 Fire  
 58967197  
 2021.10 , ver. 1  
 1549

Template for translation. Only for  
 internal use

### A.1.6 Double side penetration seal with metallic pipes

**Penetration Seal:** 1000 mm (min.) LI (Local Interrupted) or CI (Continuous Interrupted) insulated metallic pipes (single) fitted at any position within the aperture, with 15 mm deep Sikacryl-621 Fire+ to both sides of the wall, backed with 20 or 30 mm deep minimum 40 kg/m<sup>3</sup> stone wool insulation.

Construction details:



**Declaration of Performance**  
Sikacryl 621 Fire  
58967197  
2021.10 , ver. 1  
1549

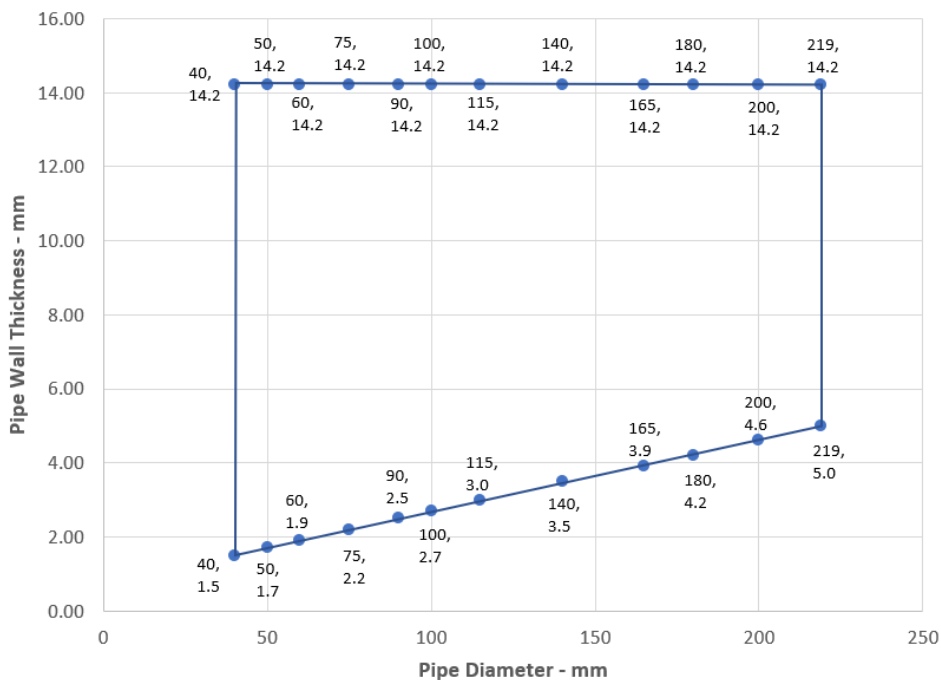
Template for translation. Only for  
internal use

**A.1.6.1**

Services	Maximum seal size	Insulation (minimum)	Classification
Mild or stainless steel pipe			
40 mm diameter/1.5-14.2 mm wall*	300 x 300 mm	20 mm Stone wool insulation 80 kg/m <sup>3</sup>	EI 240 C/U
40 mm diameter/1.5-14.2 mm wall*			
50 mm diameter/1.7-14.2 mm wall*			
60 mm diameter/1.9-14.2 mm wall*			
75 mm diameter/2.2-14.2 mm wall*			
90 mm diameter/2.5-14.2 mm wall*			
100 mm diameter/2.7-14.2 mm wall*			
115 mm diameter/3-14.2 mm wall*		30 mm Stone wool insulation 80 kg/m <sup>3</sup>	E 240, EI 120 C/U
140 mm diameter/3.5-14.2 mm wall*			
165 mm diameter/ 3.9-14.2 mm wall*			
180 mm diameter/ 4.2-14.2 mm wall*			
200 mm diameter/ 4.6-14.2 mm wall*			
219 mm diameter/ 5.0-14.2 mm wall*			

\* Typical pipe diameters shown, see below graph for intermediate sizes

**Steel Pipes with Mineral Wool Insulation - C/U**



**Declaration of Performance**  
 Sikacryl 621 Fire  
 58967197  
 2021.10 , ver. 1  
 1549

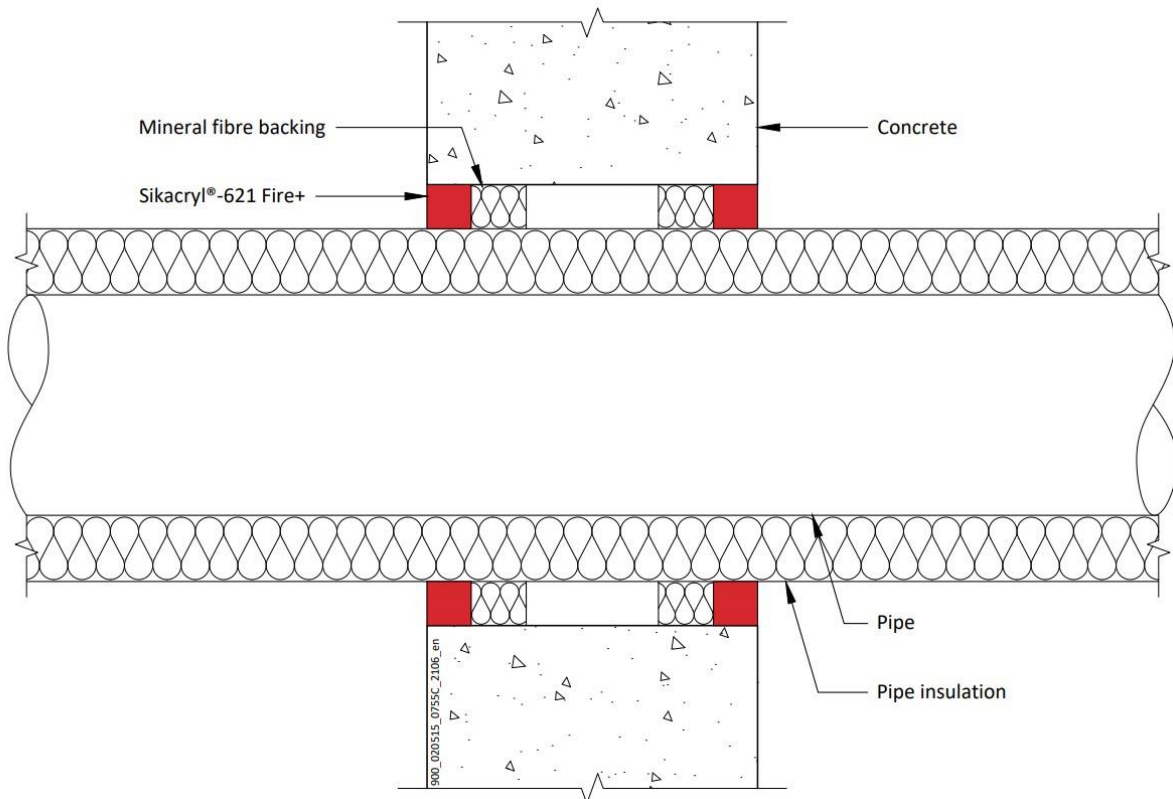
Template for translation. Only for internal use



### A.1.7 Double side penetration seal with metallic pipes

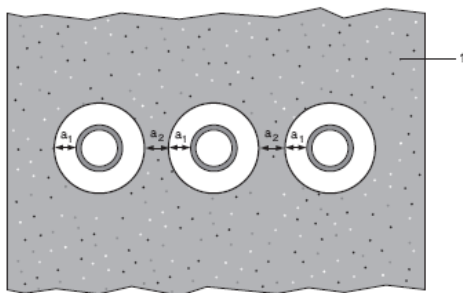
**Penetration Seal:** CS (Continuous Sustained) insulated metallic pipes (single) fitted at any position within the aperture, with 15 mm Sikacryl-621 Fire+ to both sides of the wall, backed with 25 mm deep stone wool insulation minimum 35 kg/m<sup>3</sup>. Minimum annular space 10 mm (A1) and minimum separation between penetration seals 30 mm (A2). Maximum seal size 300 x 300 mm / 504 mm Ø

Construction details:



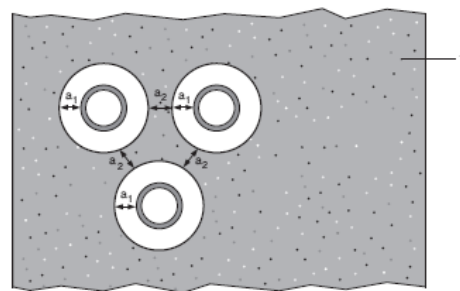
#### Configuration 1

Option 1



#### Configuration 2

Option 2



#### Key

- 1 Supporting construction
- a1 Pipe / top edge of seal separation
- a2 Pipe / side edge of seal separation
- a3 Pipe / pipe separation

#### Declaration of Performance

Sikacryl 621 Fire  
58967197  
2021.10 , ver. 1  
1549

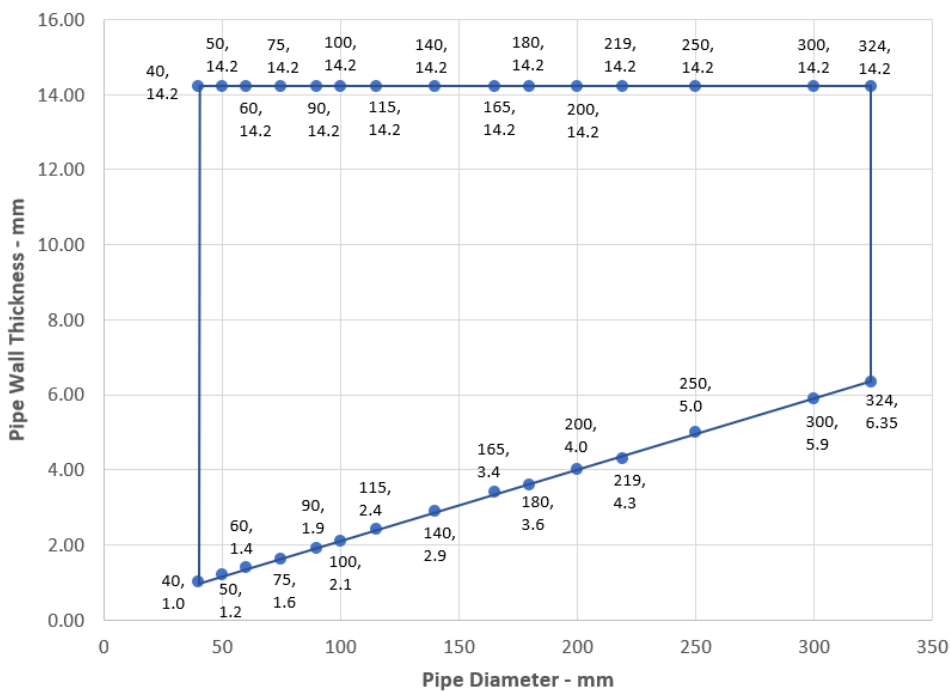
Template for translation. Only for  
internal use

**A.1.7.1 Double side penetration seal with pipes**

Services	Insulation	Classification
Mild or stainless steel pipe		
40 mm diameter/1-14.2 mm wall	20 mm thick stone, mineral wool min. 80 kg/m <sup>3</sup>	<b>EI 240 C/U</b>
40 mm diameter/1-14.2 mm wall*	30-80 mm thick stone, mineral wool min. 80 kg/m <sup>3</sup>	
50 mm diameter/1.2-14.2 mm wall*		
60 mm diameter/1.4-14.2 mm wall*		
75 mm diameter/1.6-14.2 mm wall*		
90 mm diameter/1.9-14.2 mm wall*		
100 mm diameter/2.1-14.2 mm wall*		
115 mm diameter/2.4-14.2 mm wall*		
140 mm diameter/2.9-14.2 mm wall*		
165 mm diameter/ 3.4-14.2 mm wall*		
180 mm diameter/ 3.6-14.2 mm wall*		
200 mm diameter/ 4.0-14.2 mm wall*		
219 mm diameter/ 4.3-14.2 mm wall*		
250 mm diameter/ 5.0-14.2 mm wall*		
300 mm diameter/ 5.9-14.2 mm wall*		
324 mm diameter/ 6.35-14.2 mm wall*		

\* Typical pipe diameters shown, see below graph for intermediate sizes

**Steel Pipes with Mineral Wool Insulation - C/U**



**Declaration of Performance**  
 Sikacryl 621 Fire  
 58967197  
 2021.10 , ver. 1  
 1549

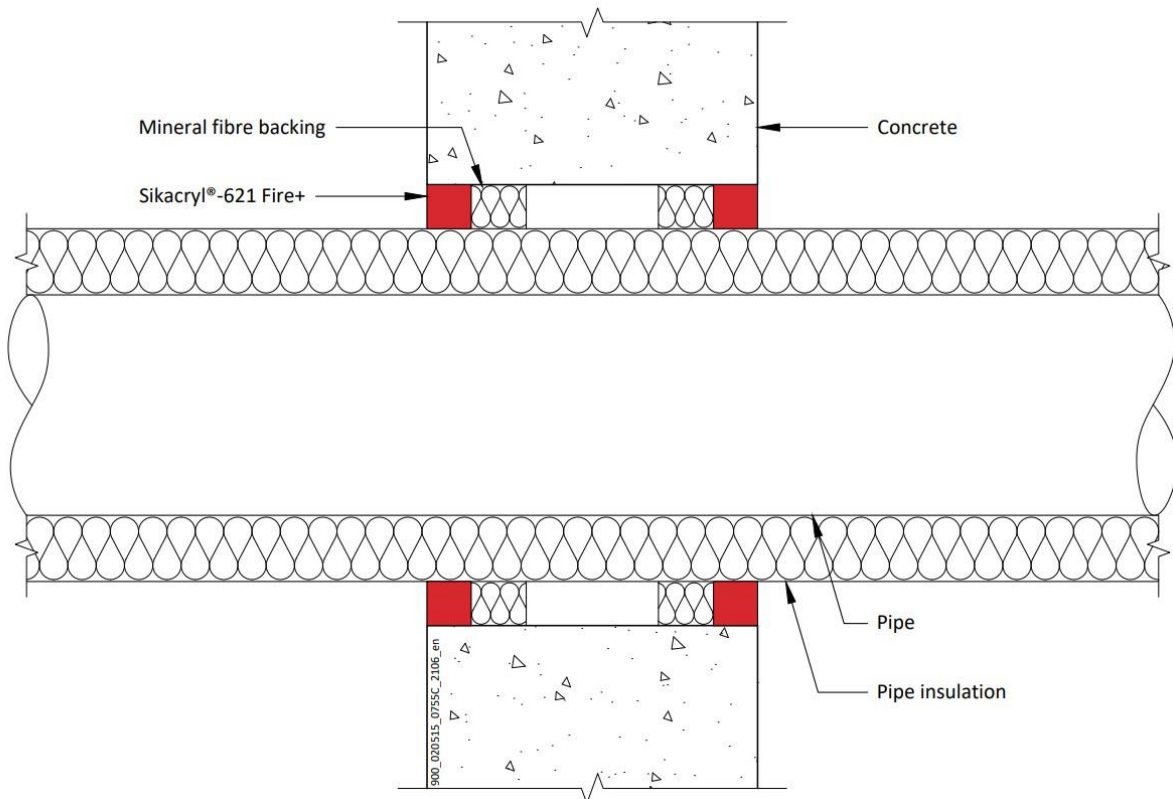
Template for translation. Only for internal use



### A.1.8 Double side penetration seal with metallic pipes with combustible insulation

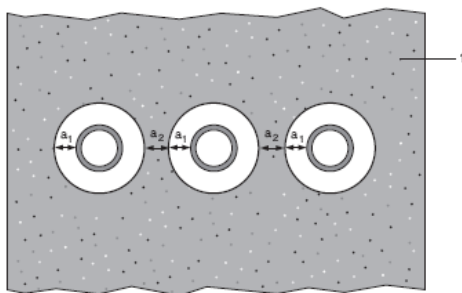
**Penetration Seal:** CS (Continuous Sustained) insulated metallic pipes (single) fitted at any position within the aperture, with 25 mm Sikacryl-621 Fire+ to both sides of the wall, backed with 25 mm deep stone wool insulation minimum 35 kg/m<sup>3</sup>. Minimum annular space 10 mm (A1) and minimum separation between penetration seals 30 mm (A2). Maximum seal size 300 x 300 mm / 300 mm  $\varnothing$

Construction details:



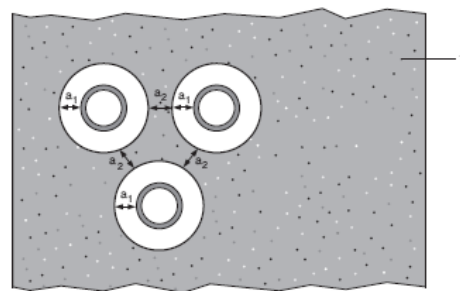
#### Configuration 1

Option 1



#### Configuration 2

Option 2



#### Key

- 1 Supporting construction
- a1 Pipe / top edge of seal separation
- a2 Pipe / side edge of seal separation
- a3 Pipe / pipe separation

#### Declaration of Performance

Sikacryl 621 Fire  
58967197  
2021.10 , ver. 1  
1549

Template for translation. Only for  
internal use

**A.1.8.1 Double side penetration seal with metallic pipes with combustible insulation**

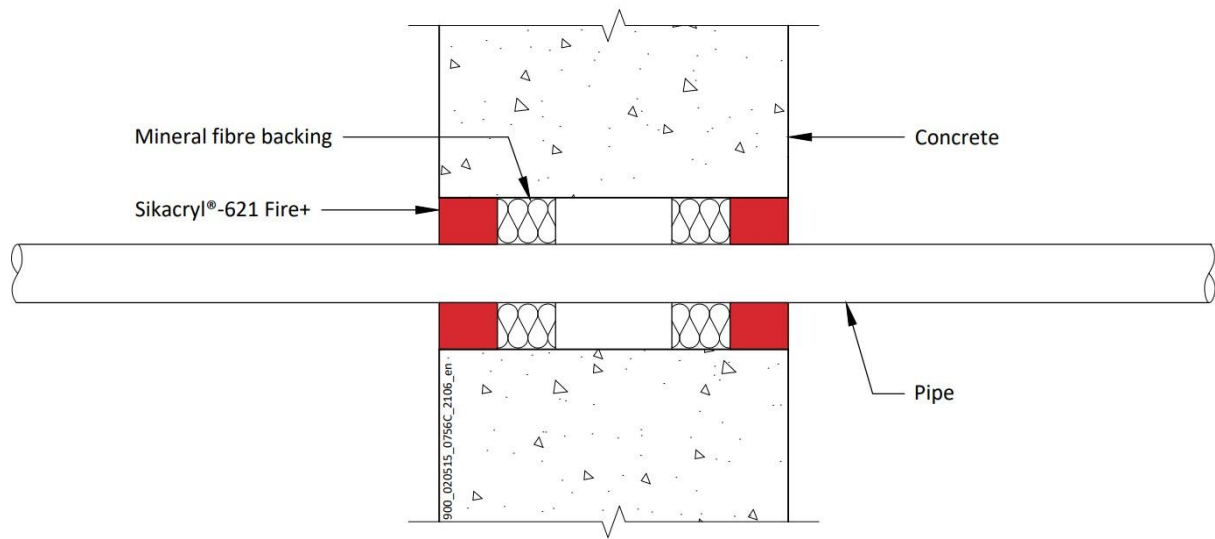
<b>Services</b>	<b>Insulation</b>	<b>Classification</b>
Mild or stainless steel pipe		
22 mm diameter/2-11 mm wall	13 mm thick Elastomeric insulation minimum class B-s3,d0	<b>E 240 C/U, EI 180 C/U</b>
22-114 mm diameter/2-14.2 mm wall	13-25 mm thick Elastomeric insulation minimum class B-s3,d0	<b>E 120 C/U, EI 90 C/U</b>
22-114 mm diameter/2-14.2 mm wall	25-50 mm thick Elastomeric insulation minimum class B-s3,d0	<b>EI 60 C/U</b>



### A.1.9 Double side penetration seal with plastic pipes

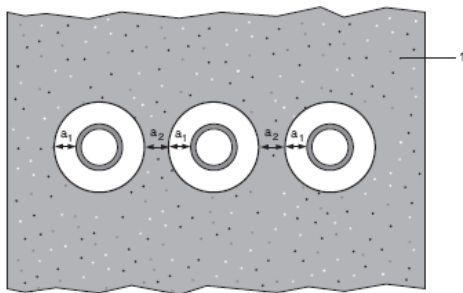
**Penetration Seal:** Plastic pipes (single) fitted at any position within the aperture, with 25 mm Sikacryl-621 Fire+ to both sides of the wall, backed with 25 mm deep stone wool insulation minimum 35 kg/m<sup>3</sup>. Minimum annular space 10 mm (A1) and minimum separation between penetration seals 30 mm (A2). Maximum seal size 300 x 300 mm / 300 mm Ø

Construction details:



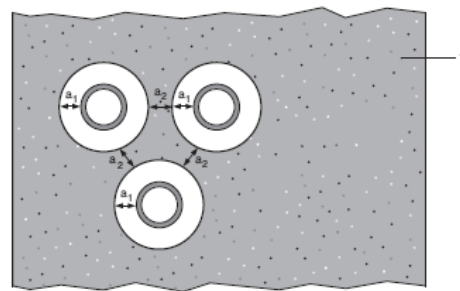
#### Configuration 1

Option 1



#### Configuration 2

Option 2



#### Key

- 1 Supporting construction
- a1 Pipe / top edge of seal separation
- a2 Pipe / side edge of seal separation

#### Declaration of Performance

Sikacryl 621 Fire  
58967197  
2021.10 , ver. 1  
1549

Template for translation. Only for  
internal use

### A.1.9.1 Double side penetration seal with plastic pipes

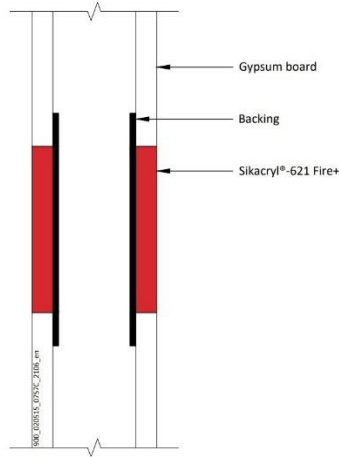
Pipe material	Size	Classification
PVC-U pipe according to EN 1329-1, EN 1452-1 and EN 1453-1, PVC-C according to EN 1566-1	6-32 mm diameter/1.0-2.4 mm wall	EI 240 U/C
PP pipe according to EN 1451-1 or DIN 8077/8078	32 mm diameter/2.0-4.4 mm wall	EI 180 C/U
	12-32 mm diameter/1.8-4.4 mm wall	EI 240 C/U
PE pipe according to EN 1519-1, EN 12201-2 and EN 12666-1, ABS according to EN 1455-1 and pipes made from SAN+PVC according to EN 1565-1	20-32 mm diameter/2.0 mm wall	EI 240 C/U
	20-32 mm diameter/2.0-4.4 mm wall	EI 120 C/U

## A.2 Flexible and rigid wall constructions according to 2. 2) with wall thickness of minimum 75 mm

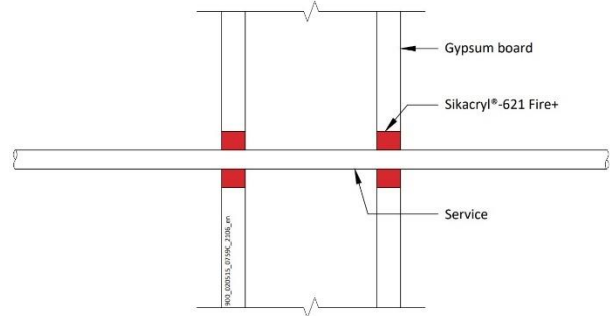
### A.2.1 Double side penetration seal with cables

**Penetration Seal:** Cables (single or bundles up to 100 mm  $\varnothing$ ) and pipes fitted at any position within the aperture, with Sikacryl-621 Fire+ to both sides of the wall. Minimum annular space 10 mm (A1) and minimum separation between penetration seals 30 mm (A2), maximum seal size 150 x 150 mm / 344 mm diameter (when incorporating a pipe of seal diameter -20 mm).

Construction details:



Construction details:



#### A.2.1.1

Services	Sealant depth	Backing	Classification
None (blank)	12.5 mm	Any material	EI 60
Cables up to 21 mm $\varnothing$ , single		None	E 60, EI 45
Cables up to 21 mm $\varnothing$ , in bundles up to 100 mm $\varnothing$			E 45, EI 30
Mild or stainless steel pipe			
4 mm diameter /0.7-2.0 mm wall	12.5 mm	None	E 60 C/U, EI 45 C/U
5-22 mm diameter /0.7-11 mm wall*			E 60 C/U, EI 30 C/U
Mild or stainless steel pipe with minimum 80 kg/m <sup>3</sup> density stone wool insulation Continuous Sustained (CS)			
40 mm diameter /1-14.2 mm wall, 20 mm insulation	12.5 mm	None	E 60 C/U, EI 45 C/U
40-324 mm diameter /1.0-14.2 mm wall, 30 mm insulation*			
PVC-U pipe according to EN 1329-1, EN 1452-1 and EN 1453-1, PVC-C according to EN 1566-1			
6-32 mm $\varnothing$ /1.0-1.8 mm wall, with bundle of cables up to 21 mm diameter*	12.5 mm	None	E 60 U/C, EI 45 U/C
PP pipe according to EN 1451-1 or DIN 8077/8078			
20 mm $\varnothing$ /2.3 mm wall	12.5 mm	None	EI 45 U/C
21-32 mm $\varnothing$ /2.3-4.4 mm wall*			EI 30 U/C
21-32 mm $\varnothing$ /2.3-4.4 mm wall, with bundle of cables up to 21 mm diameter*			E 45 U/C, EI 30 U/C
PE pipe according to EN 1519-1, EN 12201-2 and EN 12666-1, ABS according to EN 1455-1 and pipes made from SAN+PVC according to EN 1565-1			
20 mm $\varnothing$ /2.0 mm wall	12.5 mm	None	EI 45 U/C
21-32 mm $\varnothing$ /2.0-3.0 mm wall*			EI 30 U/C
21-32 mm $\varnothing$ /2.0-3.0 mm wall, with bundle of cables up to 21 mm* diameter			E 45 U/C, EI 30 U/C

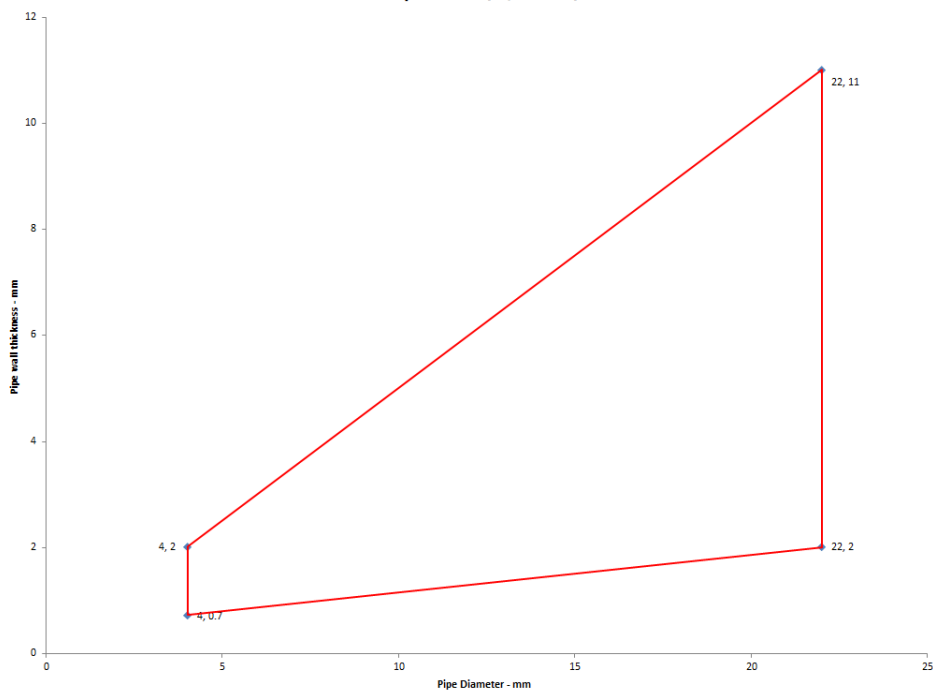
#### Declaration of Performance

Sikacryl 621 Fire  
58967197  
2021.10, ver. 1  
1549

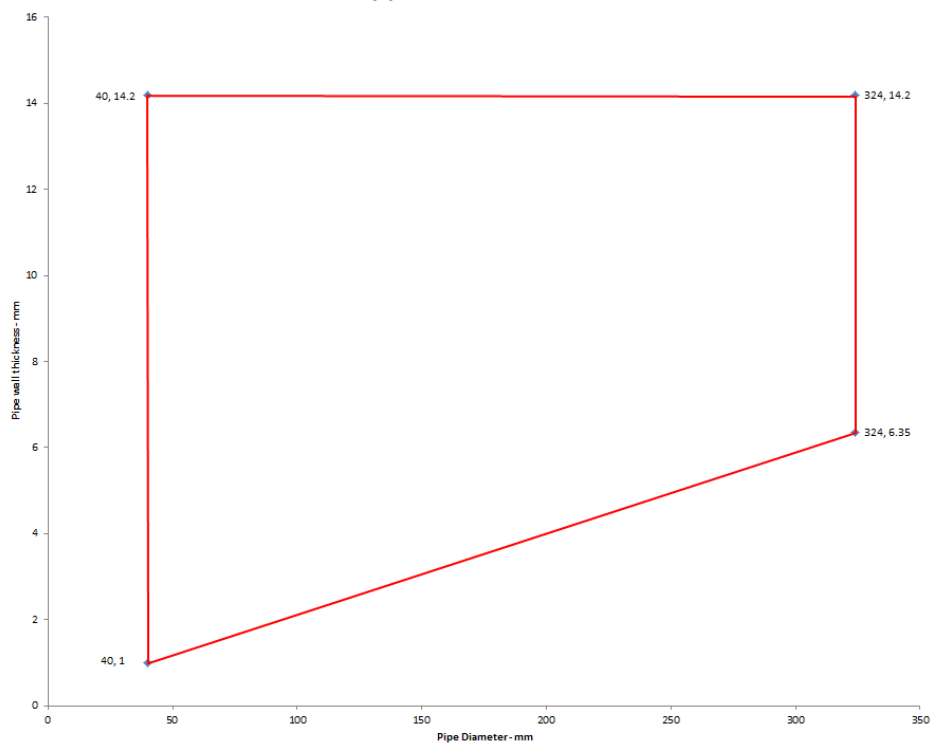
Template for translation. Only for internal use

\* See below graphs for interpolated pipe sizes

Steel Pipe- E 60 U/C, EI 30 U/C



Steel pipes with 30 mm Insulation



**Declaration of Performance**  
Sikacryl 621 Fire  
58967197  
2021.10 , ver. 1  
1549

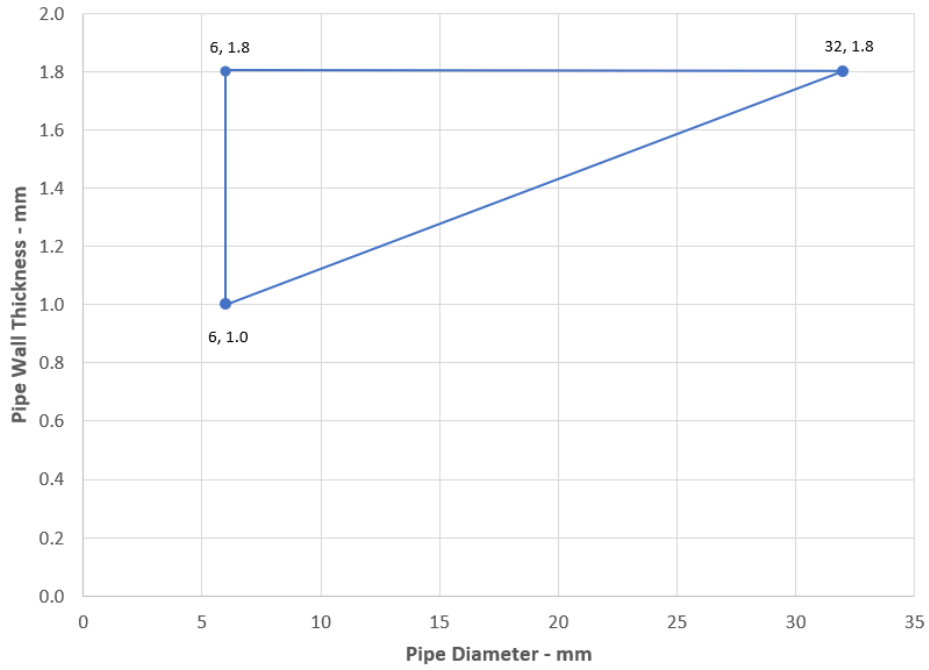
20/164

Template for translation. Only for  
internal use

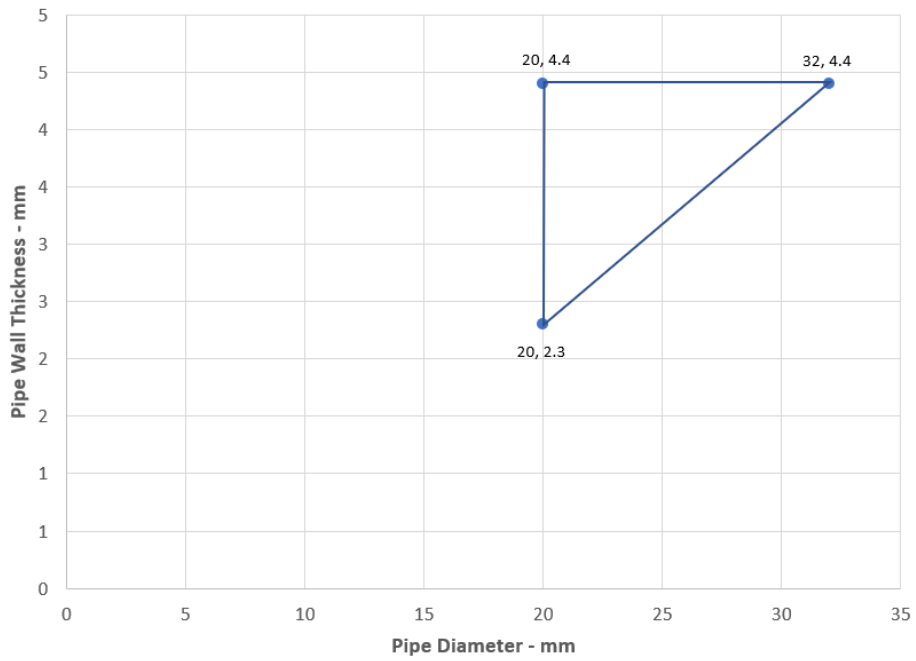
**BUILDING TRUST**



### PVC-U Pipes - U/C



### PP Pipes - EI 30 U/C

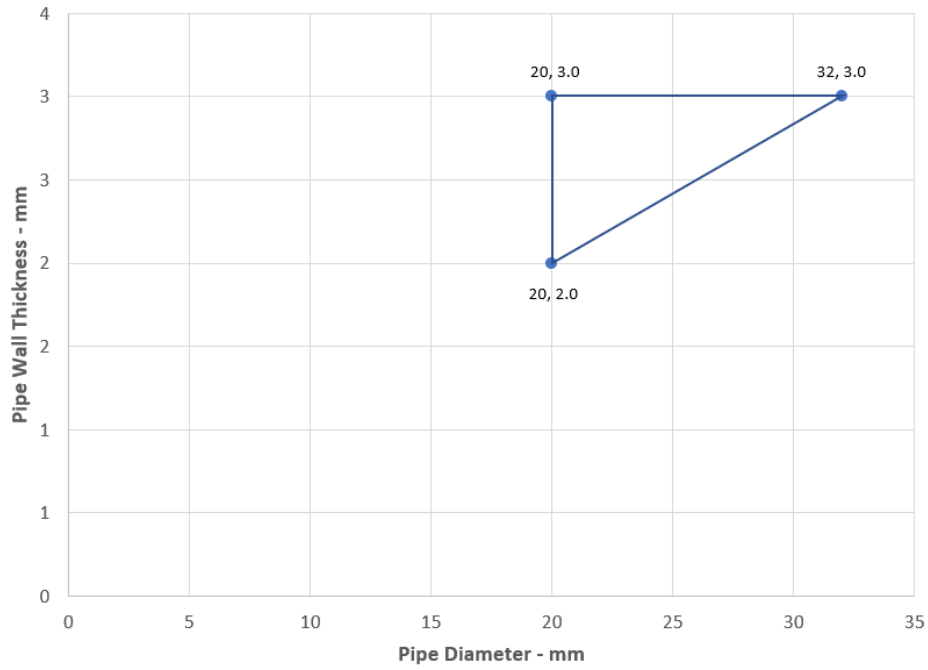


**Declaration of Performance**  
Sikacryl 621 Fire  
58967197  
2021.10 , ver. 1  
1549

Template for translation. Only for  
internal use



### PE Pipes - EI 30 U/C



**Declaration of Performance**  
Sikacryl 621 Fire  
58967197  
2021.10 , ver. 1  
1549

22/164

Template for translation. Only for  
internal use

**BUILDING TRUST**

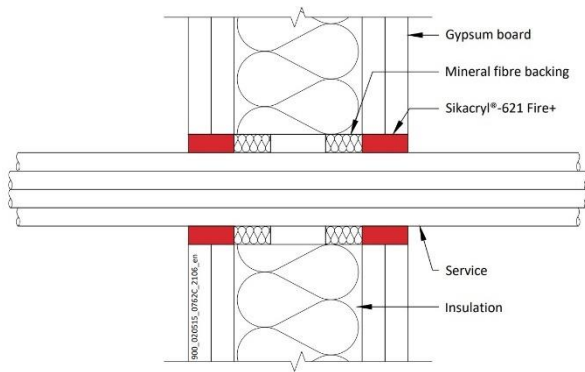


**A.3 Flexible and rigid wall constructions according to 2.2) with wall thickness of minimum 100 mm**

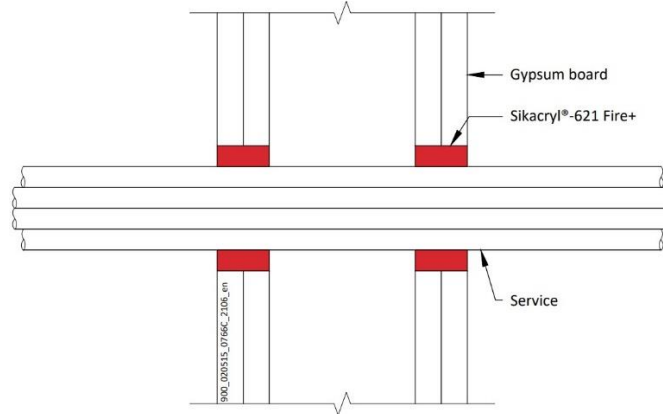
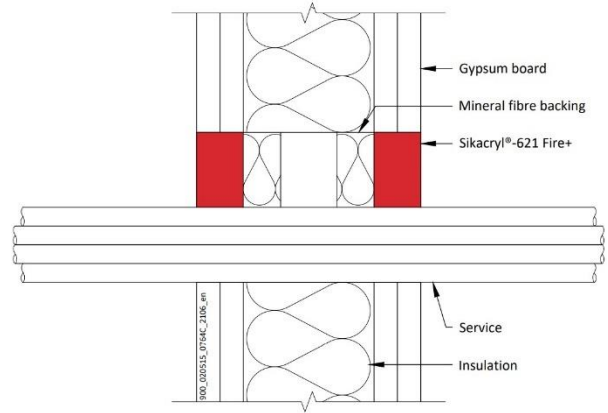
**A.3.1 Double side penetration seal with cables**

**Penetration Seal:** Cables (single or bundles up to 100 mm Ø) and conduits fitted at any position within the aperture, with Sikacryl-621 Fire+ to both sides of the wall.

Construction details:



Construction details:



**A.3.1.1**

Services	Sealant depth	Backing	Maximum aperture	Classification
None (blank)	12.5 mm	Stone wool 20 mm deep 35-140 kg/m <sup>3</sup>	300 x 300 mm*	EI 120
Cables up to 21 mm Ø, single or in bundles up to 50 mm Ø	12.5 mm	Stone wool 12.5 mm deep min. 33 kg/m <sup>3</sup>		E 120, EI 90
Electrical cables up to 21 mm Ø, single or in bundles up to 100 mm Ø	25 mm	Stone wool 20 mm deep min. 40 kg/m <sup>3</sup>		EI 120
Electrical cables up to 80 mm Ø, single or in bundles up to 100 mm Ø		25 mm AES mineral fibre		E 120, EI 60
Single 'E cable' - 1 x 185 mm <sup>2</sup> core HD603.3 electrical cable with PVC insulation, PVC sheath and 23-27 mm diameter	12.5 mm	Stone wool 20 mm deep min. 140 kg/m <sup>3</sup>		E 120, EI 60

\* Or 30 mm wide x 3000 mm high for cables up to 21 mm Ø

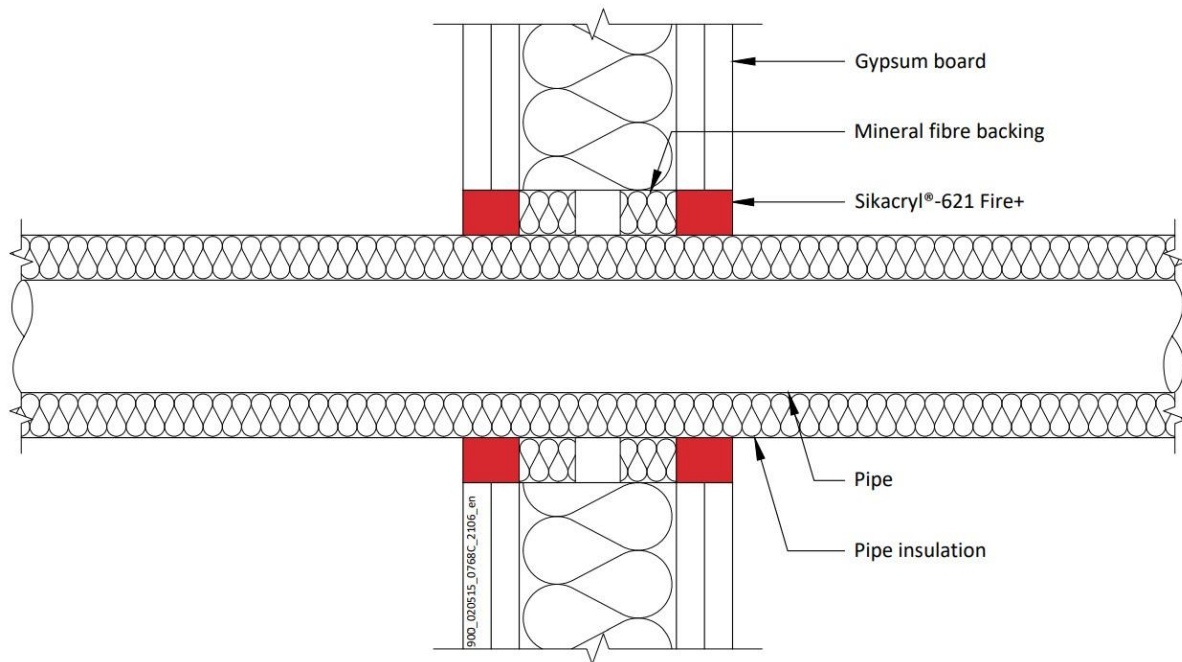
Services	Sealant depth	Backing	Maximum Annular space	Classification
PVC-U pipe according to EN 1329-1, EN 1452-2 and EN 1453-1, PVC-C according to EN 1566-1				
Maximum diameter 40 mm, wall thickness 1.0-1.9 mm for PVC pipes, fully or partially filled conduits with cables up to 21 mm diameter	25 mm	none	30 mm	EI 120 U/C
PE pipe according to EN 1519-1, EN 12201-2 and EN 12006-1, ABS according to EN 1455-1 and pipes made from SAN+PVC according to EN 1565-1				
Maximum diameter 40 mm, wall thickness 2.0-3.0 mm for PE pipes, fully or partially filled conduits with cables up to 21 mm diameter	25 mm	none	30 mm	EI 90 U/C
PP pipe according to EN 1852-1: 2009 or DIN 8077/8078				
Maximum diameter 40 mm, wall thickness 1.8-2.2 mm for PP pipes, fully or partially filled conduits with cables up to 21 mm diameter	25 mm	none	30 mm	EI 90 U/C



### A.3.2 Double side penetration seal with metallic pipes

**Penetration Seal:** CS (Continuous Sustained) insulated metallic pipes (single) fitted at any position within the aperture, with Sikacryl-621 Fire+ to both sides of the wall, backed with stone wool insulation or 'AES mineral fibre', 300 x 300 mm maximum seal size.

Construction details:



#### A.3.2.1

Services	Sealant depth	Backing (minimum)	Insulation	Classification
Mild or stainless steel pipe				
22 mm diameter/3-10 mm wall	25 mm	Stone wool 25 mm deep 35 kg/m <sup>3</sup>	None	EI 120 C/C
Maximum 165 mm diameter/ wall*	12.5 mm	12.5 mm stone wool 33 kg/m <sup>3</sup>	9 mm Elastomeric insulation minimum class D-s3, d0	E 90 C/U EI 45 C/U
			13 -25 mm Elastomeric insulation minimum class D-s3, d0	EI 60 C/U
40 mm diameter/1-14.2 mm wall*	12.5 mm	20 mm Stone wool 40 kg/m <sup>3</sup>	13 -19 mm Elastomeric insulation minimum class B-s3,d0	EI 120 C/C
40 mm diameter/1-14.2 mm wall*	25 mm	25 mm AES mineral fibre		E 120 C/C EI 60 C/C
50 mm diameter/1.3-14.2 mm wall*				
60 mm diameter/1.6-14.2 mm wall*				
75 mm diameter/2-14.2 mm wall*				
90 mm diameter/2.4-14.2 mm wall*				
100 mm diameter/2.7-14.2 mm wall*				
115 mm diameter/3.1-14.2 mm wall*				
140 mm diameter/3.8-14.2 mm wall*				
165 mm diameter/4.5-14.2 mm wall*				

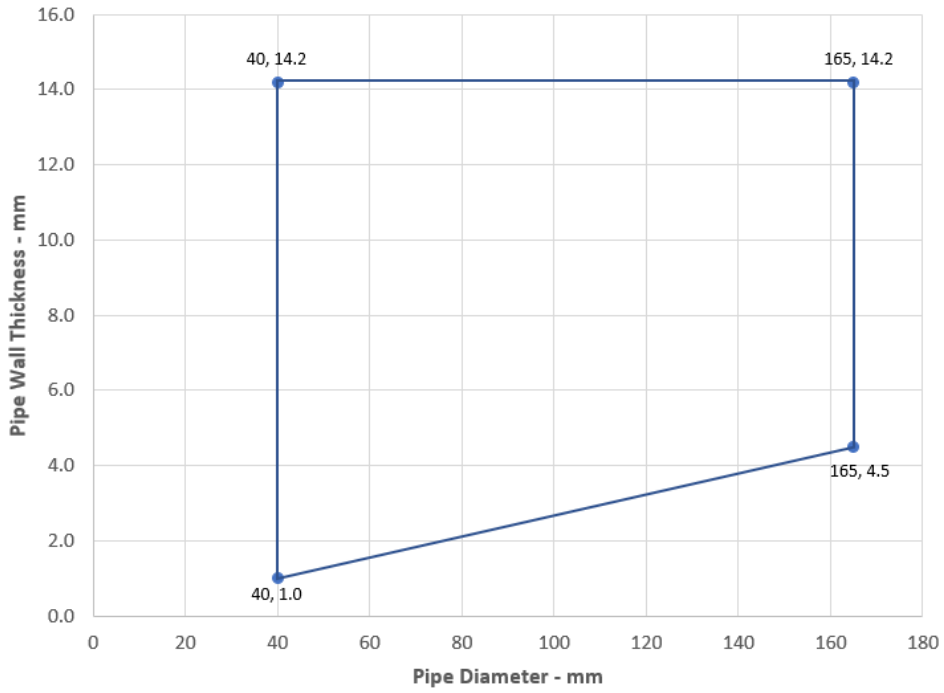
\* Typical pipe diameters shown, see below graph for intermediate sizes

#### Declaration of Performance

Sikacryl 621 Fire  
58967197  
2021.10 , ver. 1  
1549

Template for translation. Only for  
internal use

### Steel Pipes with Elastomeric Insulation - C/U



**Declaration of Performance**  
Sikacryl 621 Fire  
58967197  
2021.10 , ver. 1  
1549

Template for translation. Only for  
internal use



Services	Sealant depth	Backing	Insulation	Classification
Copper or steel pipe				
12 mm diameter/1-6 mm wall	25 mm	25 mm AES mineral fibre	9 mm Elastomeric insulation minimum class B-s3,d0	EI 120 C/C
12-54 mm diameter/1-14.2 mm wall*			9-13 mm Elastomeric insulation minimum class B-s3,d0	E 120 C/C, EI 60 C/C
12-54 mm diameter/1-14.2 mm wall*			13-25 mm Elastomeric insulation minimum class B-s3,d0	EI 60 C/C
<b>Alupex Composite Pipe</b>				
16 mm diameter/ wall*	12.5 mm	12.5 mm stone wool 33 kg/m <sup>3</sup>	9 mm Elastomeric insulation minimum class D-s3, d0	E 120 C/C EI 90 C/C
Maximum 75 mm diameter/ wall*			13-24 mm Elastomeric insulation minimum class D-s3, d0	E 90 C/C EI 60 C/C
			25 mm Elastomeric insulation minimum class D-s3, d0	EI 90 C/C
			9 mm Elastomeric insulation minimum class B-s3,d0	EI 120 C/C
16 mm diameter/2.25 mm wall	25 mm	25 mm AES mineral fibre	9-25 mm Elastomeric insulation minimum class B-s3,d0	EI 60 C/C
16 mm diameter/2.25 mm wall				
20 mm diameter/2.5 mm wall				
26 mm diameter/3 mm wall				
32 mm diameter/3 mm wall				
40 mm diameter/3.5 mm wall				
50 mm diameter/4 mm wall				
63 mm diameter/4.5 mm wall				
75 mm diameter/4.7 mm wall				

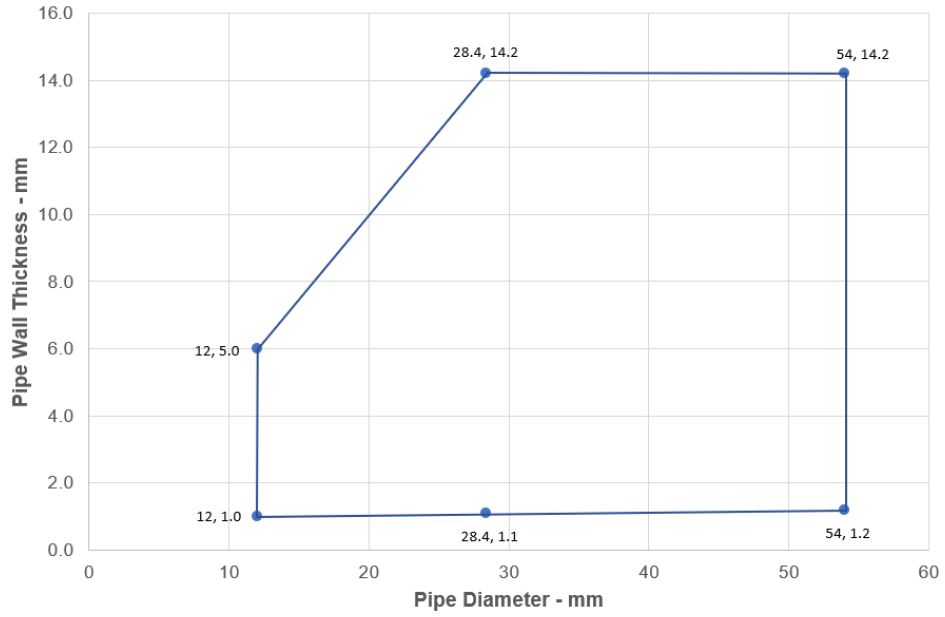
\* Typical pipe diameters shown, see below graph for intermediate sizes

#### Declaration of Performance

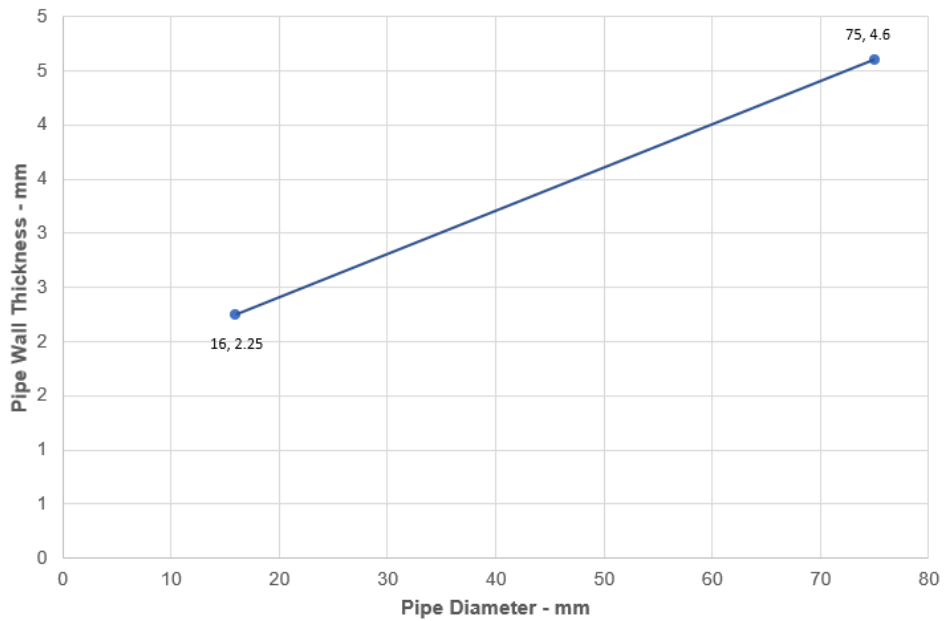
Sikacryl 621 Fire  
58967197  
2021.10 , ver. 1  
1549

Template for translation. Only for internal use

### Copper or Steel Pipes with Elastomeric Insulation - C/C



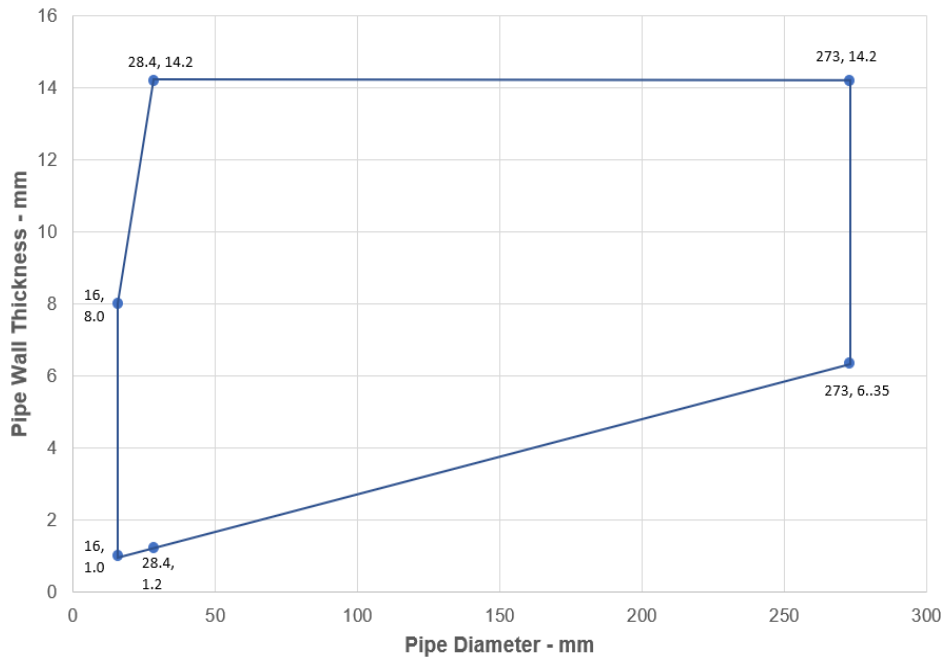
### Alupex Pipes with Elastomeric Insulation - C/C



Services	Sealant depth	Backing (minimum )	Insulation	Classification
Mild or stainless steel pipe	25 mm	None	15 mm thick phenolic insulation	EI 90 C/U
16 mm diameter/ wall*			25 mm thick phenolic insulation	E 90 C/U, EI 60 C/U
Maximum 273 mm/ wall*			26-100 mm thick phenolic insulation	EI 60 C/U

\* Typical pipe diameters shown, see below graph for intermediate sizes

**Steel Pipes with Phenolic Insulation - C/U**



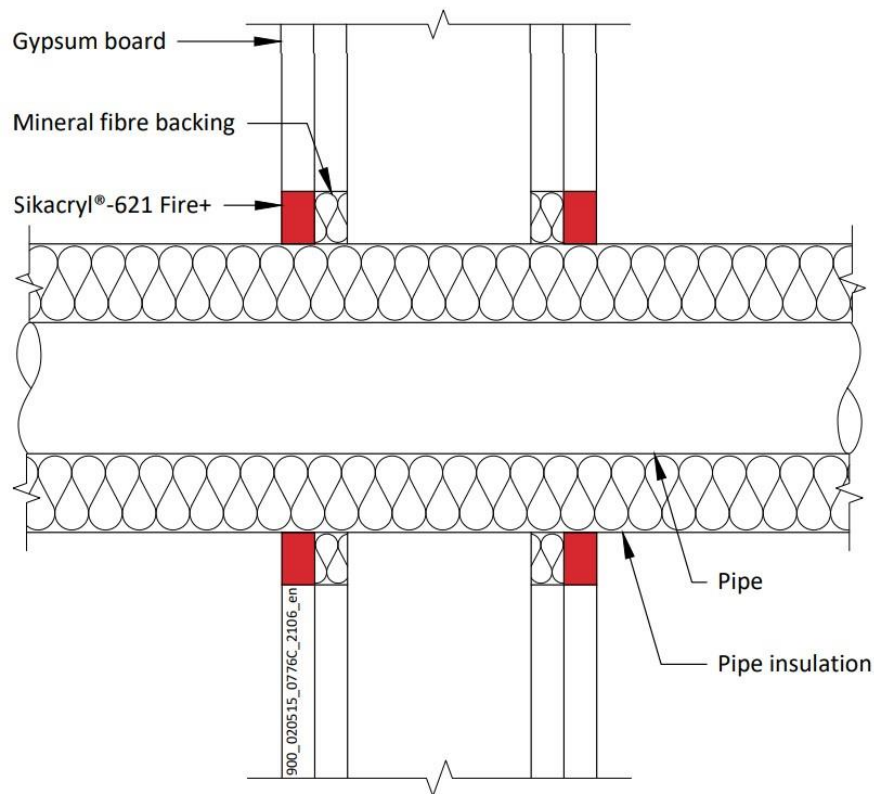
**Declaration of Performance**  
 Sikacryl 621 Fire  
 58967197  
 2021.10 , ver. 1  
 1549

Template for translation. Only for  
 internal use

### A.3.3 Double side penetration seal with metallic pipes

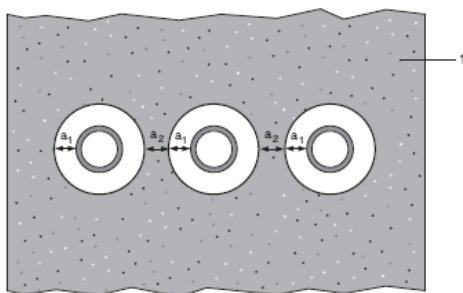
**Penetration Seal:** CS (Continuous Sustained) insulated metallic pipes (single) fitted at any position within the aperture, with 12.5 mm Sikacryl-621 Fire+ to both sides of the wall, backed with 12.5 mm deep stone wool insulation minimum 35 kg/m<sup>3</sup>. Minimum annular space 10 mm (A1) and minimum separation between penetration seals 30 mm (A2). Maximum seal size 300 x 300 mm / 504 mm Ø

Construction details:



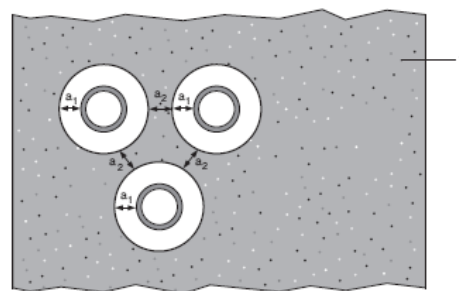
#### Configuration 1

Option 1



#### Configuration 2

Option 2



#### Key

- 1 Supporting construction
- a1 Pipe / top edge of seal separation
- a2 Pipe / side edge of seal separation
- a3 Pipe / pipe separation

#### Declaration of Performance

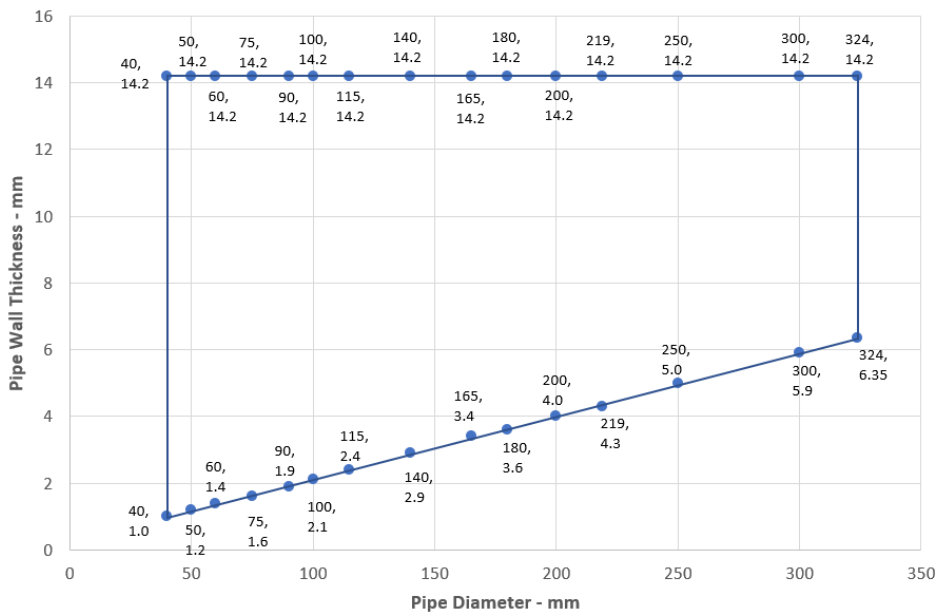
Sikacryl 621 Fire  
58967197  
2021.10 , ver. 1  
1549

Template for translation. Only for  
internal use

### A.3.3.1 Double side penetration seal with pipes

Services	Insulation	Classification
Mild or stainless steel pipe		
40 mm diameter/1-14.2 mm wall	20 mm thick stone, mineral wool min. 80 kg/m <sup>3</sup>	<b>E 120 C/U</b> <b>EI 90 C/U</b>
40 mm diameter/1-14.2 mm wall*	30-80 mm thick stone, mineral wool min. 80 kg/m <sup>3</sup>	
50 mm diameter/1.2-14.2 mm wall*		
60 mm diameter/1.4-14.2 mm wall*		
75 mm diameter/1.6-14.2 mm wall*		
90 mm diameter/1.9-14.2 mm wall*		
100 mm diameter/2.1-14.2 mm wall*		
115 mm diameter/2.4-14.2 mm wall*		
140 mm diameter/2.9-14.2 mm wall*		
165 mm diameter/ 3.4-14.2 mm wall*		
180 mm diameter/ 3.6-14.2 mm wall*		
200 mm diameter/ 4.0-14.2 mm wall*		
219 mm diameter/ 4.3-14.2 mm wall*		
250 mm diameter/ 5.0-14.2 mm wall*		
300 mm diameter/ 5.9-14.2 mm wall*		
324 mm diameter/ 6.35-14.2 mm wall*		

Steel Pipes with Mineral Wool Insulation - C/U



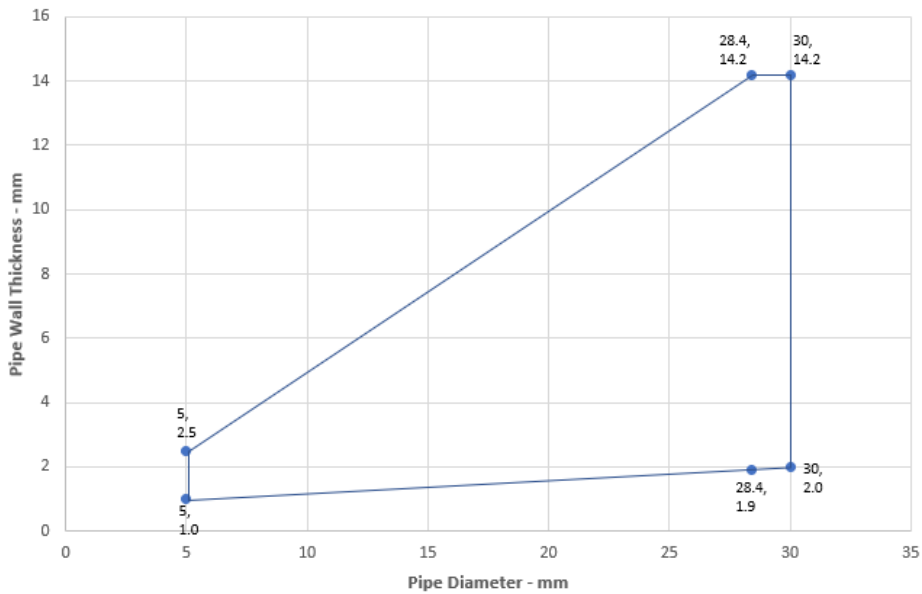
**Declaration of Performance**  
 Sikacryl 621 Fire  
 58967197  
 2021.10 , ver. 1  
 1549

Template for translation. Only for  
 internal use

Services	Insulation	Classification
PEX pipe in pipe system		
15 mm diameter x 2.5 mm wall inner /25mm diameter outer	None	EI 120 C/C
Alupex pipe		
16-20 mm diameter/2.0 mm wall	None	EI 120 C/C
16-75 mm diameter/2.25-4.6 mm	20-50 mm thick glass wool or stone, mineral wool min. 75 kg/m <sup>3</sup>	EI 120 C/C
Mild or Stainless Steel pipe		
4 mm diameter/1.0-2.0 mm wall	None	EI 90 C/C
5-30 mm diameter/1.0-14.2 mm wall*		
30 mm diameter/2.0-14.2 mm wall		EI 120 C/U
Copper or Steel pipe		
6-12 mm diameter/0.7-6.0 mm wall*	None	E 90 C/C, EI 60 C/C
13-22 mm diameter/0.7-11 mm wall*		E 90 C/C, EI 30 C/C
12-54 mm diameter/0.9-14.2 mm wall*	20-80 mm thick stone, mineral wool min. 80 kg/m <sup>3</sup>	E 120 C/C, EI 60 C/C

\* See below graphs for interpolated pipe sizes

Steel Pipes - C/C

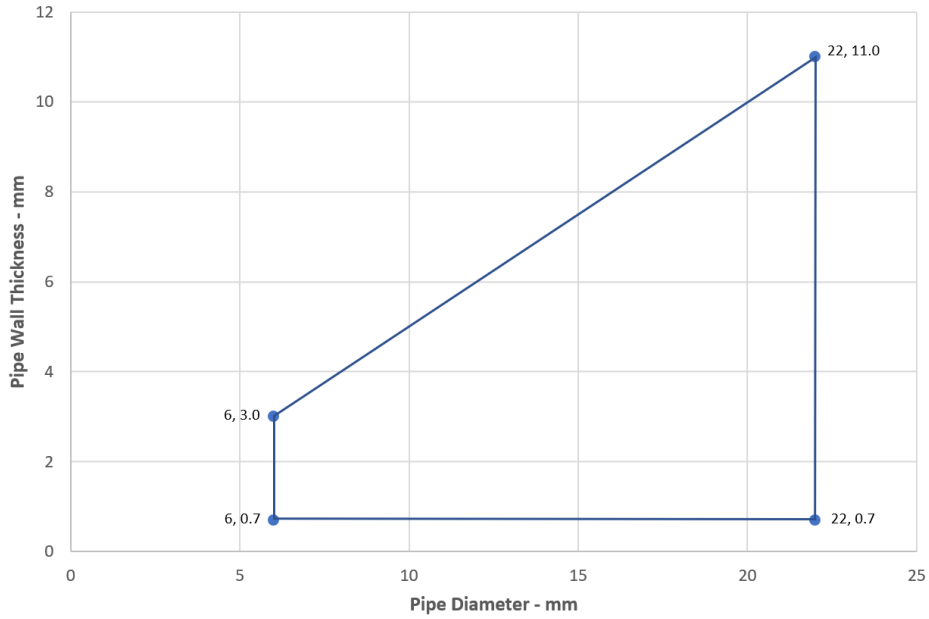


**Declaration of Performance**  
 Sikacryl 621 Fire  
 58967197  
 2021.10 , ver. 1  
 1549

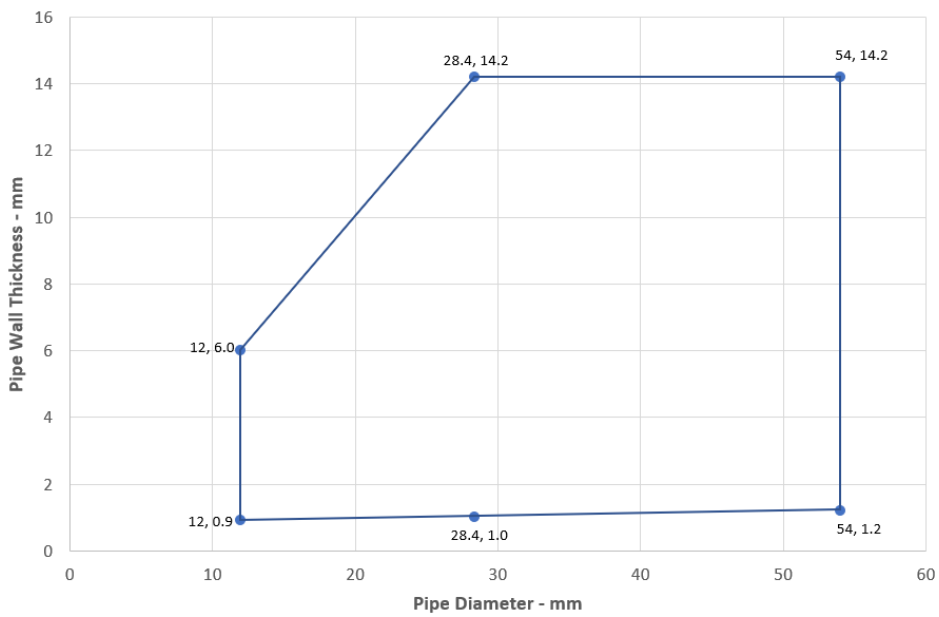
Template for translation. Only for  
 internal use



### Copper or Steel Pipes - C/C



### Copper or Steel Pipes with Mineral Wool Insulation - C/C



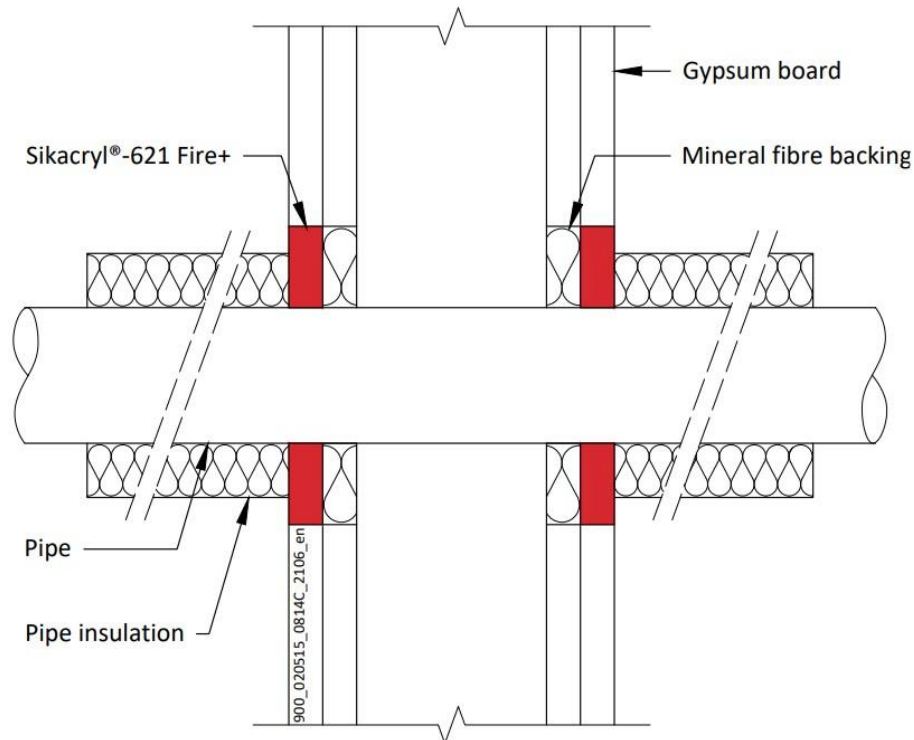
**Declaration of Performance**  
 Sikacryl 621 Fire  
 58967197  
 2021.10 , ver. 1  
 1549

Template for translation. Only for  
 internal use

### A.3.4 Double side penetration seal with composite pipes

**Penetration Seal:** CI (Continuous Interrupted) or CS (Continuous Sustained) insulated composite pipes (single) fitted at any position within the aperture, with Sikacryl-621 Fire+ to both sides of the wall, minimum 10 mm seal width around service, maximum seal size 300 x 300 mm, backed with stonewool.

Construction details:



#### A.3.4.1

Services	Sealant depth	Backing (minimum)	Insulation (minimum)	Classification
Alupex Composite Pipe				
16 mm diameter/2.25 mm wall	12.5 mm	12.5 mm stonewool 40 kg/m <sup>3</sup>	20 mm stonewool 80 kg/m <sup>3</sup> , 500 mm length from both sides of the seal	EI 120 C/C
20 mm diameter/2.5 mm wall				
26 mm diameter/3 mm wall				
32 mm diameter/3 mm wall				
40 mm diameter/3.5 mm wall				
50 mm diameter/4 mm wall				
63 mm diameter/4.5 mm wall				
75 mm diameter/4.7 mm wall				

#### Declaration of Performance

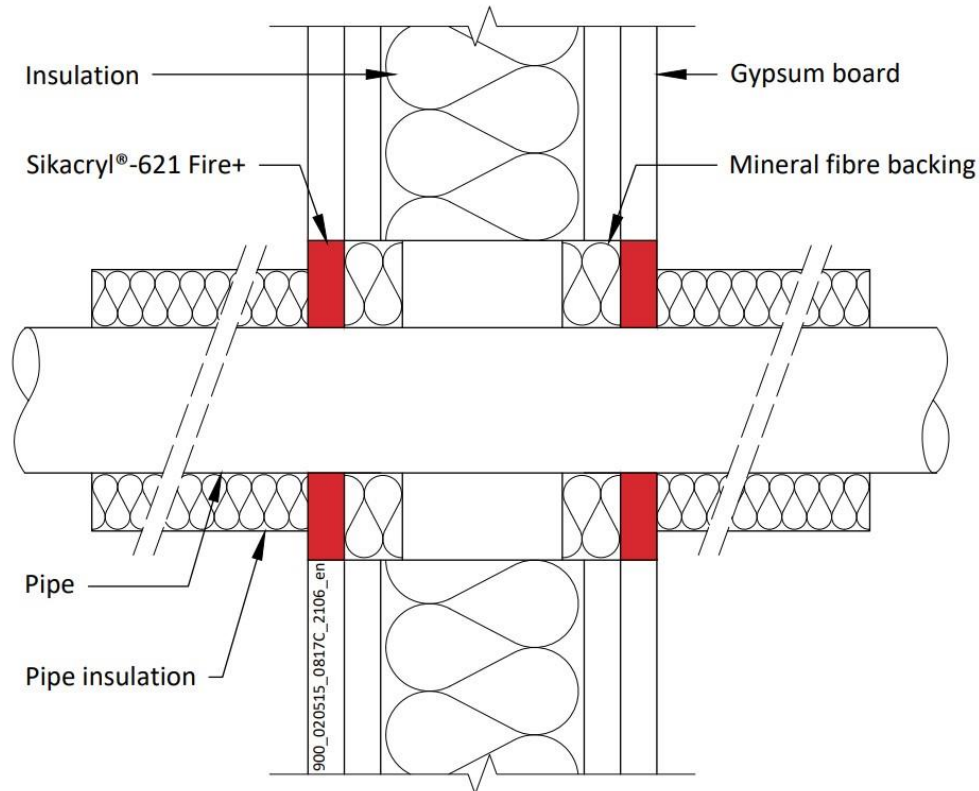
Sikacryl 621 Fire  
58967197  
2021.10 , ver. 1  
1549

Template for translation. Only for internal use

### A.3.5 Double side penetration seal with metallic (and composite) pipes

**Penetration Seal:** LI (Local Interrupted) of minimum length stated below or CI (Continuous Interrupted) insulated metallic pipes and composite (single) fitted at any position within the aperture, with Sikacryl-621 Fire+ to both sides of the wall, min. 10 mm seal width around service, backed with stone wool insulation or 'AES mineral fibre'.

Construction details:



#### A.3.5.1

Services	Sealant depth	Backing (minimum )	Insulation (minimum)	Classification
<b>Maximum aperture size 300 x 300 mm</b>				
Copper or steel pipe up to 54 mm diameter/1-14.2 mm wall	12.5 mm	20 mm Stone wool 40 kg/m <sup>3</sup>	500 mm length of 20 mm stone wool 80 kg/m <sup>3</sup>	<b>EI 120 C/U</b>
Alupex composite pipe 75 mm diameter/7.5 mm wall		20 mm Stone wool 140 kg/m <sup>3</sup>	600 mm length of 25 mm AES mineral fibre	<b>EI 60 C/U</b>

#### Declaration of Performance

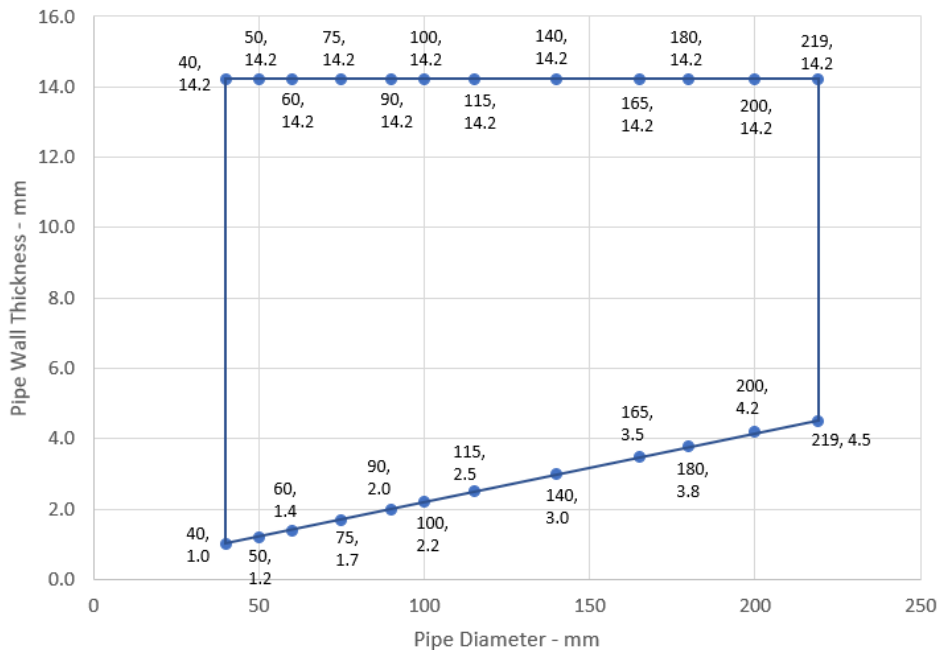
Sikacryl 621 Fire  
58967197  
2021.10 , ver. 1  
1549

Template for translation. Only for internal use

Services	Sealant depth	Backing (minimum)	Insulation (minimum)	Classification
Mild or stainless steel pipe				
<b>Maximum aperture size 300 x 300 mm</b>				
40 mm diameter/1-14.2 mm wall	12.5 mm	20mm Stone wool 40 kg/m <sup>3</sup>	500 mm length of 20 mm stone wool 80 kg/m <sup>3</sup>	EI 120 C/U
40 mm diameter/1-14.2 mm wall*			500 mm length of 30 mm stone wool 80 kg/m <sup>3</sup>	
50 mm diameter/1.2-14.2 mm wall*				
60 mm diameter/1.4-14.2 mm wall*				
75 mm diameter/1.7-14.2 mm wall*				
90 mm diameter/2-14.2 mm wall*				
100 mm diameter/2.2-14.2 mm wall*				
115 mm diameter/2.5-14.2 mm wall*			12.5 mm	20mm Stone wool 40 kg/m <sup>3</sup>
140 mm diameter/3-14.2 mm wall*				
165 mm diameter/3.5-14.2 mm wall*				
180 mm diameter/3.8-14.2 mm wall*				
200 mm diameter/4.2-14.2 mm wall*				
219 mm diameter/4.5-14.2 mm wall*	12.5 mm	20mm Stone wool 40 kg/m <sup>3</sup>	500 mm length of 30 mm stone wool 80 kg/m <sup>3</sup>	E 120 C/U, EI 90 C/U
180 mm diameter/3.8-14.2 mm wall*				
200 mm diameter/4.2-14.2 mm wall*				
219 mm diameter/4.5-14.2 mm wall*				

\* Typical pipe diameters shown, see below graph for intermediate sizes

Steel Pipes with Mineral Wool Insulation - C/U



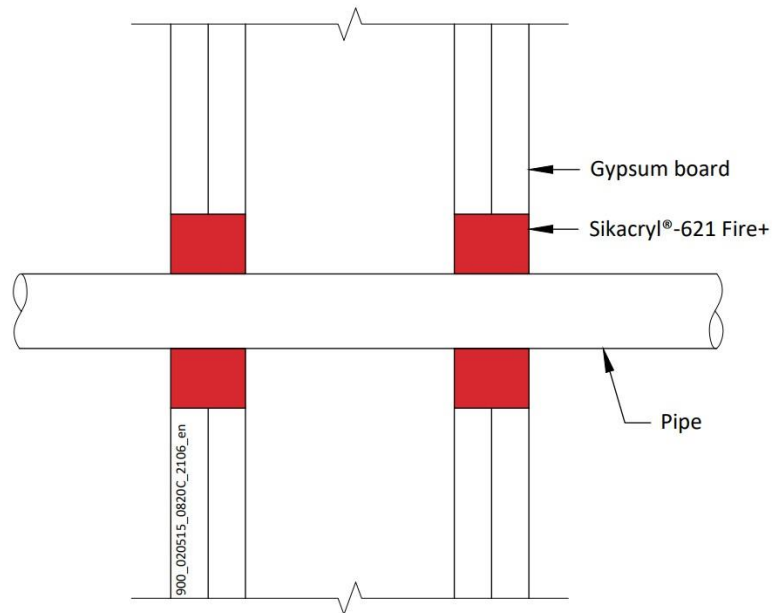
**Declaration of Performance**  
 Sikacryl 621 Fire  
 58967197  
 2021.10 , ver. 1  
 1549

Template for translation. Only for  
 internal use

### A.3.6 Double side penetration seal with plastic pipes

**Penetration Seal:** Combustible pipes (single) fitted at any position within the aperture, with Sikacryl-621 Fire+ to both sides of the wall, Minimum annular space 10 mm and minimum separation between penetration seals 30 mm (A2).

Construction details:



#### A.3.6.1

Pipe material	Sealant depth	Pipe size	Maximum Annular space	Classification
PVC-U pipe according to EN 1329-1, EN 1452-1 and EN 1453-1, PVC-C according to EN 1566-1	25 mm	6-32 mm $\varnothing$ /1.0-2.4 mm wall*	10 mm	EI 120 U/C
		6-32 mm $\varnothing$ /1.0-1.6 mm wall	30 mm	E 120 U/C, EI 90 U/C
20 mm $\varnothing$ /2.2 mm wall		EI 120 C/C		
PP pipe according to EN 1451-1 or DIN 8077/8078		20 mm $\varnothing$ /2.2-4.4 mm wall	30 mm	EI 120 U/C
		20-32 mm $\varnothing$ /1.8-4.4 mm wall		EI 60 U/C
PE pipe according to EN 1519-1, EN 12201-2 and EN 12666-1, ABS according to EN 1455-1 and pipes made from SAN+PVC according to EN 1565-1		20 mm $\varnothing$ /2.0 mm wall	30 mm	EI 60 C/C
		20-32 mm $\varnothing$ /2.0-3.0 mm wall	30 mm	EI 120 U/C
Uponor Wirsbo PEX pipe in pipe system according to ISO 15875			Diameter up to 54 mm/0.4 mm wall thickness (outer pipe), 28 mm diameter/4.0 mm wall thickness (inner pipe)	30 mm
				E 60 C/C, EI 45 C/C

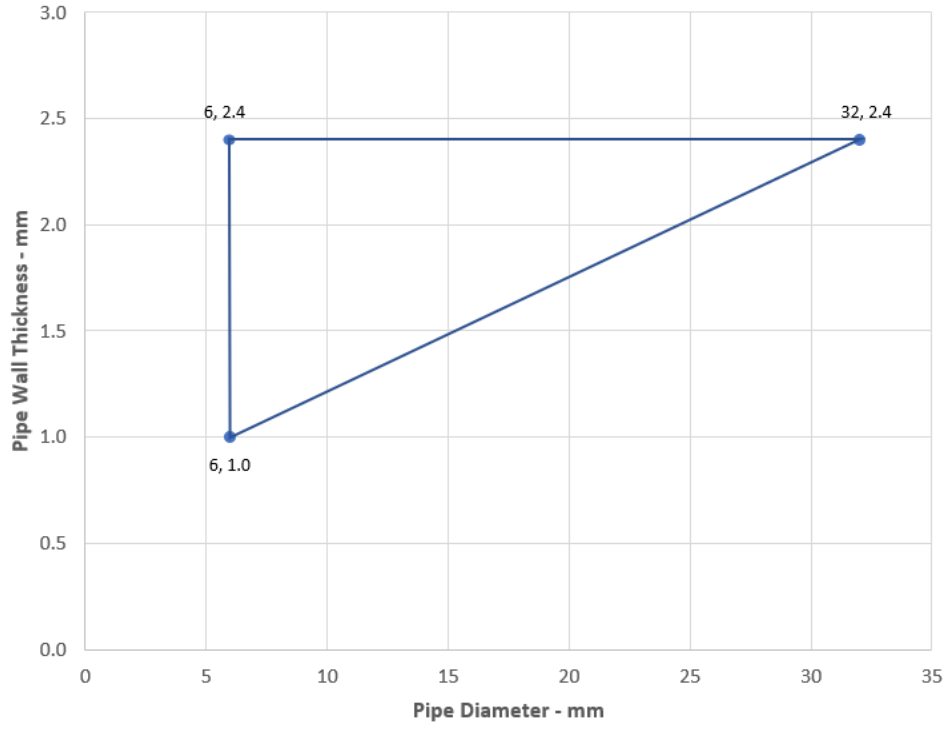
\* See below graphs for interpolated pipe sizes

#### Declaration of Performance

Sikacryl 621 Fire  
58967197  
2021.10, ver. 1  
1549

Template for translation. Only for internal use

### PVC-U Pipes - U/C



**Declaration of Performance**  
Sikacryl 621 Fire  
58967197  
2021.10 , ver. 1  
1549

**38/164**

Template for translation. Only for  
internal use

**BUILDING TRUST**

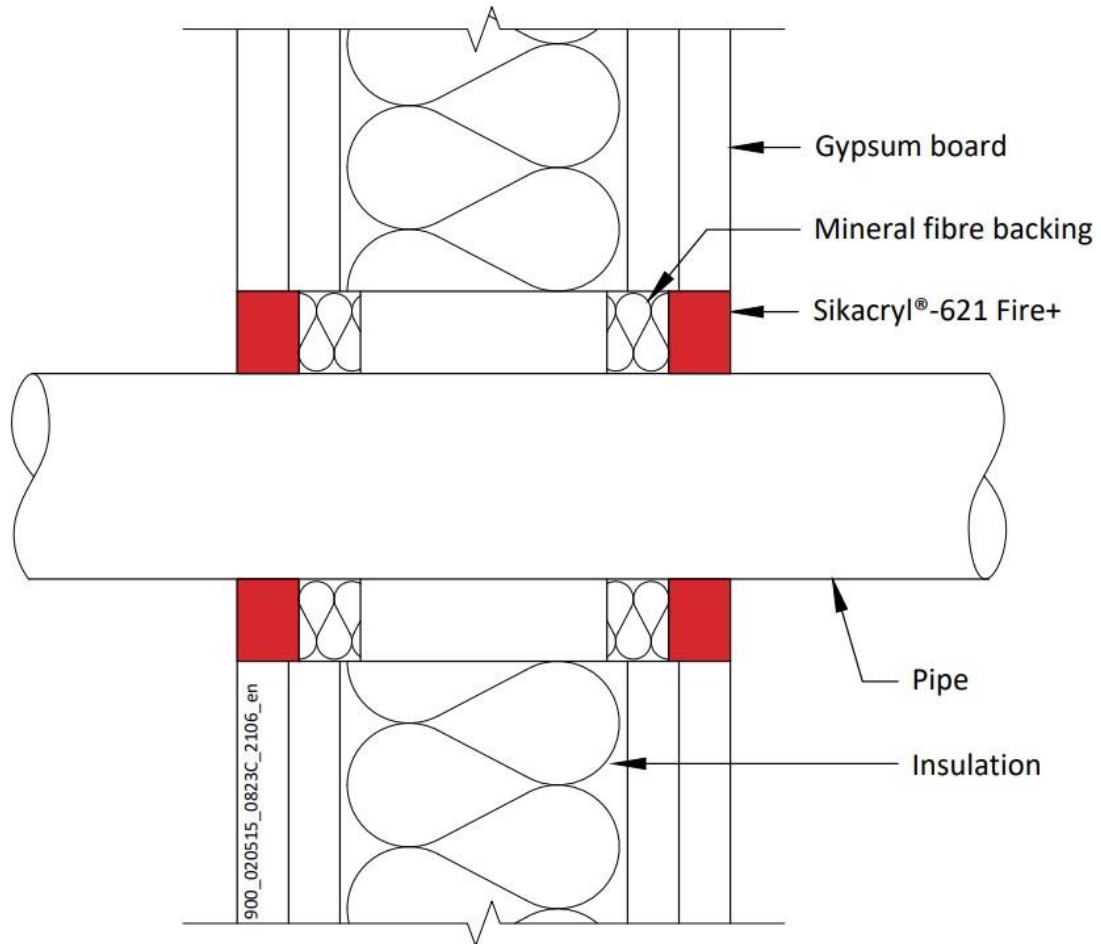


**A.4 Flexible and rigid wall constructions according to 2.2) with wall thickness of minimum 120 mm**

**A.4.1 Double side penetration seal with cables**

**Penetration Seal:** Non-insulated metallic pipes (single) fitted at any position within the aperture, with 15 mm deep Sikacryl-621 Fire+ to both sides of the wall, backed with stone wool insulation.

Construction details:



**A.4.1.1**

Services	Sealant depth	Backing	Classification
Mild or stainless steel pipe			
30 -324 mm diameter /1.6-14.2 mm wall	15 mm	15 mm stone wool	<b>E 120 C/U</b>
Copper or steel pipe			
12 -54 mm diameter /0.9-14.2 mm wall	15 mm	15 mm stone wool	<b>E 120 C/C</b>
Alupex Pipe			
16-75 mm diameter/2.0-4.6 mm wall	15 mm	15 mm stone wool	<b>E 120 C/C, EI 30 C/C</b>

**Declaration of Performance**

Sikacryl 621 Fire  
58967197  
2021.10 , ver. 1  
1549

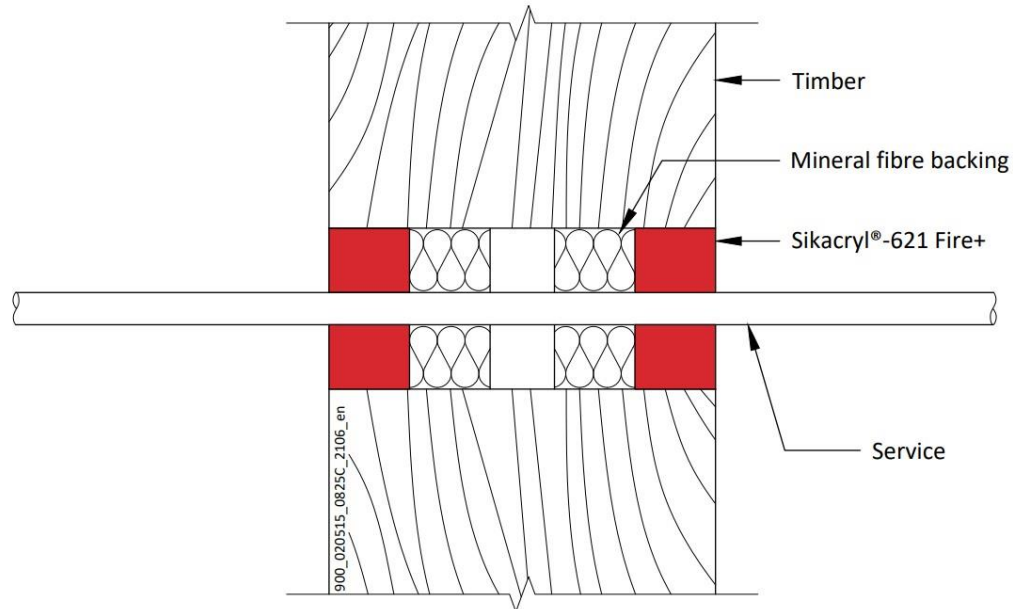
Template for translation. Only for internal use

## A.5 Timber wall constructions with wall thickness of minimum 100 mm

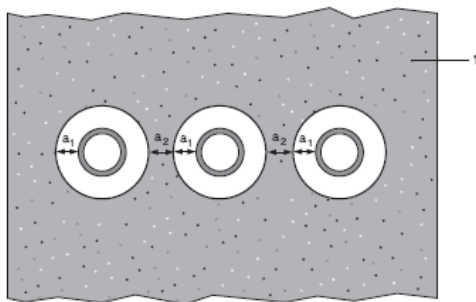
### A.5.1 Double side penetration seal with cables

**Penetration Seal:** Cables fitted at any position within the aperture, sealed with Sikacryl-621 Fire+, minimum 25 mm deep to both sides of the wall and backed with stone wool insulation (minimum 33kg/m<sup>3</sup>), minimum 25 mm deep. Minimum annular space 10 mm (a1) and minimum separation between penetration seals 0 mm (a2).

Construction details:



#### Configuration 1



#### Key

- 1 Supporting construction
- a1 Pipe / edge of seal separation (annular space)
- a2 Separation between penetration seals

#### A.5.1.1

Services	Sealant depth	Backing	Maximum aperture	Classification
None (blank)	25 mm	Stone wool 25 mm deep min. 33kg/m <sup>3</sup>	Ø 180 mm	EI 120
Cables up to 14 mm Ø, single or in bundles up to 100 mm Ø				EI 90
Cables up to 21 mm Ø, single or in bundles up to 100 mm Ø				E 90, EI 30
Cables up to 50 mm Ø, single or in bundles up to 100 mm Ø				E 90, EI 30
Telecom cables up to 14 mm Ø, single or in bundles up to 100 mm Ø				E 90, EI 60

#### Declaration of Performance

Sikacryl 621 Fire  
58967197  
2021.10, ver. 1  
1549

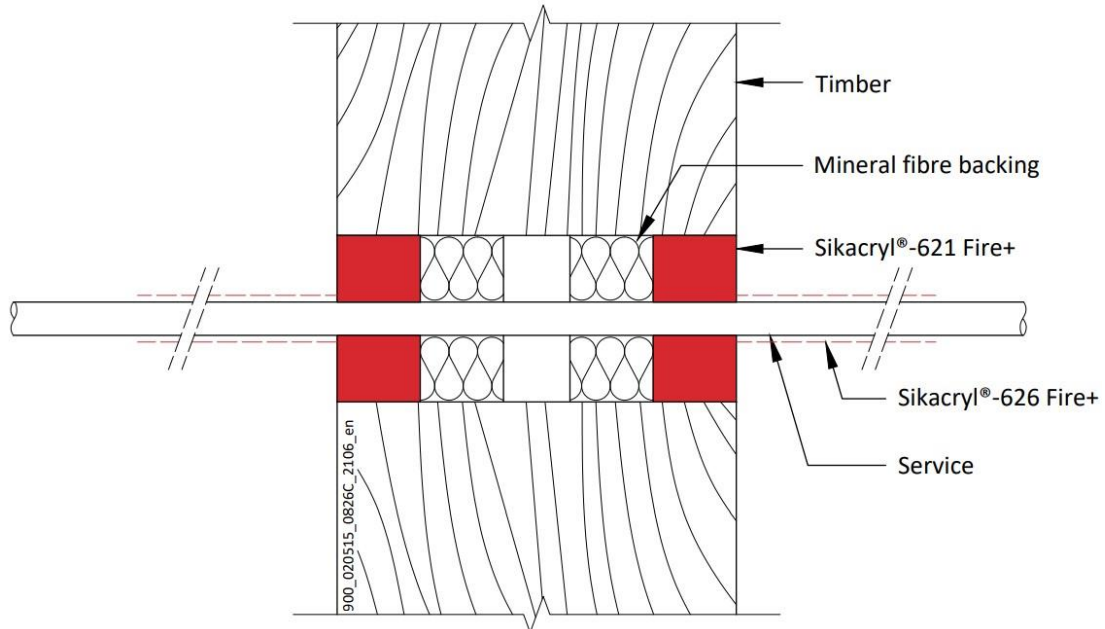
Template for translation. Only for internal use



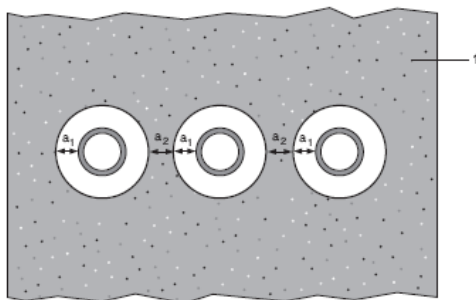
### A.5.2 Double side penetration seal with cables and Sikacryl®-626 Fire+

**Penetration Seal:** Cables fitted at any position within the aperture with Sikacryl®-626 Fire+, sealed with Sikacryl®-621 Fire+, minimum 25 mm deep to both sides of the wall and backed with stone wool insulation (minimum 33kg/m<sup>3</sup>), minimum 25 mm deep. Minimum annular space 10 mm (a1) and minimum separation between penetration seals 0 mm (a2).

Construction details:



#### Configuration 1



#### Key

- 1 Supporting construction
- a1 Pipe / edge of seal separation (annular space)
- a2 Separation between penetration seals

#### A.5.2.1

Services	Sealant depth	Backing	Maximum aperture	Insulation, minimum	Classification
None (blank)	25 mm	Stone wool 25 mm deep min. 33kg/m <sup>3</sup>	Ø 180 mm	Sikacryl®-626 Fire+, 260-micron DFT extending 150 mm from both sides of the seal	EI 120
Cables up to 21 mm Ø, single					EI 90
Cables up to 50 mm Ø, single or in bundles up to 100 mm Ø					E 90, EI 60

#### Declaration of Performance

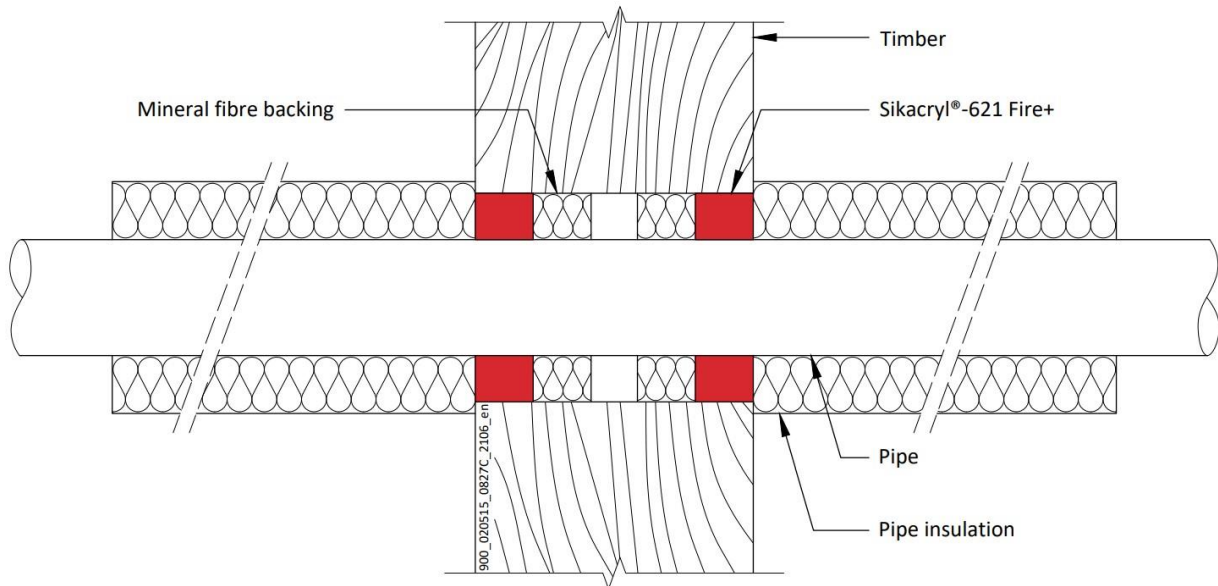
Sikacryl 621 Fire  
58967197  
2021.10, ver. 1  
1549

Template for translation. Only for internal use

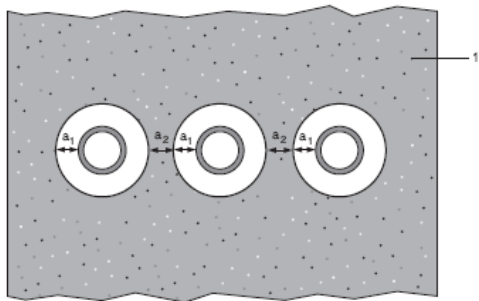
### A.5.3 Double side penetration seal with metallic pipes

**Penetration Seal:** 500 mm (min.) LI (Local Interrupted) or CI (Continuous Interrupted) insulated metallic pipes and composite pipes (single) with glass wool or stone, mineral wool min. 75 kg/m<sup>3</sup>, fitted at any position within the aperture, with Sikacryl-621 Fire+ to both sides of the wall, backed with stone wool insulation (minimum 33kg/m<sup>3</sup>), minimum 25 mm deep. Minimum annular space 10 mm (a1) and minimum separation between penetration seals 0 mm (a2).

Construction details:



**Configuration 1**



**Key**

- 1 Supporting construction
- a1 Pipe / edge of seal separation (annular space)
- a2 Separation between penetration seals

#### Declaration of Performance

Sikacryl 621 Fire  
58967197  
2021.10 , ver. 1  
1549

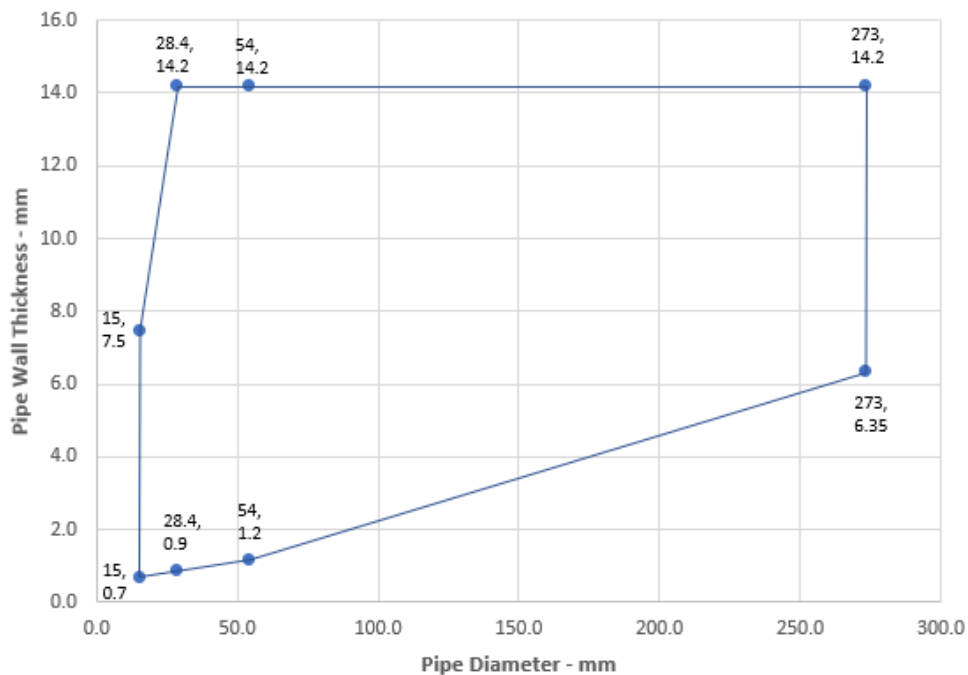
Template for translation. Only for  
internal use

### A.5.3.1

Services	Maximum aperture	Sealant depth	Backing	Insulation, minimum	Classification
Mild or stainless steel pipe					
Maximum 273 mm diameter /6.35-14.2 mm wall*	Ø 293 mm	25 mm	Stone wool 25 mm deep min. 33kg/m <sup>3</sup>	25 mm glass wool or stone, mineral wool min. 75 kg/m <sup>3</sup> , 500 mm length from both sides of the seal	E 90 C/C, EI 60 C/C
Copper or steel pipe					
Maximum 54 mm diameter /1.2-14.2 mm wall*	Ø 180 mm	25 mm	Stone wool 25 mm deep min. 33kg/m <sup>3</sup>	20 mm glass wool or stone, mineral wool min. 75 kg/m <sup>3</sup> , 500 mm length from both sides of the seal	E 90 C/C, EI 60 C/C
Alupex Pipe					
Maximum 75 mm diameter/wall 2.25-4.6 mm wall*	Ø 180 mm	25 mm	Stone wool 25 mm deep min. 33kg/m <sup>3</sup>	25 mm glass wool or stone, mineral wool min. 75 kg/m <sup>3</sup> , 500 mm length from both sides of the seal	EI 90 C/C

\* Typical pipe diameters shown, see below graph for intermediate sizes

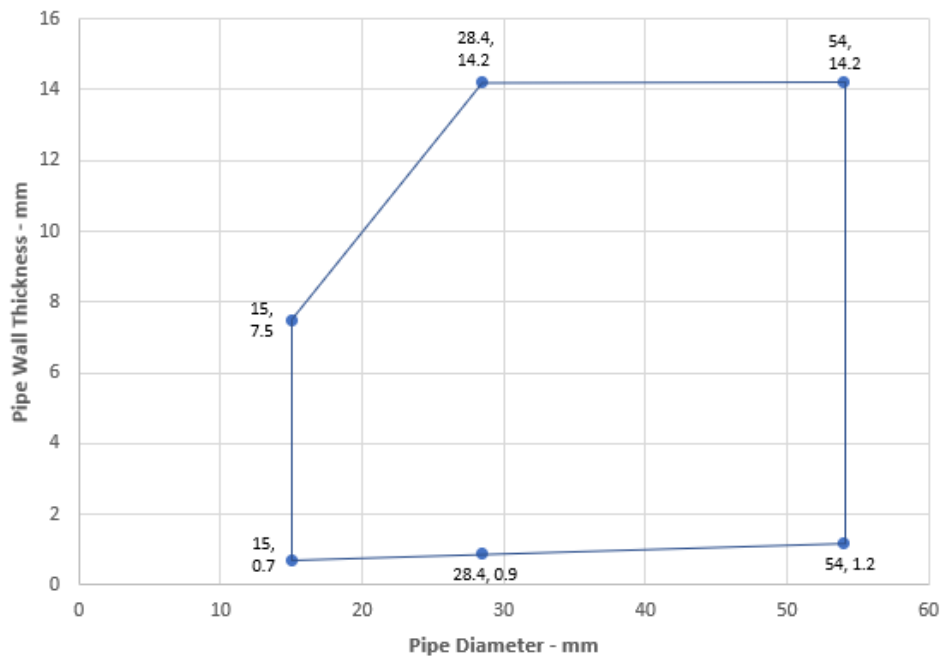
**Steel Pipes with Glass Wool or Mineral Wool Insulation - C/C**



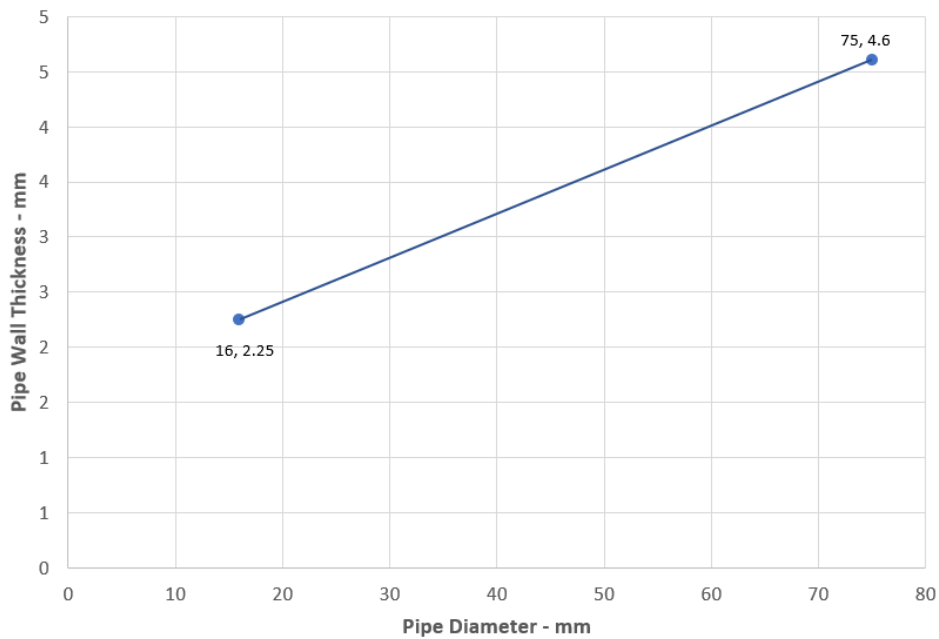
**Declaration of Performance**  
 Sikacryl 621 Fire  
 58967197  
 2021.10 , ver. 1  
 1549

Template for translation. Only for internal use

**Copper or Steel Pipes with Glass Wool or Mineral Wool  
Insulation - C/C**



**Alupex Pipes with Glass Wool or Mineral Wool Insulation -  
C/C**



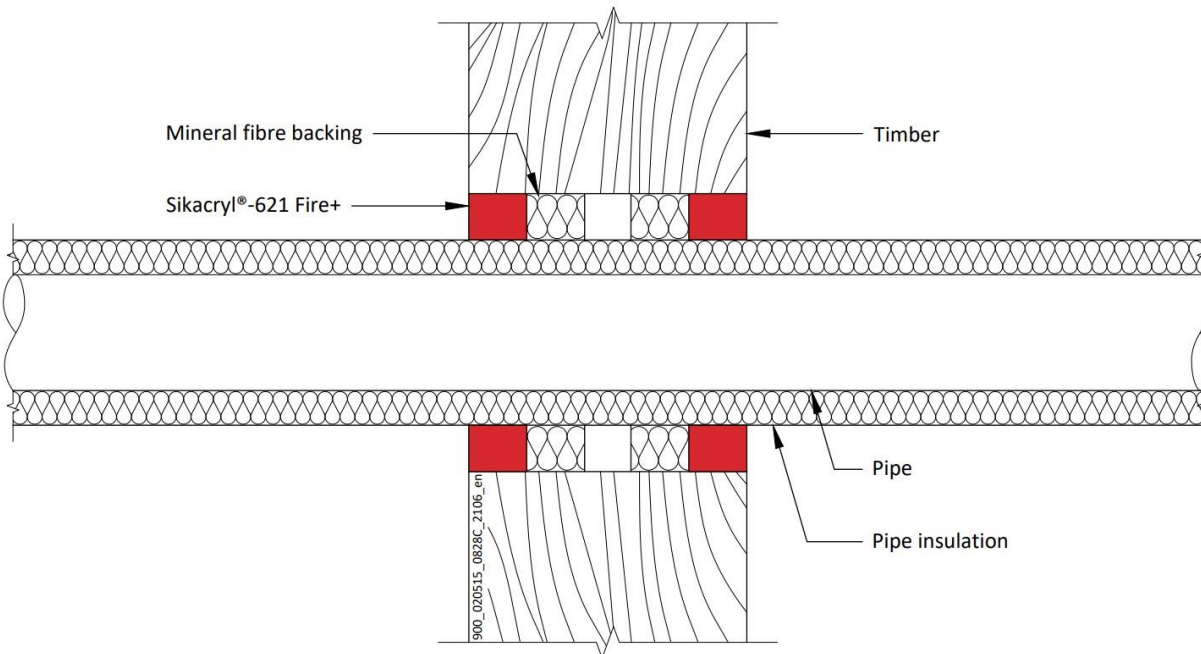
**Declaration of Performance**  
Sikacryl 621 Fire  
58967197  
2021.10 , ver. 1  
1549

Template for translation. Only for  
internal use

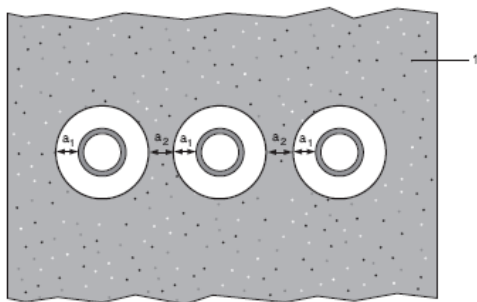
### A.5.4 Double side penetration seal with metallic pipes

**Penetration Seal:** CS (Continuous Sustained) insulated metallic pipes (single) fitted at any position within the aperture, with Sikacryl-621 Fire+ to both sides of the wall, min. 10 mm seal width around service, backed with stone, mineral wool min. 33 kg/m<sup>3</sup>. Minimum annular space 10 mm and maximum 30 mm (a1), and minimum separation between penetration seals 0 mm (a2).

Construction details:



#### Configuration 1



#### Key

- 1 Supporting construction
- a1 Pipe / edge of seal separation (annular space)
- a2 Separation between penetration seals

#### Declaration of Performance

Sikacryl 621 Fire  
58967197  
2021.10 , ver. 1  
1549

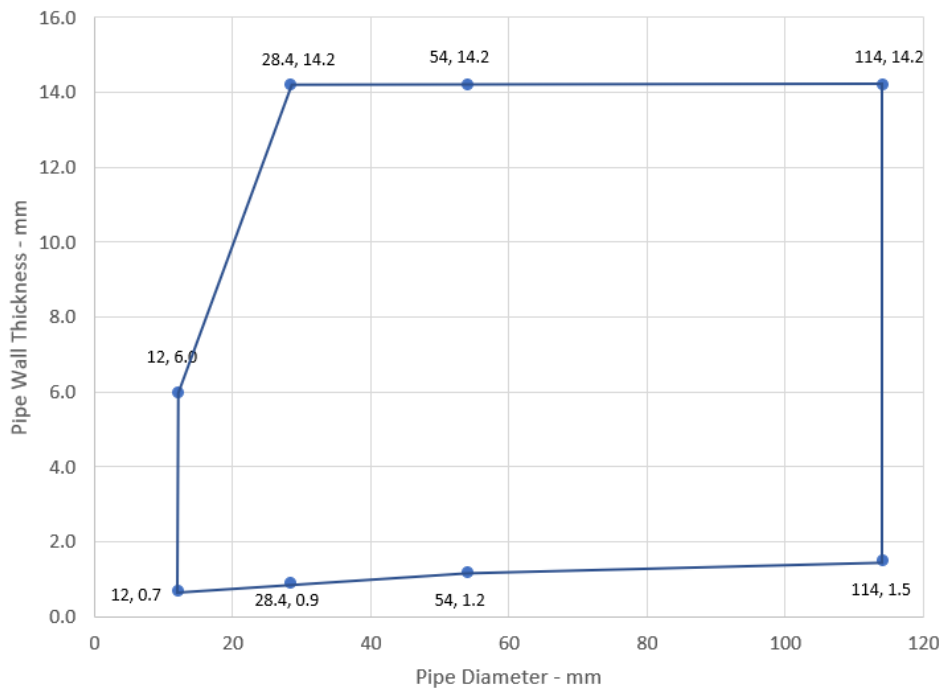
Template for translation. Only for  
internal use

**A.5.4.1**

Services	Sealant depth	Backing	Insulation, minimum	Classification
<b>Mild or stainless steel pipe</b>				
Maximum 114 mm diameter /1.5-14.2 mm wall*	25 mm	Stone wool 25 mm deep min. 33kg/m <sup>3</sup>	9-25 mm Elastomeric insulation minimum class D-s3, d0	<b>EI 30 C/U</b>
<b>Copper or steel pipe</b>				
Maximum 12 mm diameter /0.7-6 mm wall*	25 mm	Stone wool 25 mm deep min. 33kg/m <sup>3</sup>	9 mm Elastomeric insulation minimum class D-s3, d0	<b>E 90 C/C, EI 60 C/C</b>
Maximum 54 mm diameter /1.2-14.2 mm wall*			10-25 mm Elastomeric insulation minimum class D-s3, d0	<b>E 60 C/C, EI 30 C/C</b>
Maximum 54 mm diameter /1.2-14.2 mm wall*				<b>E 30 C/C, EI 20 C/C</b>
<b>Alupex Pipe</b>				
Maximum 16 mm diameter/wall 2.25 mm wall*	25 mm	Stone wool 25 mm deep min. 33kg/m <sup>3</sup>	9 mm Elastomeric insulation minimum class D-s3, d0	<b>EI 90 C/C</b>
Maximum 75 mm diameter/wall 4.6 mm wall*			10-25 mm Elastomeric insulation minimum class D-s3, d0	<b>E 60 C/C, EI 45 C/C</b>
Maximum 75 mm diameter/wall 4.6 mm wall*				<b>EI 45 C/C</b>

\* Typical pipe diameters shown, see below graph for intermediate sizes

**Steel Pipes with Elastomeric Insulation - C/C**

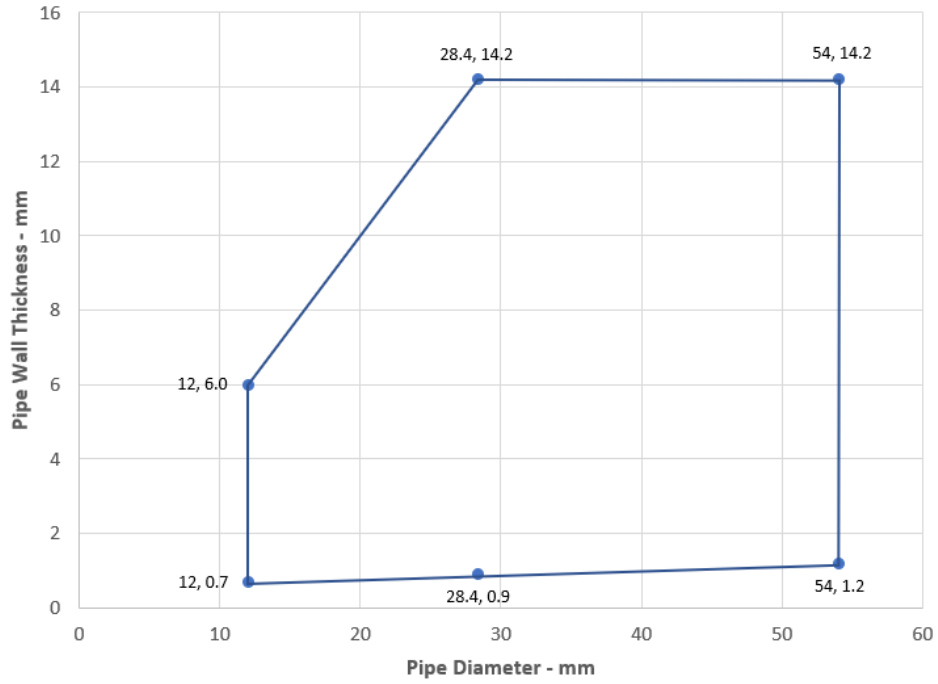


**Declaration of Performance**  
 Sikacryl 621 Fire  
 58967197  
 2021.10 , ver. 1  
 1549

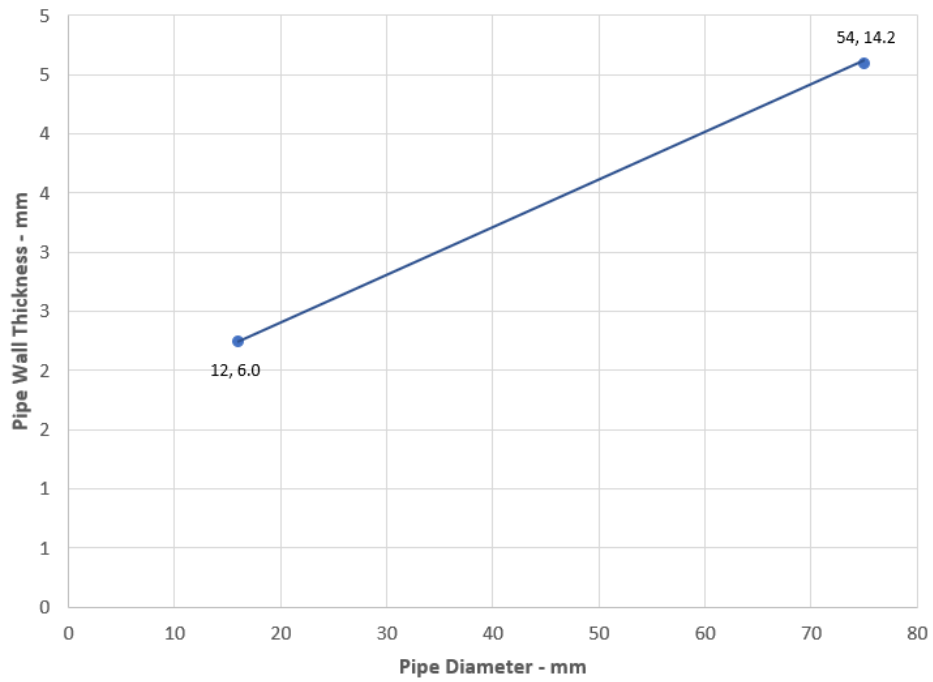
Template for translation. Only for internal use



### Copper or Steel Pipes with Elastomeric Insulation - C/C



### Alupex Pipes with Elastomeric Insulation - C/C



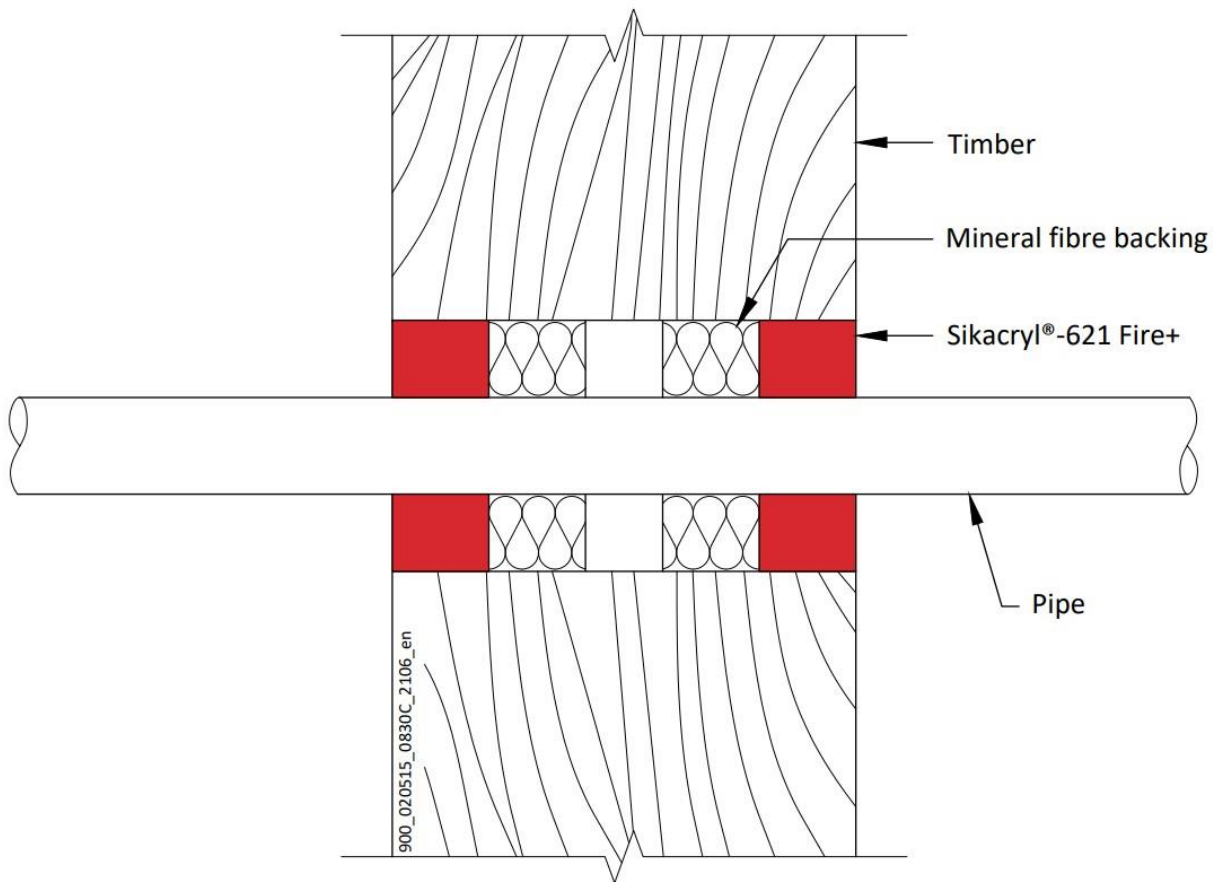
**Declaration of Performance**  
 Sikacryl 621 Fire  
 58967197  
 2021.10 , ver. 1  
 1549

Template for translation. Only for  
 internal use

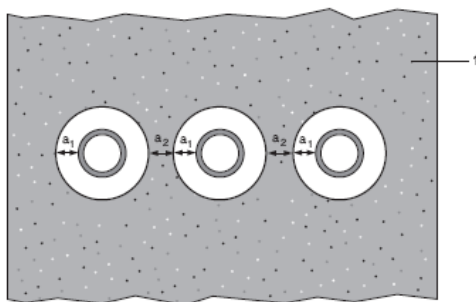
### A.5.5 Double side penetration seal with plastic pipes and composite pipes

**Penetration Seal:** Plastic and composite pipes (single) fitted at any position within the aperture, with Sikacryl-621 Fire+ to both sides of the wall, backed with stone, mineral wool min. 33 kg/m<sup>3</sup>. Minimum annular space 10 mm and maximum 30 mm (a1) and minimum separation between penetration seals 0 mm (a2).

Construction details:



#### Configuration 1



#### Key

- 1 Supporting construction
- a1 Pipe / edge of seal separation (annular space)
- a2 Separation between penetration seals

#### Declaration of Performance

Sikacryl 621 Fire  
58967197  
2021.10 , ver. 1  
1549

Template for translation. Only for  
internal use

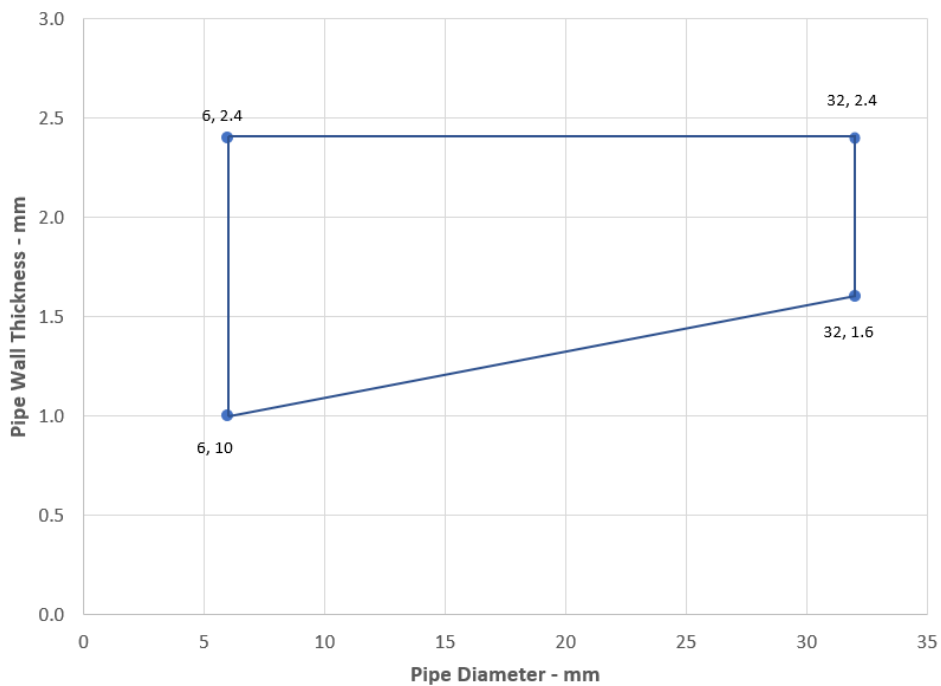


### A.5.5.1

Services	Sealant depth	Backing	Classification
PVC-U pipe according to EN 1329-1, EN 1452-1 and EN 1453-1, PVC-C according to EN 1566-1			
Maximum 32 mm diameter/1.0-2.4 mm wall*	25 mm	Stone wool 25 mm deep min. 33kg/m <sup>3</sup>	EI 90 U/C
PE pipe according to EN 1519-1, EN 12201-2 and EN 12666-1, ABS according to EN 1455-1 and pipes made from SAN+PVC according to EN 1565-1			
Maximum 32 mm diameter/2.0-3.0 mm wall*	25 mm	Stone wool 25 mm deep min. 33kg/m <sup>3</sup>	EI 90 U/C
PP pipe according to EN 1451-1 or DIN 8077/8078			
Maximum 32 mm diameter/1.8-4.4 mm wall*	25 mm	Stone wool 25 mm deep min. 33kg/m <sup>3</sup>	EI 90 U/C
PEX pipe in pipe system			
25 mm diameter outer /15 mm diameter x 2.5 mm wall inner	25 mm	Stone wool 25 mm deep min. 33kg/m <sup>3</sup>	EI 90 C/C

\* Typical pipe diameters shown, see below graph for intermediate sizes

**PVC-U Pipes EI 90 - U/C**



#### Declaration of Performance

Sikacryl 621 Fire  
58967197  
2021.10, ver. 1  
1549

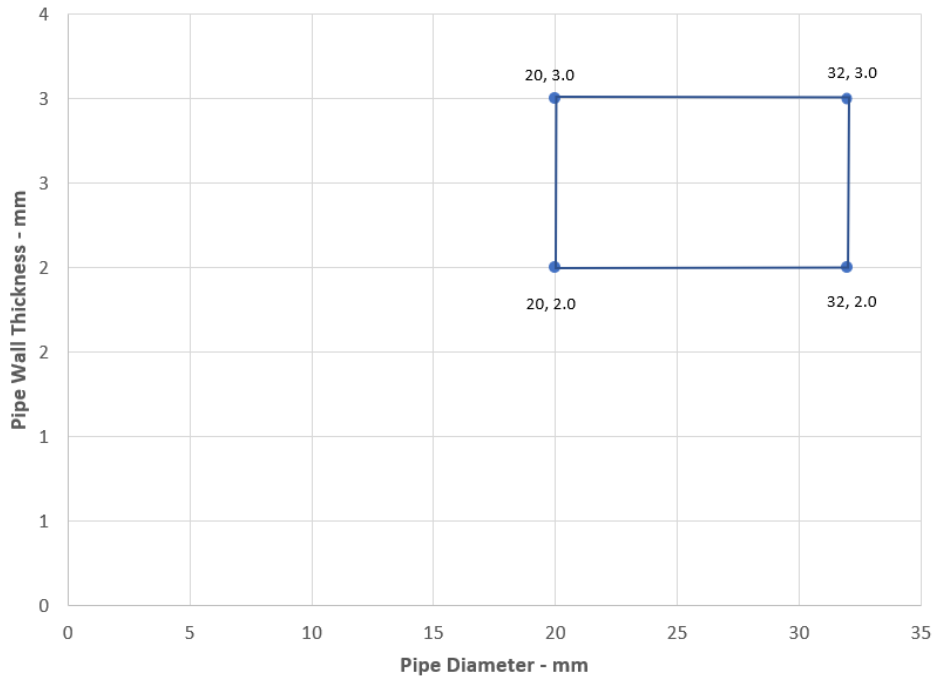
49/164

Template for translation. Only for internal use

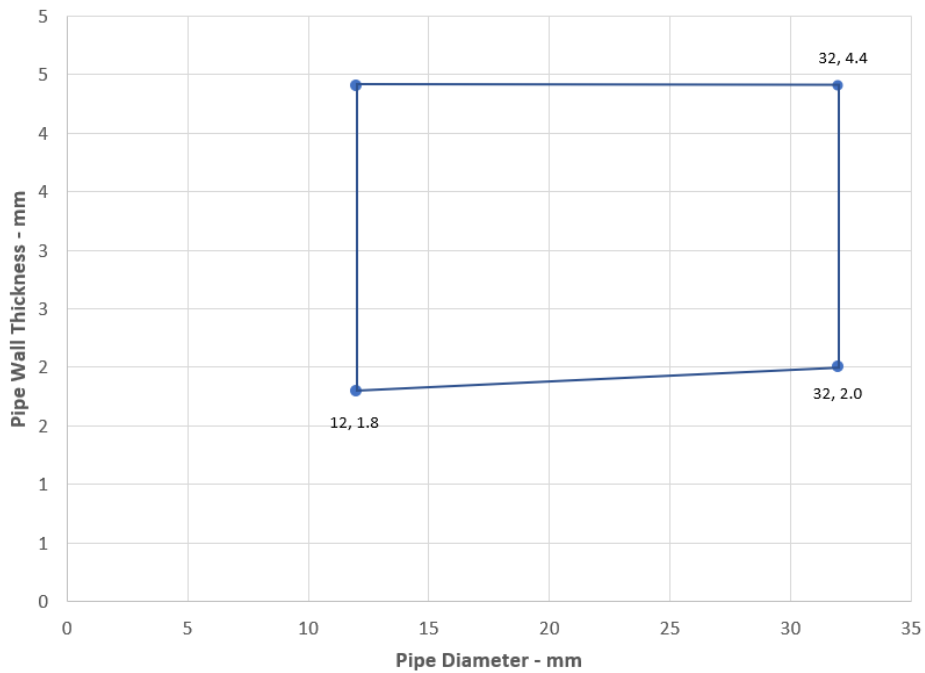
**BUILDING TRUST**



### PE Pipes EI 90 - U/C



### PP Pipes EI 90 - U/C



**Declaration of Performance**  
Sikacryl 621 Fire  
58967197  
2021.10 , ver. 1  
1549

50/164

Template for translation. Only for  
internal use

**BUILDING TRUST**

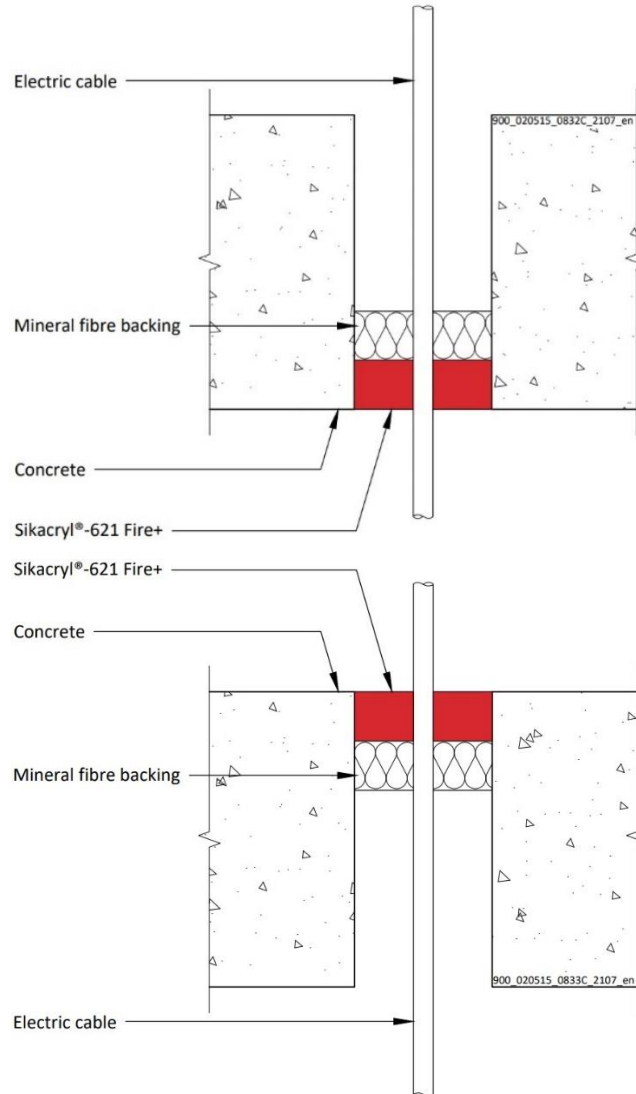


## A.6 Rigid floor constructions according to 1.2.1 with floor thickness of minimum 150 mm

### A.6.1 Single side penetration seal with cables

**Penetration Seal:** Cables (single) fitted at any position within the aperture, min. 10 mm from the edges, with Sikacryl-621 Fire+ to either side of the floor (or at any position in between), backed with 'AES mineral fibre'.

Construction details:



#### A.6.1.1

Services	Sealant depth	Backing (minimum)	Aperture (maximum)	Classification
Single electrical cables up to 21 mm Ø	25 mm	AES mineral fibre 25 mm deep	82 mm Ø or 100 x 1000 mm	E 120, EI 60

#### Declaration of Performance

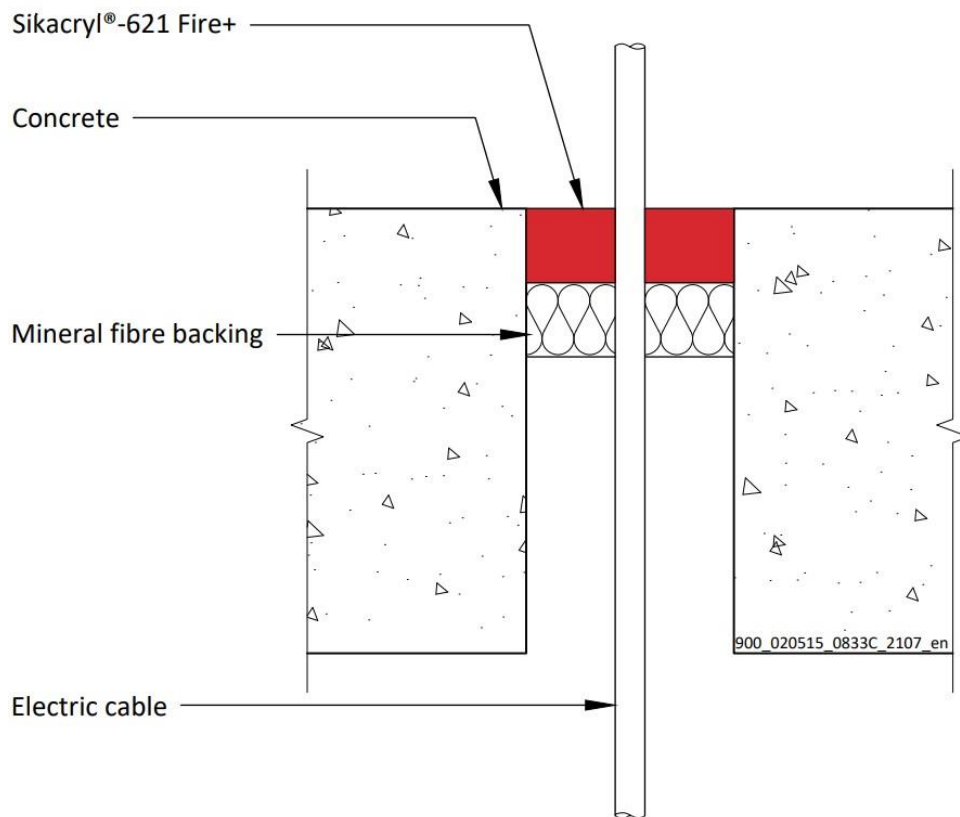
Sikacryl 621 Fire  
58967197  
2021.10 , ver. 1  
1549

Template for translation. Only for internal use

## A.6.2 Single side penetration seal with cables

**Penetration Seal:** Cables fitted with Sikacryl-621 Fire+ to the top side of the floor, backed with stone wool insulation minimum 35kg/m<sup>3</sup> or AES mineral fibre. Maximum seal size of 300 x 300 mm and minimum separation between cables and the edge of the seal of 10 mm.

Construction details:



### A.6.2.1

Services	Sealant depth	Backing (minimum)	Insulation	Classification
Blank seals	15 mm	20 mm Stone wool 35 kg/m <sup>3</sup>	None	<b>E 90, EI 60</b>
	25 mm	25 mm Stone wool 35 kg/m <sup>3</sup>		<b>EI 120</b>
48 mm AES mineral fibre		<b>EI 240</b>		
		<b>E 120, EI 90</b>		
Electric cables up to 21 mm diameter, single.				
23-27 mm diameter, 1 mm × 185 mm <sup>2</sup> core, PVC sheath and insulation electrical cable, single				

#### Declaration of Performance

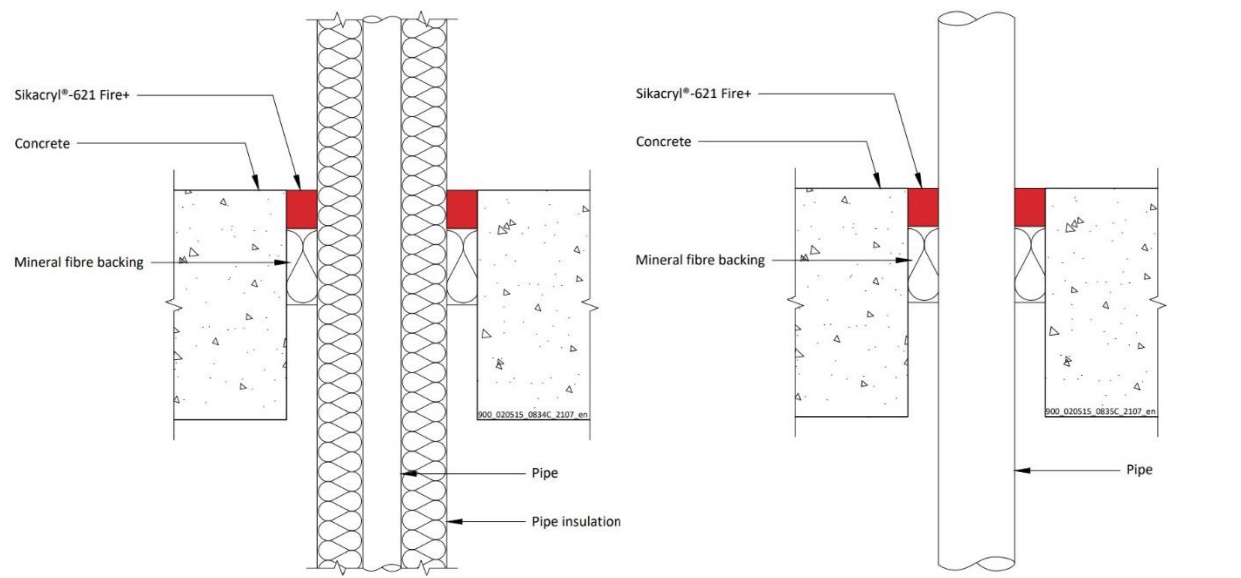
Sikacryl 621 Fire  
58967197  
2021.10 , ver. 1  
1549

Template for translation. Only for internal use

### A.6.3 Single side penetration seal with pipes

**Penetration Seal:** Pipes fitted at any position within the aperture, with Sikacryl-621 Fire+ to the top face of the floor, backed with 48 mm stone wool minimum 33kg/m<sup>3</sup>. Minimum annular space 10 mm (A1) and minimum separation between penetration seals 30 mm (A2), maximum seal size 300 x 300 mm / 300 mm diameter.

Construction details:



#### A.6.3.1

Services	Sealant depth	Backing	Classification
<b>Mild or stainless steel pipe</b>			
4 -16 mm diameter /1.0-8.0 mm wall	25 mm	48 mm stone wool	EI 120 C/U
17 -324 mm diameter /1.0-14.2 mm wall			E 120 C/U
<b>Copper or steel pipe</b>			
6 mm diameter /0.7-3.0 mm wall	25 mm	48 mm stone wool	EI 120 C/C
6 -15 mm diameter /0.7-7.5 mm wall			E 120 C/C, EI 60 C/C
16 - 54 mm diameter /0.7-14.2mm wall			E 120 C/C
<b>Copper or steel pipe with minimum 80 kg/m<sup>3</sup> density stone wool insulation Continuous Sustained (CS)</b>			
12 mm diameter/0.9-6 mm wall, 20-80 mm insulation	25 mm	48 mm stone wool	EI 240 C/C
13-54 mm diameter/0.9-14.2 mm wall, 20-80 mm insulation*			E 240 C/C, EI 180 C/C
<b>Alupex Pipe</b>			
16 -20 mm diameter/2.0 mm wall	25 mm	48 mm stone wool	EI 120 C/C
21-75 mm diameter/2.0-4.6 mm wall			E 120 C/C, EI 90 C/C
16-75 mm diameter/2.25-4.6 mm wall with 20-50 mm thick glass wool or stone, mineral wool min. 75 kg/m <sup>3</sup> insulation Continuous Sustained (CS)	25 mm	48 mm stone wool	E 180 C/C, EI 120 C/C

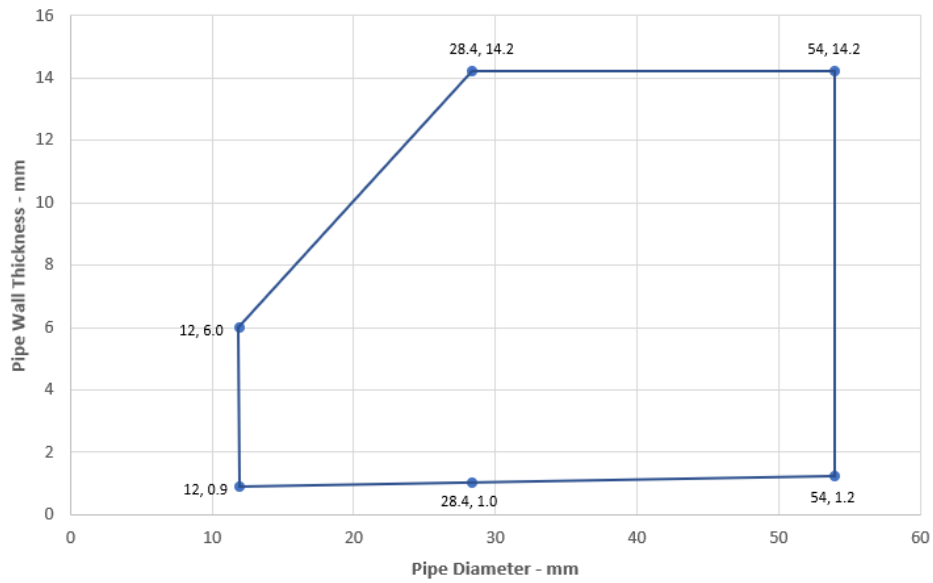
\*See below graphs for interpolated pipe sizes

#### Declaration of Performance

Sikacryl 621 Fire  
58967197  
2021.10 , ver. 1  
1549

Template for translation. Only for internal use

Copper or Steel Pipes with 20-80 mm stone wool Insulation CS  
E 240 C/C, EI 180 C



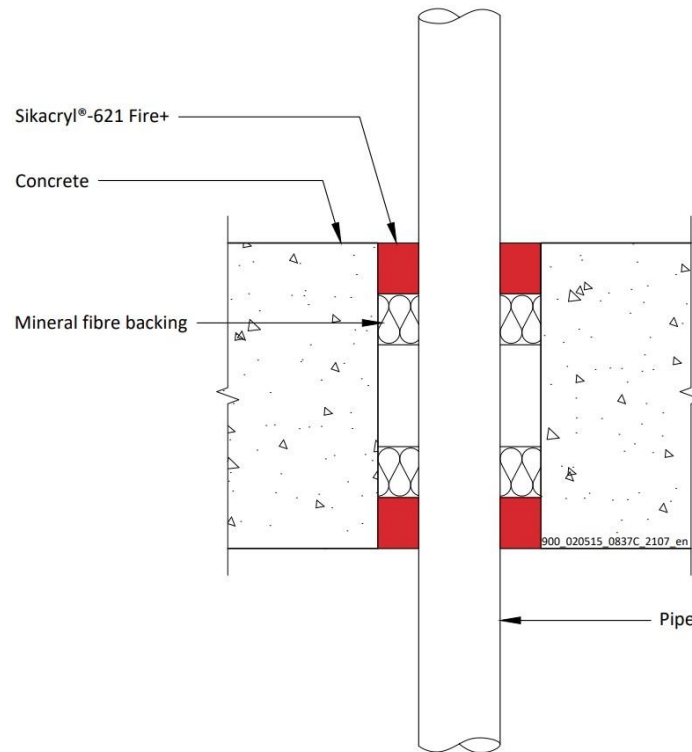
**Declaration of Performance**  
Sikacryl 621 Fire  
58967197  
2021.10 , ver. 1  
1549

Template for translation. Only for  
internal use

#### A.6.4 Double side penetration seal with pipes

**Penetration Seal:** Pipes fitted at any position within the aperture, with Sikacryl-621 Fire+ to the both faces of the floor, backed with 25 mm stone wool minimum 33kg/m<sup>3</sup>. Minimum annular space 10 mm (A1) and minimum separation between penetration seals 30 mm (A2), maximum seal size 300 x 300 mm / 300 mm diameter.

Construction details:



##### A.6.4.1

Services	Sealant depth	Backing	Classification
PVC-U pipe according to EN 1329-1, EN 1452-1 and EN 1453-1, PVC-C according to EN 1566-1			
Up to 50 mm $\varnothing$ /1.6-3.7 mm wall	25 mm	25 mm Stone wool	EI 240 U/C
Up to 40 mm $\varnothing$ /1.6-3.7 mm wall, with bundle of cables up to 21 mm diameter			
PP pipe according to EN 1451-1 or DIN 8077/8078			
12 mm $\varnothing$ /1.2 mm wall	25 mm	25 mm Stone wool	EI 240 U/C
13-75 mm $\varnothing$ /1.2-6.8 mm wall*			EI 90 U/C
Up to 40 mm $\varnothing$ /1.2-1.8 mm wall, with bundle of cables up to 21 mm diameter			EI 180 U/C
PE pipe according to EN 1519-1, EN 12201-2 and EN 12666-1, ABS according to EN 1455-1 and pipes made from SAN+PVC according to EN 1565-1			
20-40 mm $\varnothing$ /2.0-2.4 mm wall*	25 mm	25 mm Stone wool	EI 240 U/C
Up to 40 mm $\varnothing$ /2.0-2.4 mm wall, with bundle of cables up to 21 mm diameter			EI 180 U/C

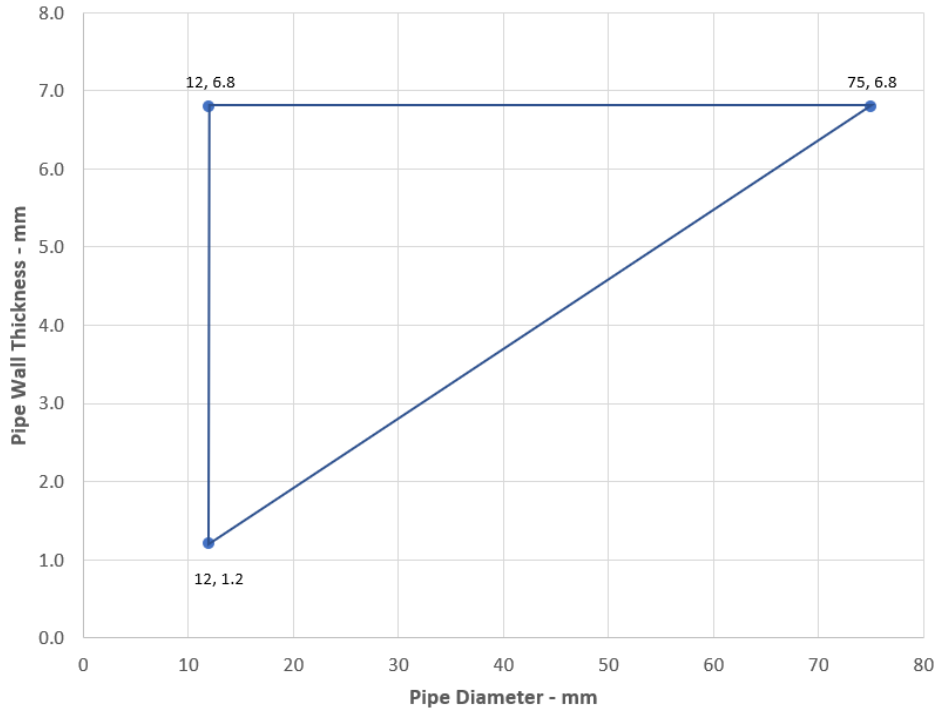
\*See below graphs for interpolated pipe sizes

#### Declaration of Performance

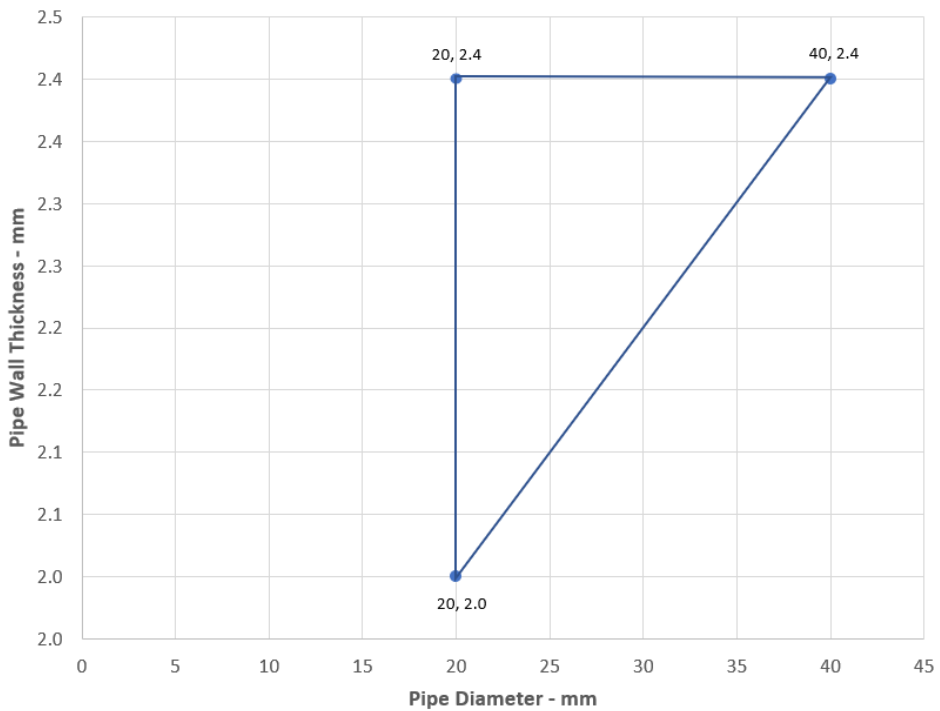
Sikacryl 621 Fire  
58967197  
2021.10 , ver. 1  
1549

Template for translation. Only for internal use

### PP Pipes - EI 190 U/C



### PE Pipes - U/C



#### Declaration of Performance

Sikacryl 621 Fire  
58967197  
2021.10 , ver. 1  
1549

56/164

Template for translation. Only for  
internal use

**BUILDING TRUST**

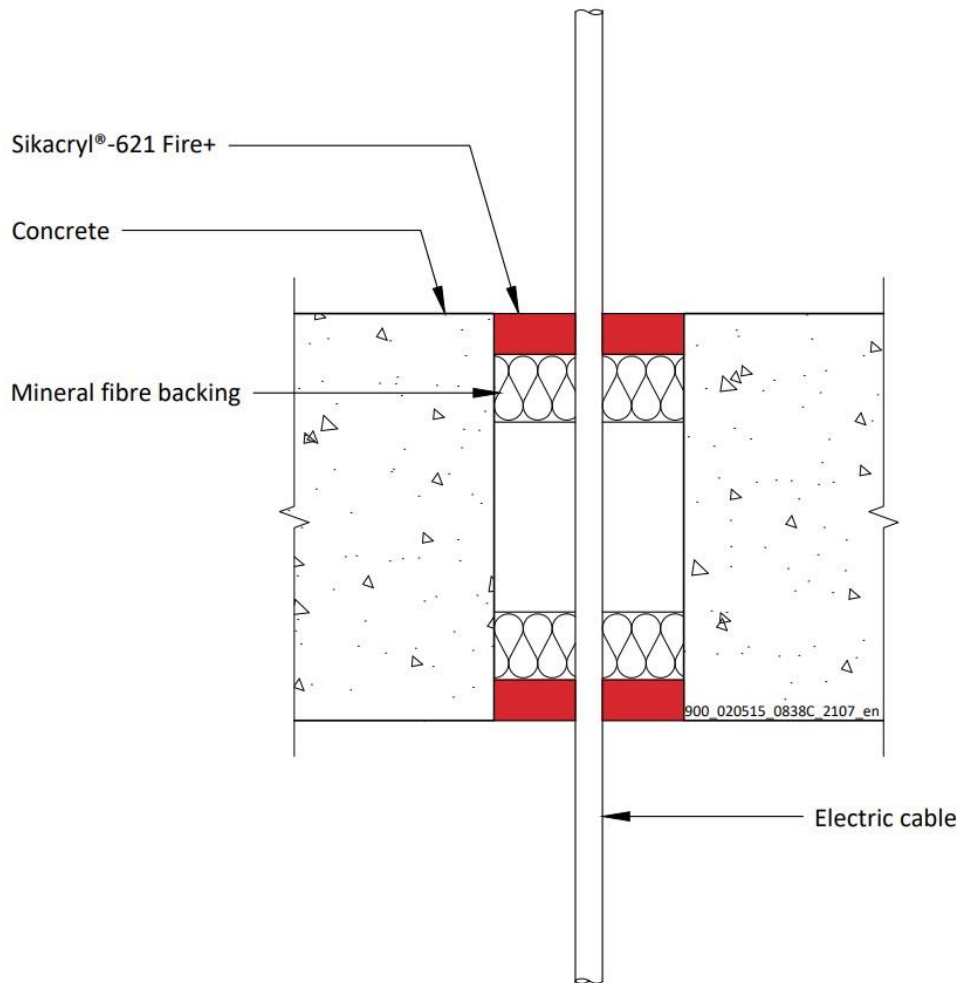




### A.6.5 Double side penetration seal with cables

**Penetration Seal:** Cables fitted circular apertures or min. 7 mm from the edges of rectilinear apertures, with Sikacryl-621 Fire+ to both sides of the floor, backed with stone wool insulation minimum 35kg/m<sup>3</sup>.

Construction details:



#### A.6.5.1

Services	Sealant depth	Backing	Maximum Aperture	Classification
Blank seals	15 mm	25 mm Stone wool 35 kg/m <sup>3</sup>	300 x 300 mm	EI 240
Electric cables up to 21 mm diameter, single or in a bundle.				EI 120
Electric cables 22-50 mm diameter, single or in a bundle.				E 120, EI 90
Electric cables 51-80 mm diameter, single or in a bundle.				E 120, EI 60

#### Declaration of Performance

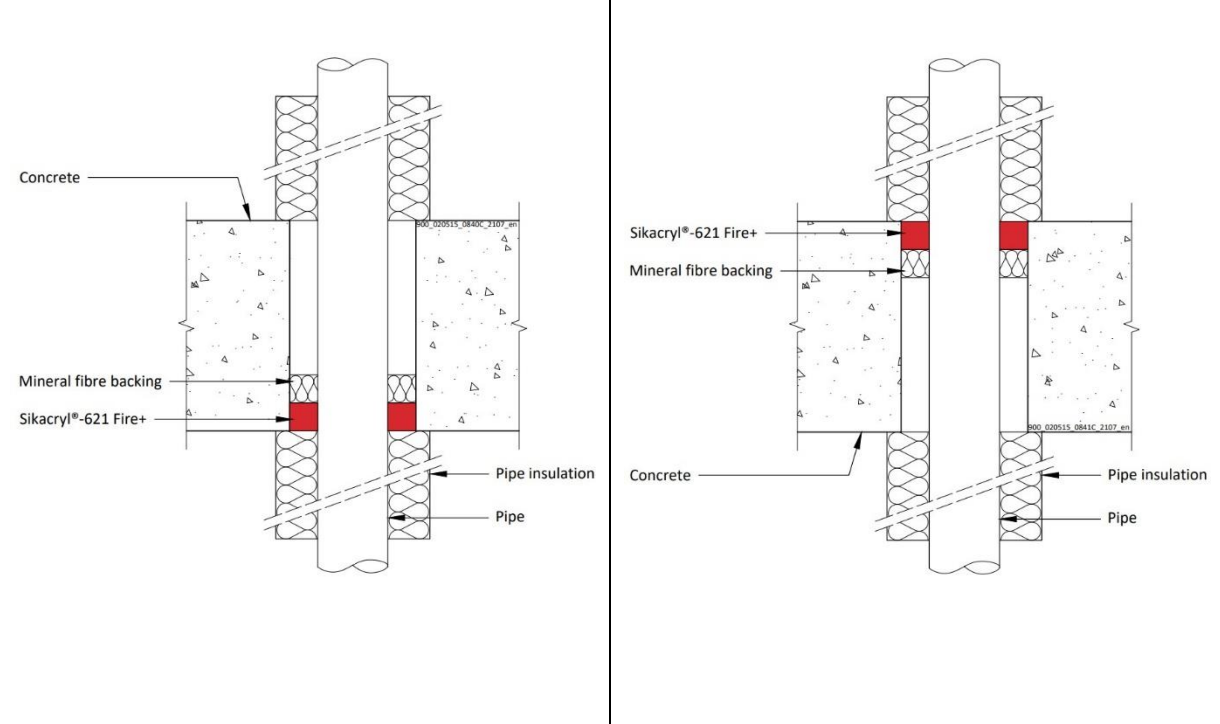
Sikacryl 621 Fire  
58967197  
2021.10 , ver. 1  
1549

Template for translation. Only for  
internal use

## A.6.6 Single side penetration seal with metallic pipes

**Penetration Seal:** 1000 mm (min.) LI (Local Interrupted) or CI (Continuous Interrupted) insulated metallic pipes (single) fitted at any position within the aperture, with 15 or 25 mm deep Sikacryl-621 Fire+ to either side of the floor (or at any position between), backed with minimum 40 kg/m<sup>3</sup> stone wool insulation or AES mineral fibre.

Construction details:



### A.6.6.1

Services	Max. seal size	Insulation (min)	Sealant depth	Classification
Copper or steel pipe up to 54 mm diameter/0.9-14.2 mm wall	10 mm width around pipe	20 mm Stone wool insulation 80 kg/m <sup>3</sup>	15 mm	E 240 C/U, EI 180 C/U
Copper or steel pipe up to 12 mm diameter/0.9-5 mm wall				EI 240 C/U
Copper or steel pipe up to 54 mm diameter/0.9-14.2 mm wall	Up to 100 x 1000 mm		25 mm	EI 120 C/U
Copper or steel pipe up to 54 mm diameter/0.9-14.2 mm wall	300 x 300 mm	20 mm Stone wool insulation 80 kg/m <sup>3</sup>	15 mm	E 90 C/U, EI 60 C/U
Copper or steel pipe up to 12 mm diameter/0.9-5 mm wall				
Copper or steel pipe up to 54 mm diameter/0.9-14.2 mm wall			25 mm	EI 120 C/U

#### Declaration of Performance

Sikacryl 621 Fire  
58967197  
2021.10, ver. 1  
1549

Template for translation. Only for internal use

Services	Max. Seal Size	Insulation (min)	Sealant Depth	Classification
Mild or stainless steel pipe				
40 mm diameter/1-14.2 mm wall	10 mm width around pipe	20 mm Stone wool insulation 80 kg/m <sup>3</sup>	15 mm	EI 240 C/U
40 mm diameter/1-14.2 mm wall*		30 mm Stone wool insulation 80 kg/m <sup>3</sup>		E 240 C/U, EI 90 C/U
50 mm diameter/1.2-14.2 mm wall*				
60 mm diameter/1.4-14.2 mm wall*				
75 mm diameter/1.7-14.2 mm wall*				
90 mm diameter/2-14.2 mm wall*				
100 mm diameter/2.2-14.2 mm wall*				
115 mm diameter/2.5-14.2 mm wall*				
140 mm diameter/3-14.2 mm wall*				
165 mm diameter/3.5-14.2 mm wall*				
180 mm diameter/3.8-14.2 mm wall*				
200 mm diameter/4.2-14.2 mm wall*				
219 mm diameter/4.5-14.2 mm wall*				
40 mm diameter/1-14.2 mm wall*	Up to 100 x 1000 mm	20 mm Stone wool insulation 80 kg/m <sup>3</sup>	25 mm	E120 C/U, EI 90 C/U
50 mm diameter/1.2-14.2 mm wall*		30 mm Stone wool insulation 80 kg/m <sup>3</sup>		
60 mm diameter/1.4-14.2 mm wall*				
75 mm diameter/1.7-14.2 mm wall*				
90 mm diameter/2-14.2 mm wall*				
100 mm diameter/2.2-14.2 mm wall*				
115 mm diameter/2.5-14.2 mm wall*				
140 mm diameter/3-14.2 mm wall*				
165 mm diameter/3.5-14.2 mm wall*				
180 mm diameter/3.8-14.2 mm wall*				
200 mm diameter/4.2-14.2 mm wall*				
219 mm diameter/4.5-14.2 mm wall*				

\* Typical pipe diameters shown, see below graph for intermediate sizes

**Declaration of Performance**

Sikacryl 621 Fire  
58967197  
2021.10 , ver. 1  
1549

Template for translation. Only for internal use

Services	Max. Seal Size	Insulation (minimum)	Sealant Depth	Classification
Mild or stainless steel pipe				
40 mm diameter/1-14.2 mm wall	300 x 300 mm	20 mm Stone wool insulation 80 kg/m <sup>3</sup>	15 mm	E 90 C/U, EI 60 C/U
40 mm diameter/1-14.2 mm wall*		30 mm Stone wool insulation 80 kg/m <sup>3</sup>		
50 mm diameter/1.2-14.2 mm wall*				
60 mm diameter/1.4-14.2 mm wall*				
75 mm diameter/1.7-14.2 mm wall*				
90 mm diameter/2-14.2 mm wall*				
100 mm diameter/2.2-14.2 mm wall*				
115 mm diameter/2.5-14.2 mm wall*				
140 mm diameter/3-14.2 mm wall*				
165 mm diameter/3.5-14.2 mm wall*				
180 mm diameter/3.8-14.2 mm wall*				
200 mm diameter/4.2-14.2 mm wall*				
219 mm diameter/4.5-14.2 mm wall*				
40 mm diameter/1-14.2 mm wall*				
50 mm diameter/1.2-14.2 mm wall*				
60 mm diameter/1.4-14.2 mm wall*				
75 mm diameter/1.7-14.2 mm wall*				
90 mm diameter/2-14.2 mm wall*				
100 mm diameter/2.2-14.2 mm wall*				
115 mm diameter/2.5-14.2 mm wall*				
140 mm diameter/3-14.2 mm wall*				
165 mm diameter/3.5-14.2 mm wall*				
180 mm diameter/3.8-14.2 mm wall*				
200 mm diameter/4.2-14.2 mm wall*				
219 mm diameter/4.5-14.2 mm wall*				

\* Typical pipe diameters shown, see below graph for intermediate sizes

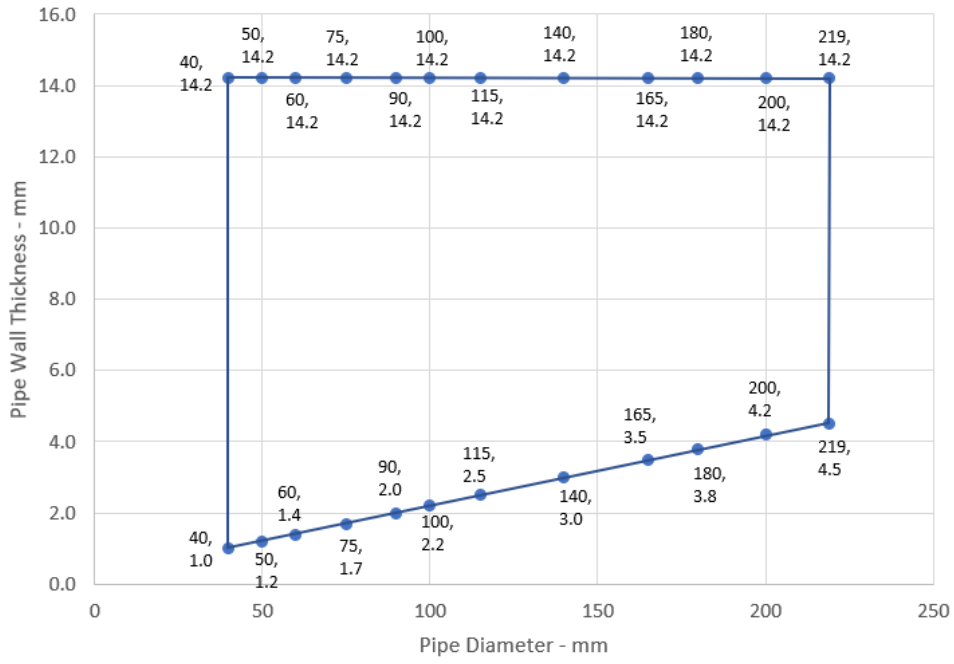
**Declaration of Performance**

Sikacryl 621 Fire  
58967197  
2021.10 , ver. 1  
1549

Template for translation. Only for internal use



### Steel Pipes with Stone Wool Insulation - C/U



**Declaration of Performance**  
 Sikacryl 621 Fire  
 58967197  
 2021.10 , ver. 1  
 1549

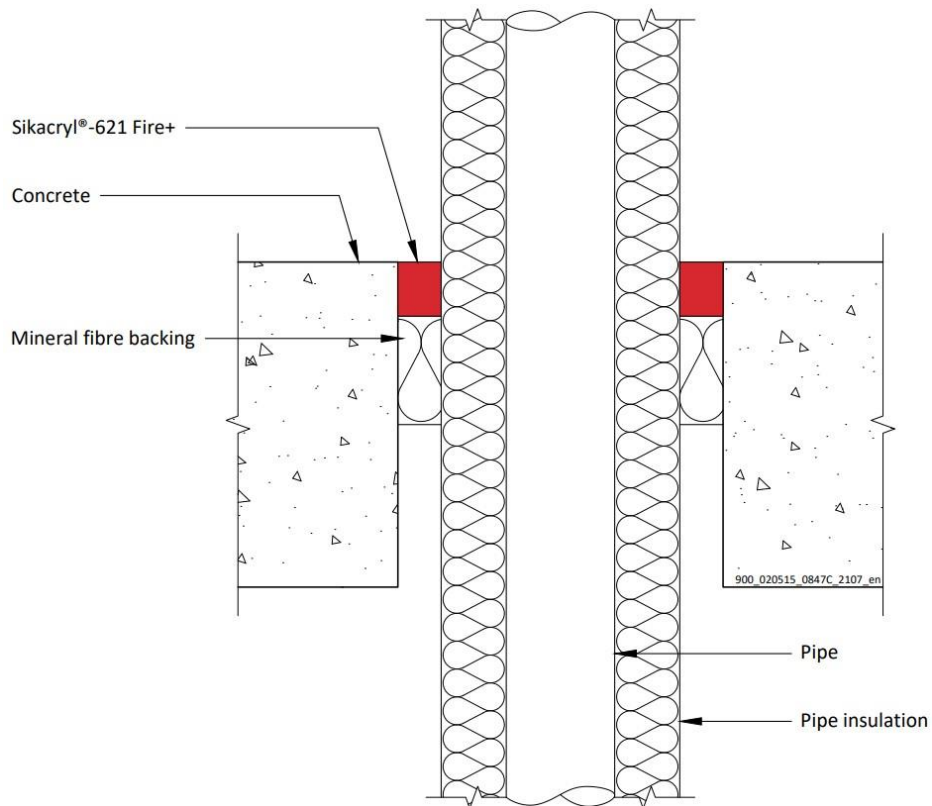
Template for translation. Only for  
 internal use



### A.6.7 Single side penetration seal with metallic pipes

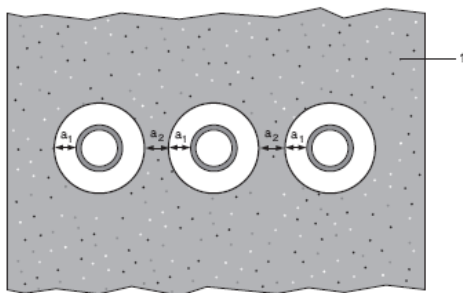
**Penetration Seal:** CS (Continuous Sustained) insulated metallic pipes (single) fitted at any position within the aperture, with 25 mm Sikacryl-621 Fire+ to the top of the floor, backed with 48 mm deep AES mineral fibre insulation. Minimum annular space 10 mm (A1) and minimum separation between penetration seals 30 mm (A2). Maximum seal size 300 x 300 mm / 504 mm  $\varnothing$

Construction details:



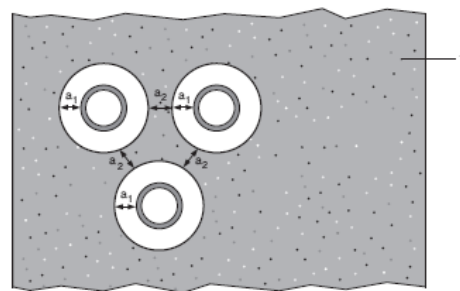
#### Configuration 1

Option 1



#### Configuration 2

Option 2



#### Key

- 1 Supporting construction
- a1 Pipe / top edge of seal separation
- a2 Pipe / side edge of seal separation
- a3 Pipe / pipe separation

#### Declaration of Performance

Sikacryl 621 Fire  
58967197  
2021.10 , ver. 1  
1549

Template for translation. Only for  
internal use

### A.6.7.1 Single side penetration seal with pipes

Services	Insulation	Classification
Mild or stainless steel pipe		
40 mm diameter/1-14.2 mm wall	20 mm thick stone, mineral wool min. 80 kg/m <sup>3</sup>	EI 240 C/U
40 mm diameter/1-14.2 mm wall*	30-80 mm thick stone, mineral wool min. 80 kg/m <sup>3</sup>	
50 mm diameter/1.2-14.2 mm wall*		
60 mm diameter/1.4-14.2 mm wall*		
75 mm diameter/1.6-14.2 mm wall*		
90 mm diameter/1.9-14.2 mm wall*		
100 mm diameter/2.1-14.2 mm wall*		
115 mm diameter/2.4-14.2 mm wall*		
140 mm diameter/2.9-14.2 mm wall*		
165 mm diameter/ 3.4-14.2 mm wall*		
180 mm diameter/ 3.6-14.2 mm wall*		
200 mm diameter/ 4.0-14.2 mm wall*		
219 mm diameter/ 4.3-14.2 mm wall*		
250 mm diameter/ 5.0-14.2 mm wall*		
300 mm diameter/ 5.9-14.2 mm wall*		
324 mm diameter/ 6.35-14.2 mm wall*		
<b>PEX pipe in pipe system</b>		
15 mm diameter x 2.5 mm wall inner /25mm diameter outer	None	EI 90 C/C

#### Declaration of Performance

Sikacryl 621 Fire  
58967197  
2021.10 , ver. 1  
1549

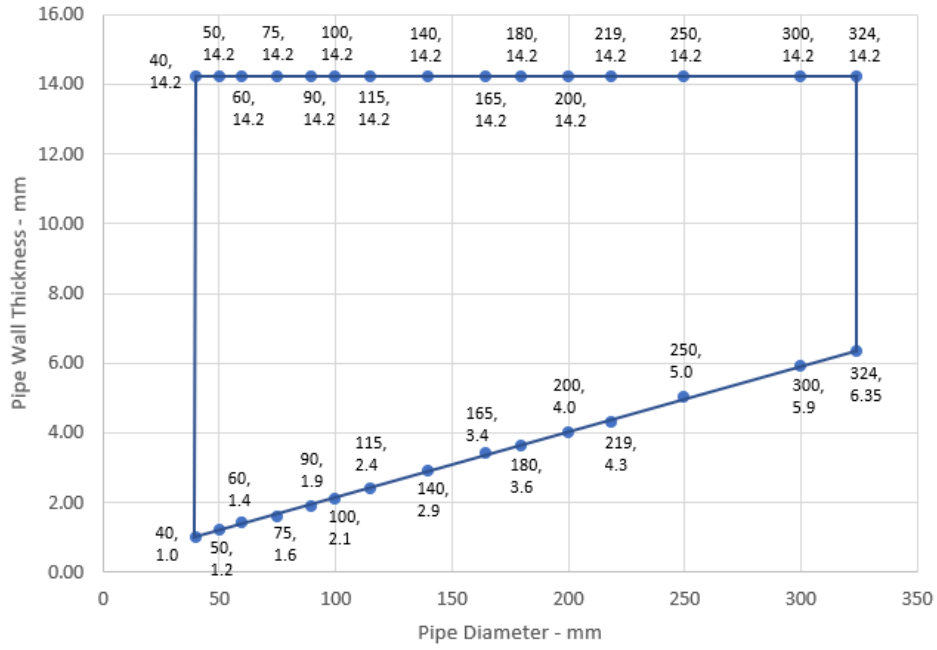
63/164

Template for translation. Only for internal use

**BUILDING TRUST**



### Steel Pipes with Mineral Wool Insulation - C/U



**Declaration of Performance**  
 Sikacryl 621 Fire  
 58967197  
 2021.10 , ver. 1  
 1549

Template for translation. Only for  
 internal use

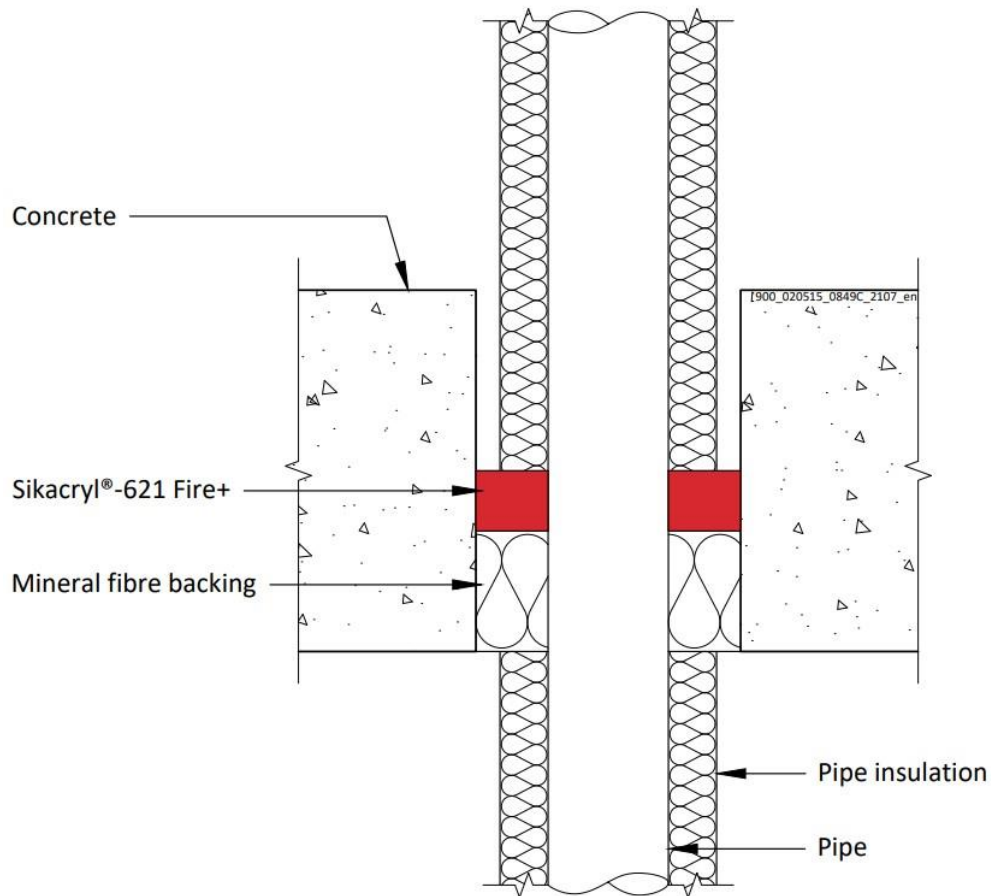




### A.6.8 Single side penetration seal with composite pipes

**Penetration Seal:** CI (Continuous Interrupted) insulated composite pipes (single) fitted at any position within the aperture, with Sikacryl-621 Fire+, minimum 10 mm seal width around service and maximum 300 x 300 mm seal, backed with 'AES mineral fibre'.

Construction details:



#### A.6.8.1

Services	Sealant depth	Backing	Insulation (minimums)	Classification
Alupex Composite Pipe	25 mm	48 mm AES mineral fibre	20 mm stonewool 80 kg/m <sup>3</sup> , 500 mm length from both sides of the seal	EI 240 C/C
16 mm diameter/2.25 mm wall				
20 mm diameter/2.5 mm wall				
26 mm diameter/3 mm wall				
32 mm diameter/3 mm wall				
40 mm diameter/3.5 mm wall				
50 mm diameter/4 mm wall				
63 mm diameter/4.5 mm wall				
75 mm diameter/4.7 mm wall				

#### Declaration of Performance

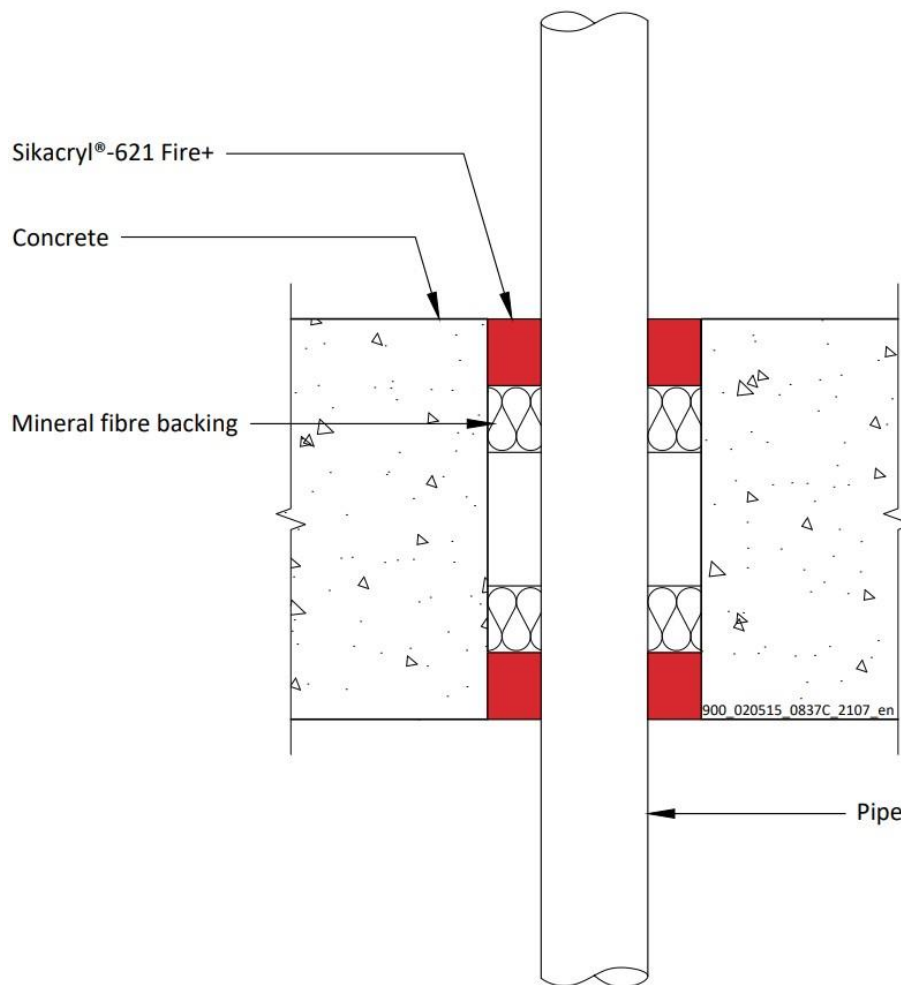
Sikacryl 621 Fire  
58967197  
2021.10 , ver. 1  
1549

Template for translation. Only for internal use

### A.6.9 Double side penetration seal with metallic pipes

**Penetration Seal:** Non-insulated metallic pipes (single) fitted at any position within the aperture, with Sikacryl-621 Fire+ to both sides of the floor, backed with stone wool or mineral fibre insulation.

Construction details:



#### A.6.9.1

Services	Max. Seal Size	Insulation	Sealant depth	Backing (minimum)	Classification
Copper or steel pipe 54 mm diameter/2-14.2 mm wall	300 x 300 mm	None	25 mm	25 mm deep 140 kg/m <sup>3</sup> stone wool	E 120 C/U, EI 20 C/U
Mild steel pipe 16 mm diameter/1.5-7.5 mm wall			25 mm		EI 240 C/U
Mild steel pipe maximum 63 mm diameter/1.5-14.2 mm wall			15 mm	25 mm deep 35 kg/m <sup>3</sup> stone wool	E 240 C/U EI 30 C/U
Mild steel pipe 16 mm diameter/1.5-7.5 mm wall			Up to 100 x 1000 mm	25 mm	AES mineral fibre 25 mm deep

#### Declaration of Performance

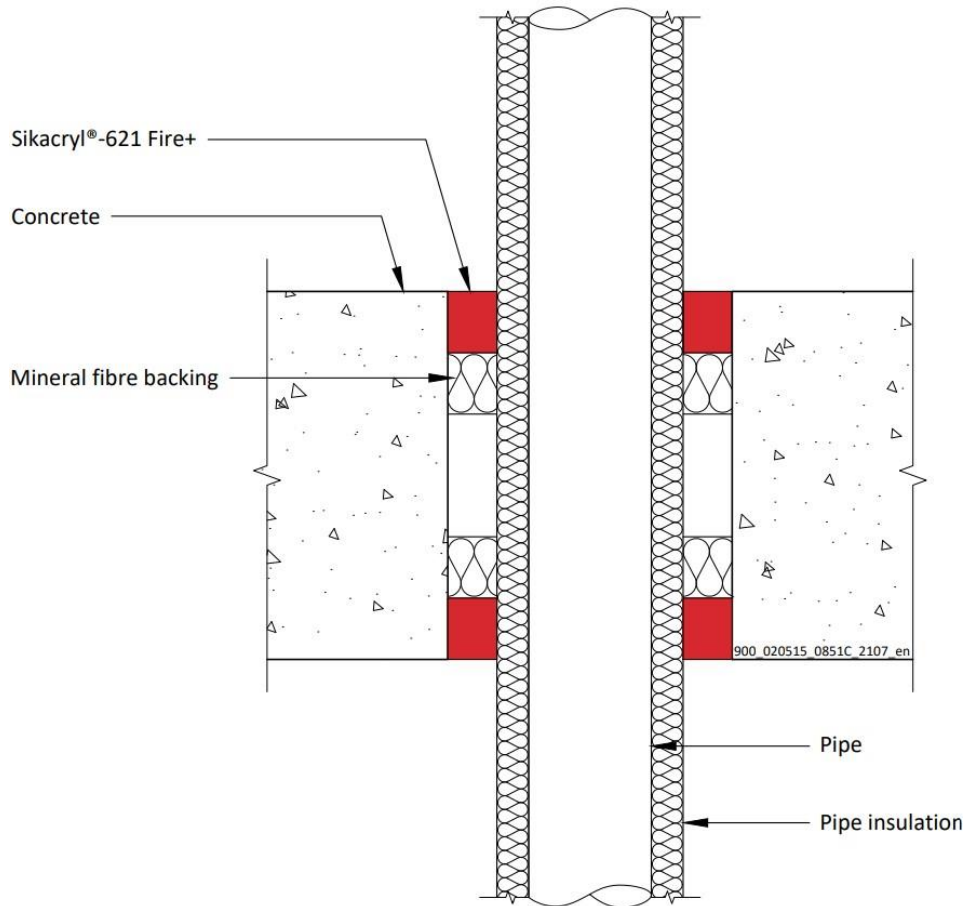
Sikacryl 621 Fire  
58967197  
2021.10 , ver. 1  
1549

Template for translation. Only for internal use

### A.6.10 Double side penetration seal with metallic pipes

**Penetration Seal:** CS (Continuous Sustained) insulated metallic pipes (single) fitted at any position within the aperture, with Sikacryl-621 Fire+ to both sides of the floor, maximum 300 x 300 mm seal width around service, backed with stone wool insulation or 'AES mineral fibre'.

Construction details:



**Declaration of Performance**  
Sikacryl 621 Fire  
58967197  
2021.10 , ver. 1  
1549

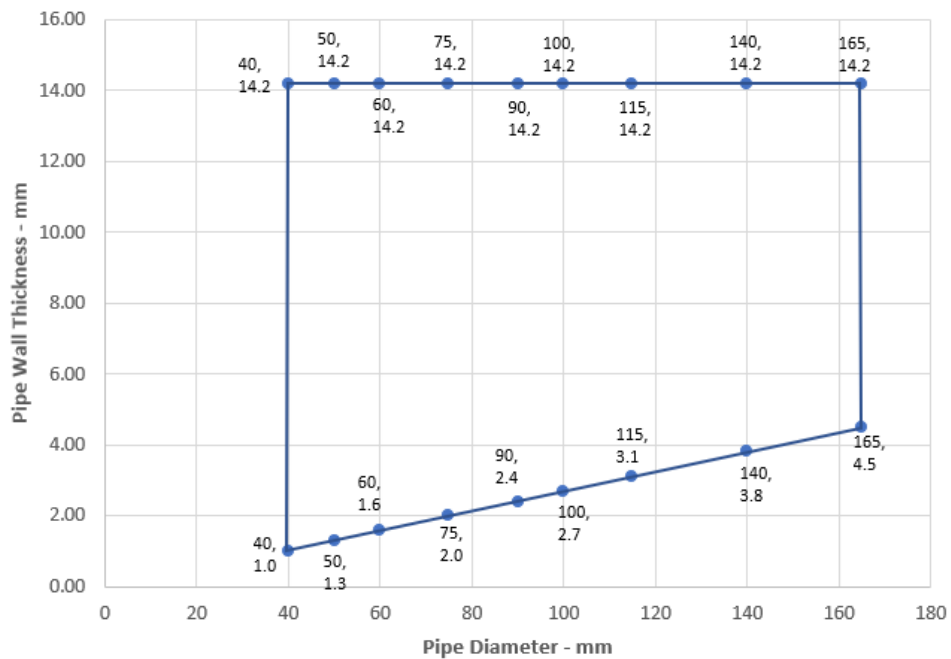
Template for translation. Only for  
internal use

**A.6.10.1**

Services	Sealant depth	Backing (minimum )	Insulation	Classification
Mild or stainless steel pipe				
40 mm diameter/1-14.2 mm wall	25 mm	20 mm Stone wool 40 kg/m <sup>3</sup>		<b>EI 180 C/U</b>
40 mm diameter/1-14.2 mm wall*	25 mm	25 mm AES mineral fibre	13 -19 mm Elastomeric insulation minimum class B-s3,d0 or phenolic foam insulation	<b>EI 60 C/U</b>
50 mm diameter/1.3-14.2 mm wall*				
60 mm diameter/1.6-14.2 mm wall*				
75 mm diameter/2-14.2 mm wall*				
90 mm diameter/2.4-14.2 mm wall*				
100 mm diameter/2.7-14.2 mm wall*				
115 mm diameter/3.1-14.2 mm wall*				
140 mm diameter/3.8-14.2 mm wall*				
165 mm diameter/4.5-14.2 mm wall*				

\* Typical pipe diameters shown, see below graph for intermediate sizes

**Steel Pipes with 13-19 mm Elastomeric Insulation - C/U**



**Declaration of Performance**  
 Sikacryl 621 Fire  
 58967197  
 2021.10 , ver. 1  
 1549

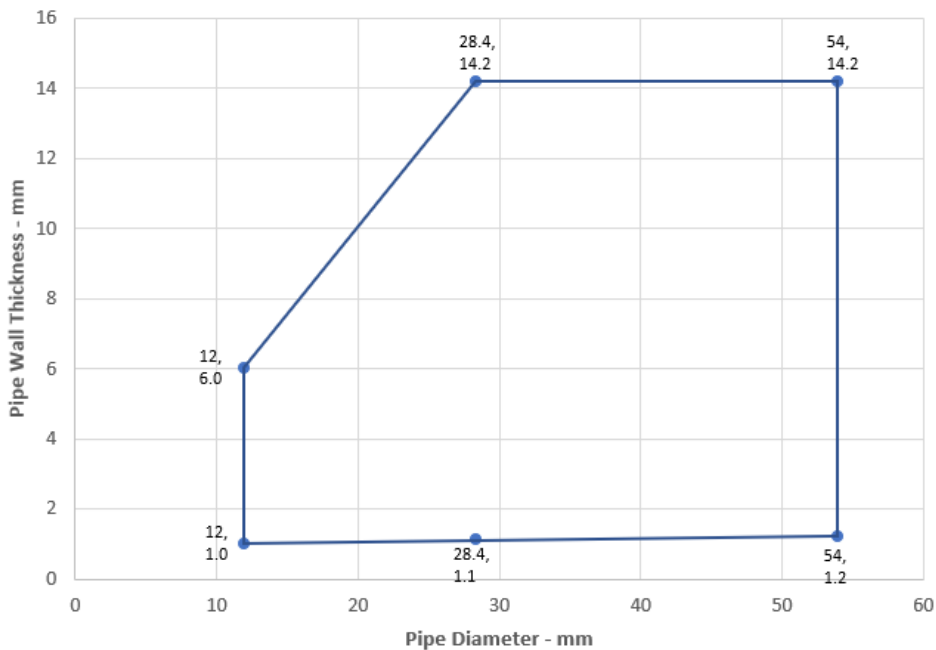
Template for translation. Only for internal use



Services	Sealant depth	Backing (minimum )	Insulation	Classification
Copper or steel pipe				
12 mm diameter/1-6 mm wall	25 mm	25 mm AES mineral fibre	9 mm Elastomeric insulation minimum class B-s3,d0 or phenolic foam insulation	E 240 C/C, EI 180 C/C
12-54 mm diameter/1-14.2 mm wall*			9-13 mm Elastomeric insulation minimum class B-s3,d0 or phenolic foam insulation	E 180 C/C, EI 120 C/C
12-54 mm diameter/1-14.2 mm wall*			13-25 mm Elastomeric insulation minimum class B-s3,d0 or phenolic foam insulation	E 90 C/C, EI 60 C/C

\* Typical pipe diameters shown, see below graph for intermediate sizes

**Copper or Steel Pipes with Elastomeric Insulation - C/C**



**Declaration of Performance**

Sikacryl 621 Fire  
58967197  
2021.10 , ver. 1  
1549

Template for translation. Only for internal use



Services	Sealant depth	Backing (minimum )	Insulation	Classification
Alupex Composite Pipe				
16 mm diameter/2.25 mm wall	25 mm	25 mm AES mineral fibre	9 mm Elastomeric insulation minimum class B-s3,d0 or phenolic foam insulation	<b>EI 180 C/C</b>
16 mm diameter/2.25 mm wall			9-13 mm Elastomeric insulation minimum class B-s3,d0 or phenolic foam insulation	<b>E 120 C/C, EI 60 C/C</b>
20 mm diameter/2.5 mm wall				
26 mm diameter/3 mm wall				
32 mm diameter/3 mm wall				
40 mm diameter/3.5 mm wall				
50 mm diameter/4 mm wall				
63 mm diameter/4.5 mm wall				
75 mm diameter/4.7 mm wall				
16 mm diameter/2.25 mm wall			13-25 mm Elastomeric insulation minimum class B-s3,d0 or phenolic foam insulation	<b>EI 60 C/C</b>
20 mm diameter/2.5 mm wall				
26 mm diameter/3 mm wall				
32 mm diameter/3 mm wall				
40 mm diameter/3.5 mm wall				
50 mm diameter/4 mm wall				
63 mm diameter/4.5 mm wall				
75 mm diameter/4.7 mm wall				

**Declaration of Performance**

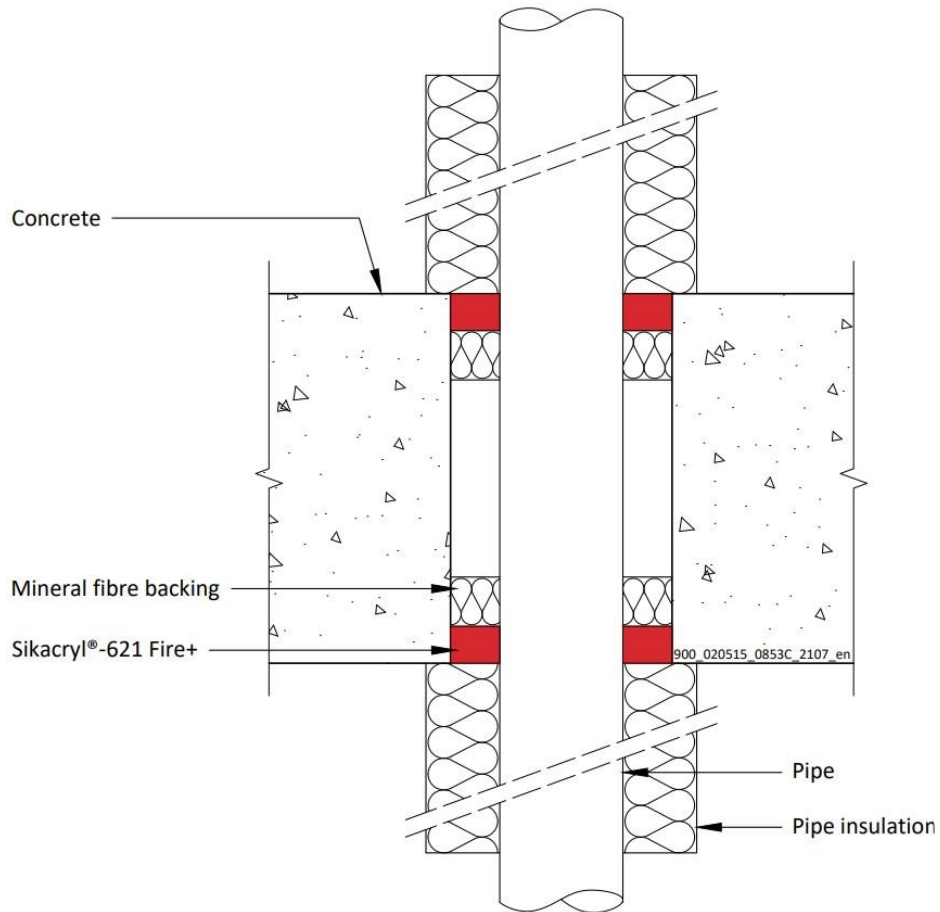
Sikacryl 621 Fire  
58967197  
2021.10 , ver. 1  
1549

Template for translation. Only for internal use

### A.6.11 Double side penetration seal with metallic pipes

**Penetration Seal:** 1000 mm (min.) LI (Local Interrupted) or CI (Continuous Interrupted) insulated metallic pipes (single) fitted at any position within the aperture, with 15 mm deep Sikacryl-621 Fire+ to both sides of the floor (or at any position between), backed with 20 mm deep minimum 40 kg/m<sup>3</sup> stone wool insulation\*.

Construction details:



#### A.6.11.1

#### Declaration of Performance

Sikacryl 621 Fire  
58967197  
2021.10 , ver. 1  
1549

71/164

Template for translation. Only for  
internal use

**BUILDING TRUST**

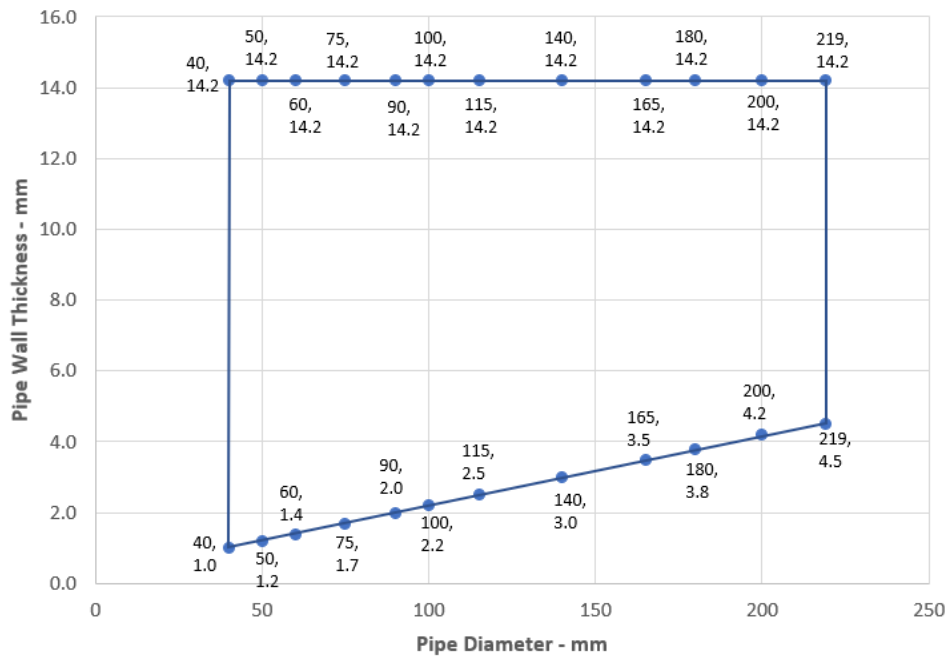


**A.6.11.1**

Services	Maximum seal size	Insulation (minimum)	Classification
Mild or stainless steel pipe			
40 mm diameter/1-14.2 mm wall	300 x 300 mm or 100 x 1000 mm	20 mm Stone wool insulation 80 kg/m <sup>3</sup>	EI 240 C/U
40 mm diameter/1-14.2 mm wall*			
50 mm diameter/1.2-14.2 mm wall*			
60 mm diameter/1.4-14.2 mm wall*			
75 mm diameter/1.7-14.2 mm wall*			
90 mm diameter/2-14.2 mm wall*			
100 mm diameter/2.2-14.2 mm wall*			
115 mm diameter/2.5-14.2 mm wall*			
140 mm diameter/3-14.2 mm wall*			
165 mm diameter/3.5-14.2 mm wall*			
180 mm diameter/3.8-14.2 mm wall*			
200 mm diameter/4.2-14.2 mm wall*			
219 mm diameter/4.5-14.2 mm wall*			
		30 mm Stone wool insulation 80 kg/m <sup>3</sup>	E 240 C/U, EI 120 C/U

\* Typical pipe diameters shown, see below graph for intermediate sizes

**Steel Pipes with Stone Wool Insulation - C/U**



**Declaration of Performance**  
 Sikacryl 621 Fire  
 58967197  
 2021.10 , ver. 1  
 1549

Template for translation. Only for internal use



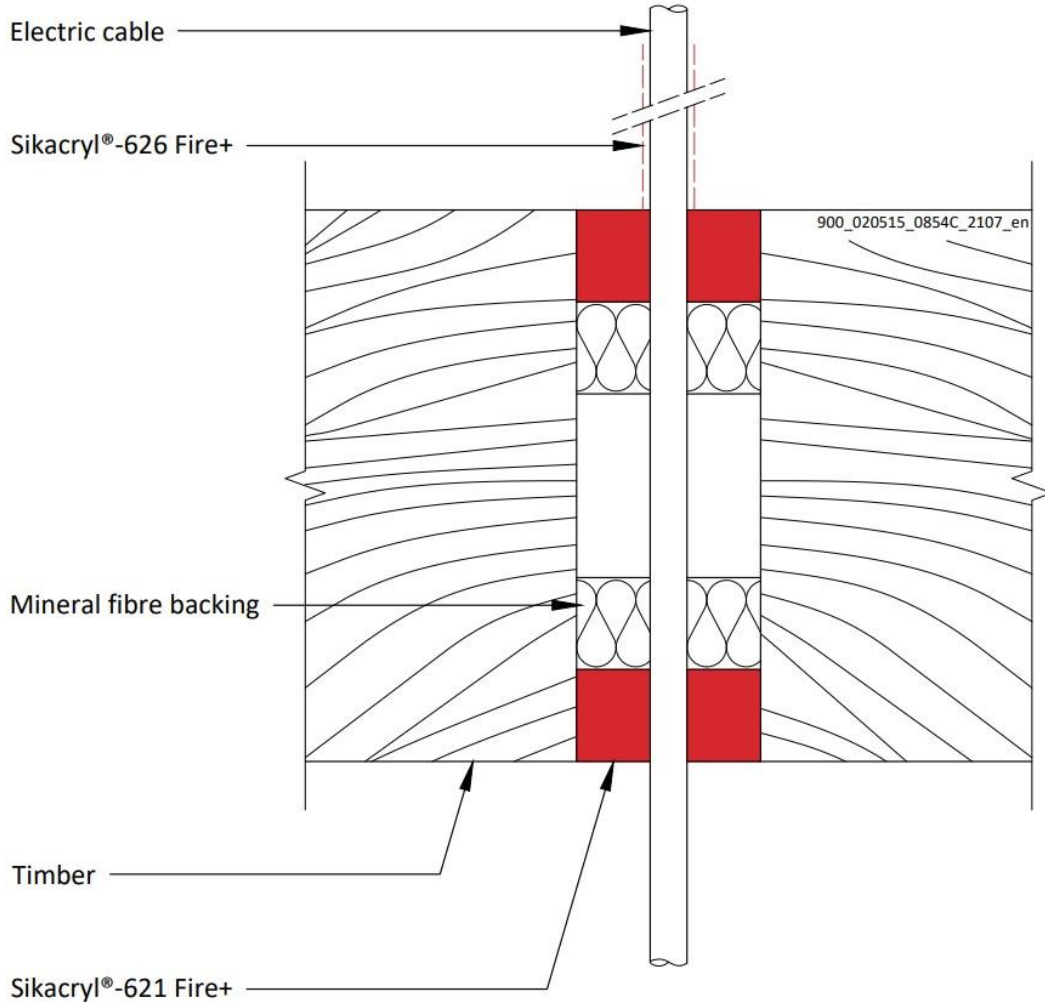


**A.7 Timber floor constructions with floor thickness of minimum 150 mm**

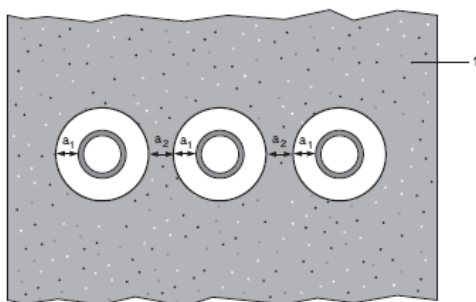
**A.7.1 Double sided penetration seal with cables**

**Penetration Seal:** Cables fitted at any position within the aperture, sealed with Sikacryl-621 Fire+, minimum 25 mm deep to both sides of the floor and backed with stone wool insulation (minimum 33kg/m<sup>3</sup>), minimum 25 mm deep. Minimum annular space 10 mm (a1) and minimum separation between penetration seals 0 mm (a2).

Construction details:



**Configuration 1**



**Key**

- 1 Supporting construction
- a1 Pipe / edge of seal separation (annular space)
- a2 Separation between penetration seals

**Declaration of Performance**

Sikacryl 621 Fire  
58967197  
2021.10 , ver. 1  
1549

Template for translation. Only for internal use

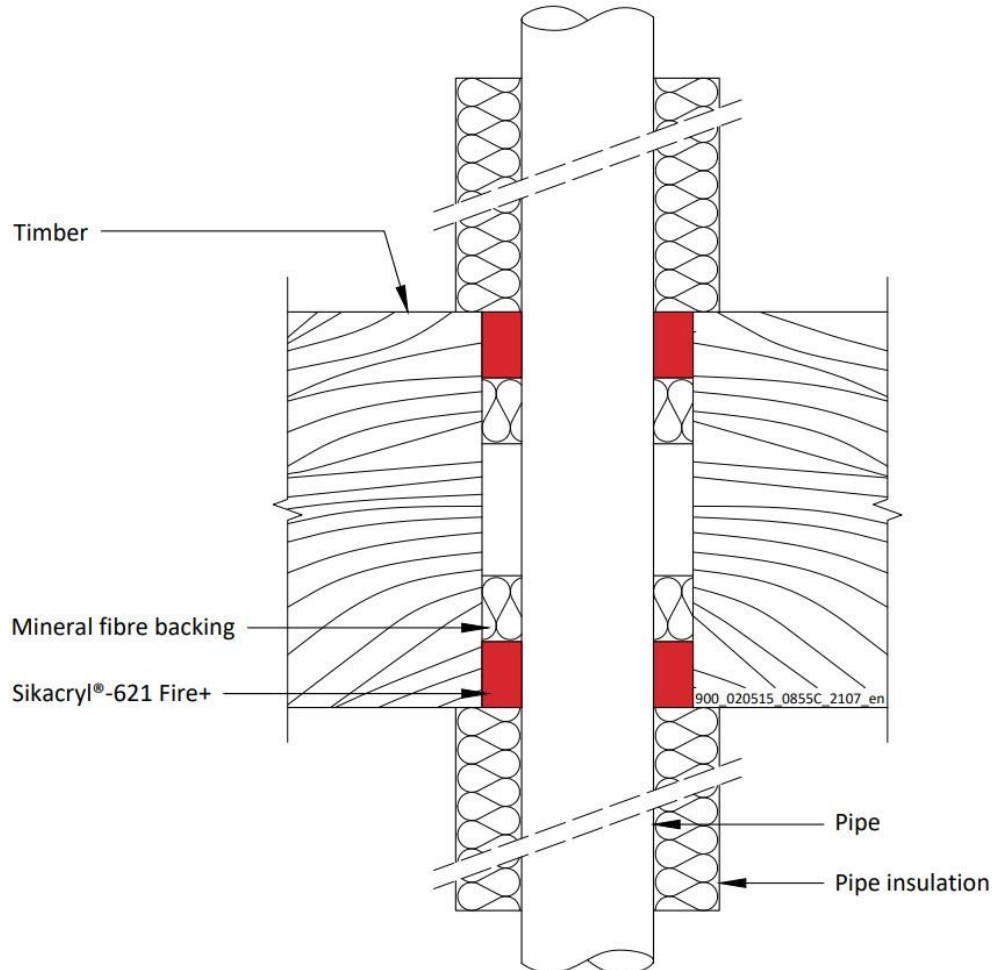
**A.7.1.1**

Services	Sealant depth	Backing	Maximum aperture	Insulation, minimum	Classification
None (blank)	25 mm	Stone wool 25 mm deep min. 33kg/m <sup>3</sup>	Ø 220 mm	None	EI 120
Cables up to 14 mm Ø, single or in bundles up to 100 mm Ø					EI 120
Cables up to 21 mm Ø, single or in bundles up to 100 mm Ø				Sikacryl®-626 Fire+, 260-micron DFT extending 150 mm from top side of the seal	E 120, EI 90
Cables up to 50 mm Ø, single or in bundles up to 100 mm Ø					E 120, EI 90
Telecom cables up to 14 mm Ø, single or in bundles up to 100 mm Ø					E 120, EI 90

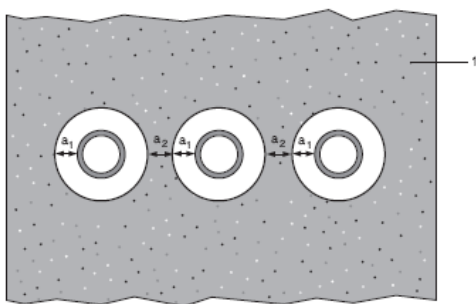
## A.7.2 Double side penetration seal with metallic pipes

**Penetration Seal:** 500 mm (min.) LI (Local Interrupted) or CI (Continuous Interrupted) insulated metallic pipes and composite pipes (single) with glass wool or stone, mineral wool min. 75 kg/m<sup>3</sup>, fitted at any position within the aperture, with Sikacryl-621 Fire+ to both sides of the floor, backed with stone wool insulation (minimum 33kg/m<sup>3</sup>), minimum 25 mm deep. Minimum annular space 10 mm (a1) and minimum separation between penetration seals 0 mm (a2).

Construction details:



### Configuration 1



#### Key

- 1 Supporting construction
- a1 Pipe / edge of seal separation (annular space)
- a2 Separation between penetration seals

#### Declaration of Performance

Sikacryl 621 Fire  
58967197  
2021.10 , ver. 1  
1549

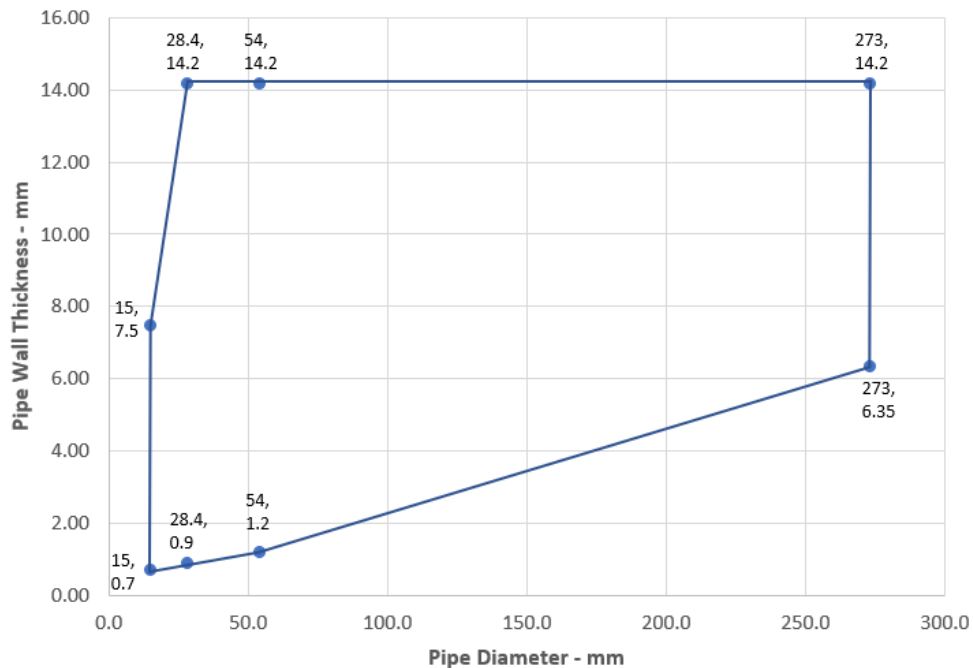
Template for translation. Only for  
internal use

**A.7.1.1**

Services	Maximum aperture	Sealant depth	Backing	Insulation, minimum	Classification
<b>Mild or stainless steel pipe</b>					
Maximum 273 mm diameter /6.35-14.2 mm wall*	Ø 293 mm	25 mm	Stone wool 25 mm deep min. 33kg/m <sup>3</sup>	25 mm glass wool or stone, mineral wool min. 75 kg/m <sup>3</sup> , 500 mm length from both sides of the seal	<b>E 120 C/C, EI 60 C/C</b>
<b>Copper or steel pipe</b>					
Maximum 15 mm diameter /0.7-7.5 mm wall*	Ø 220 mm	25 mm	Stone wool 25 mm deep min. 33kg/m <sup>3</sup>	20 mm glass wool or stone, mineral wool min. 75 kg/m <sup>3</sup> , 500 mm length from both sides of the seal	<b>EI 120 C/C</b>
Maximum 54 mm diameter /1.2-14.2 mm wall*					<b>E 120 C/C, EI 90 C/C</b>
<b>Alupex Pipe</b>					
Maximum 16 mm diameter/ 2.25 mm wall*	Ø 220 mm	25 mm	Stone wool 25 mm deep min. 33kg/m <sup>3</sup>	20 mm glass wool or stone, mineral wool min. 75 kg/m <sup>3</sup> , 500 mm length from both sides of the seal	<b>EI 120 C/C</b>
Maximum 75 mm diameter/ 4.6 mm wall*					<b>E 120 C/C, EI 90 C/C</b>

\* Typical pipe diameters shown, see below graph for intermediate sizes

**Steel Pipes with Glass Wool or Mineral Wool Insulation - C/C**

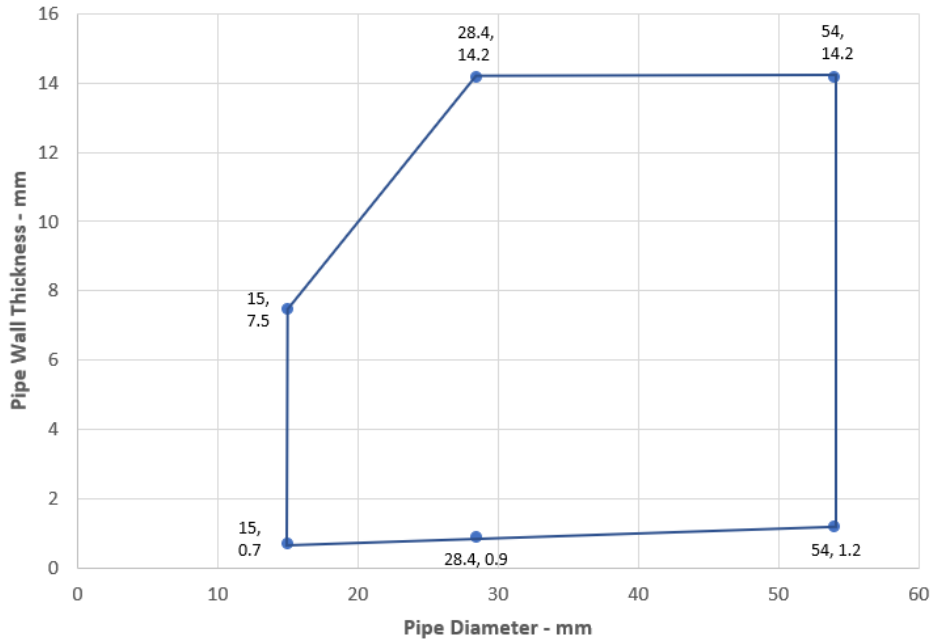


**Declaration of Performance**  
 Sikacryl 621 Fire  
 58967197  
 2021.10 , ver. 1  
 1549

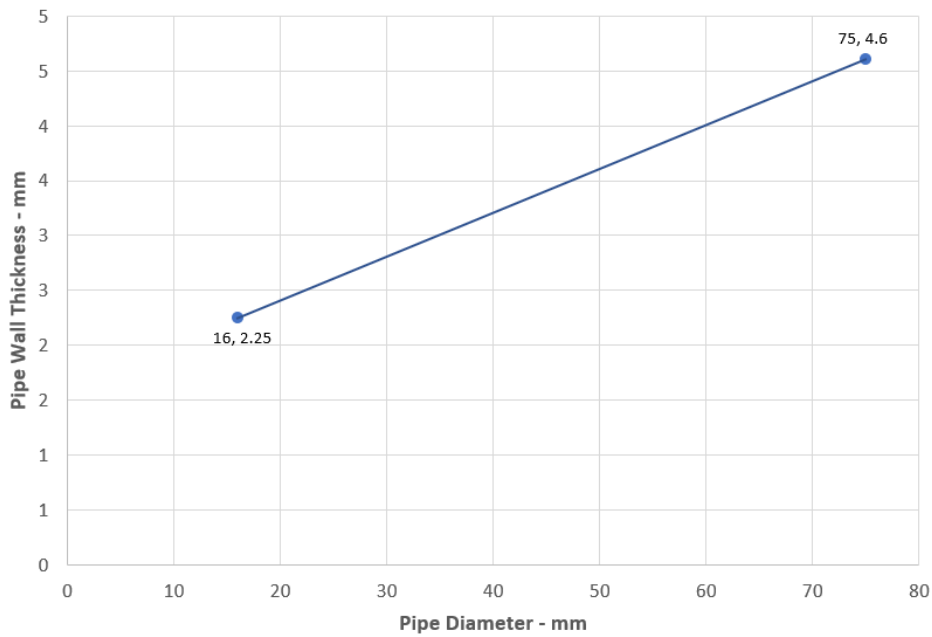
Template for translation. Only for internal use



**Copper or Steel Pipes with Glass Wool or Mineral Wool  
Insulation - C/C**



**Alupex Pipes with Glass Wool or Mineral Wool Insulation -  
C/C**



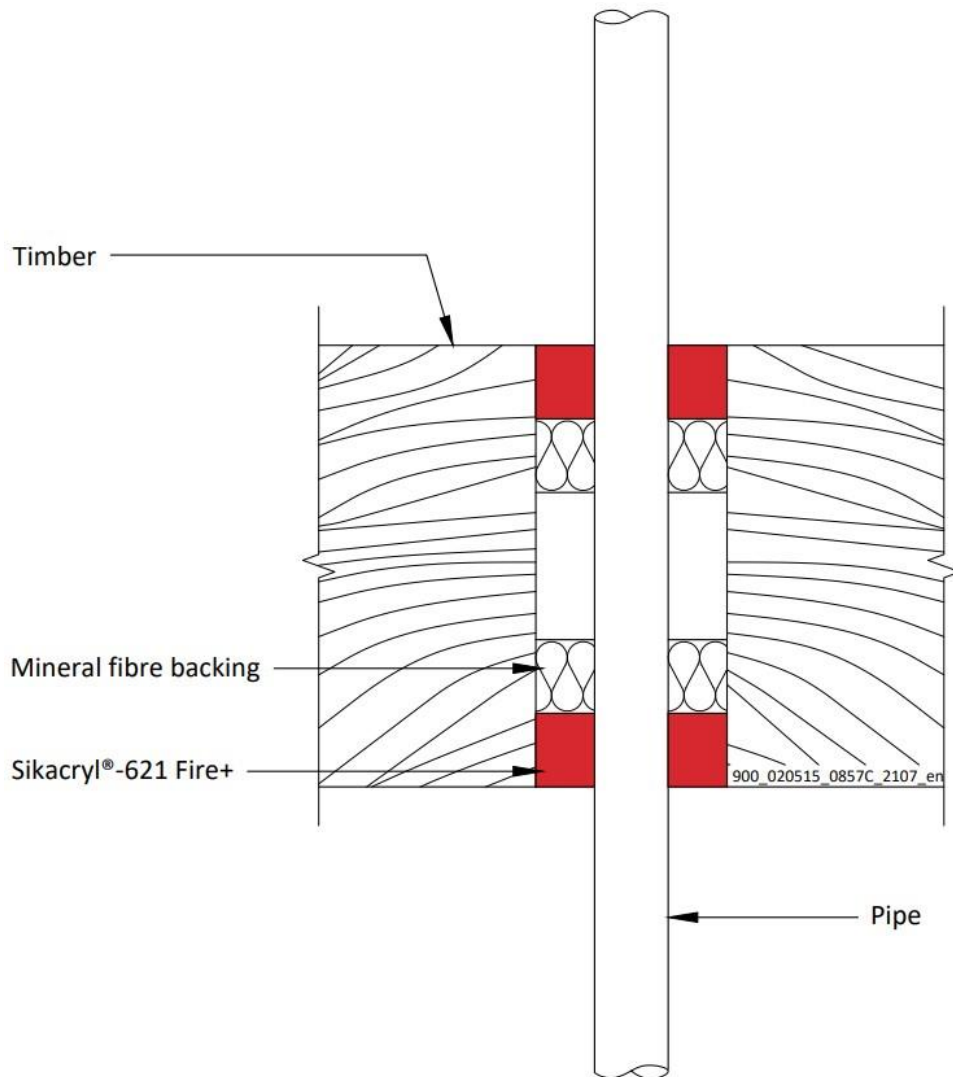
**Declaration of Performance**  
Sikacryl 621 Fire  
58967197  
2021.10 , ver. 1  
1549

Template for translation. Only for  
internal use

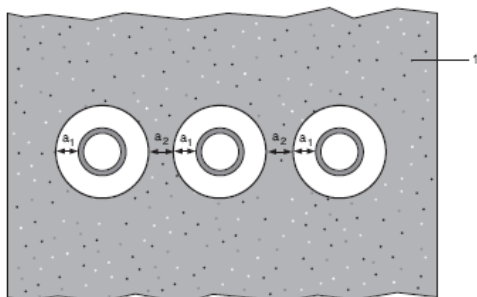
### A.7.3 Double side penetration seal with plastic pipes and composite pipes

**Penetration Seal:** Plastic and composite pipes (single) fitted at any position within the aperture, with Sikacryl-621 Fire+ to both sides of the floor, backed with stone, mineral wool min. 33 kg/m<sup>3</sup>. Minimum annular space 10 mm and maximum 30 mm (a1) and minimum separation between penetration seals 0 mm (a2).

Construction details:



#### Configuration 1



#### Key

- 1 Supporting construction
- a1 Pipe / edge of seal separation (annular space)
- a2 Separation between penetration seals

#### Declaration of Performance

Sikacryl 621 Fire  
58967197  
2021.10 , ver. 1  
1549

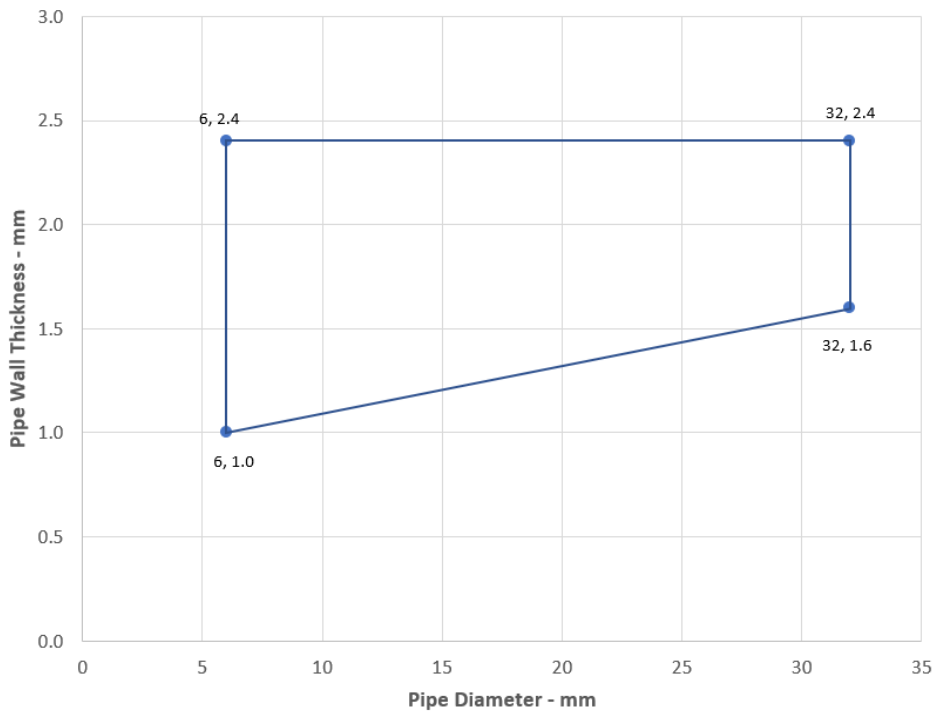
Template for translation. Only for  
internal use

**A.7.3.1**

Services	Sealant depth	Backing	Classification
PVC-U pipe according to EN 1329-1, EN 1452-1 and EN 1453-1, PVC-C according to EN 1566-1			
Maximum 32 mm diameter/1.0-2.4 mm wall*	25 mm	Stone wool 25 mm deep min. 33kg/m <sup>3</sup>	<b>EI 120 U/C</b>
PE pipe according to EN 1519-1, EN 12201-2 and EN 12666-1, ABS according to EN 1455-1 and pipes made from SAN+PVC according to EN 1565-1			
Maximum 32 mm diameter/2.0-3.0 mm wall*	25 mm	Stone wool 25 mm deep min. 33kg/m <sup>3</sup>	<b>EI 120 U/C</b>
PP pipe according to EN 1451-1 or DIN 8077/8078			
Maximum 32 mm diameter/1.8-4.4 mm wall*	25 mm	Stone wool 25 mm deep min. 33kg/m <sup>3</sup>	<b>EI 120 U/C</b>
PEX pipe in pipe system			
25 mm diameter outer /15 mm diameter x 2.5 mm wall inner	25 mm	Stone wool 25 mm deep min. 33kg/m <sup>3</sup>	<b>EI 120 C/C</b>

\* Typical pipe diameters shown, see below graph for intermediate sizes

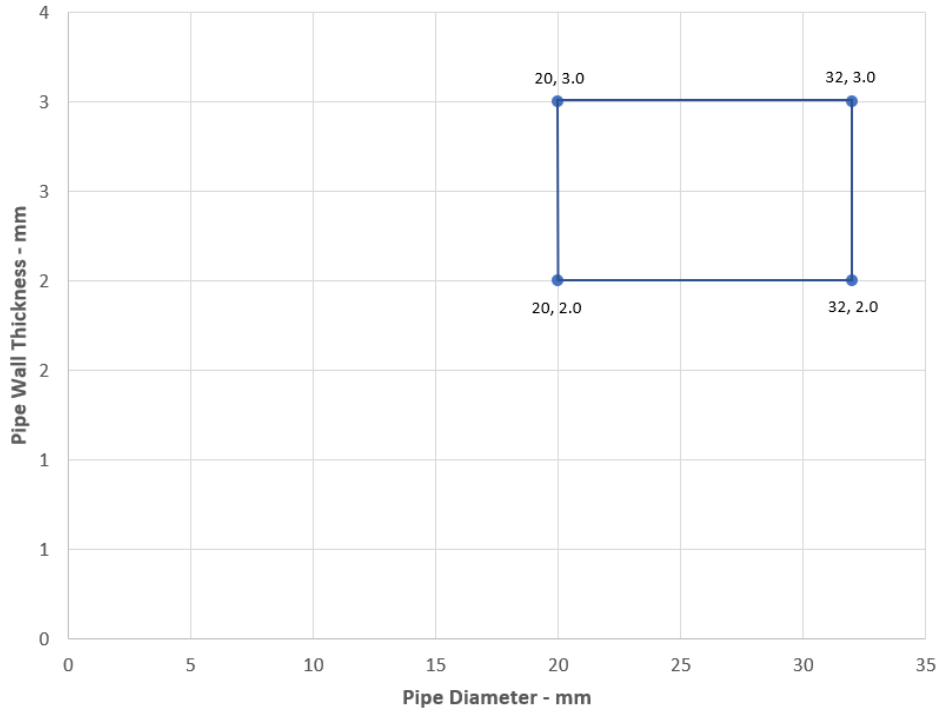
**PVC-U Pipes EI 120 - U/C**



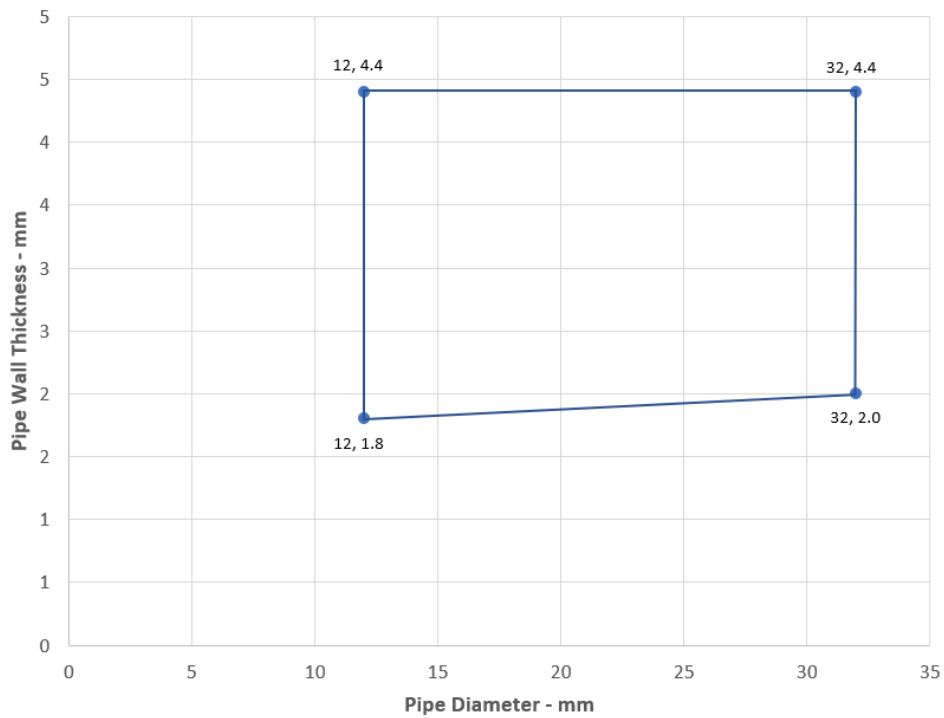
**Declaration of Performance**  
 Sikacryl 621 Fire  
 58967197  
 2021.10 , ver. 1  
 1549

Template for translation. Only for internal use

### PE Pipes EI 120 - U/C



### PP Pipes EI 120 - U/C



**Declaration of Performance**  
Sikacryl 621 Fire  
58967197  
2021.10 , ver. 1  
1549

80/164

Template for translation. Only for  
internal use

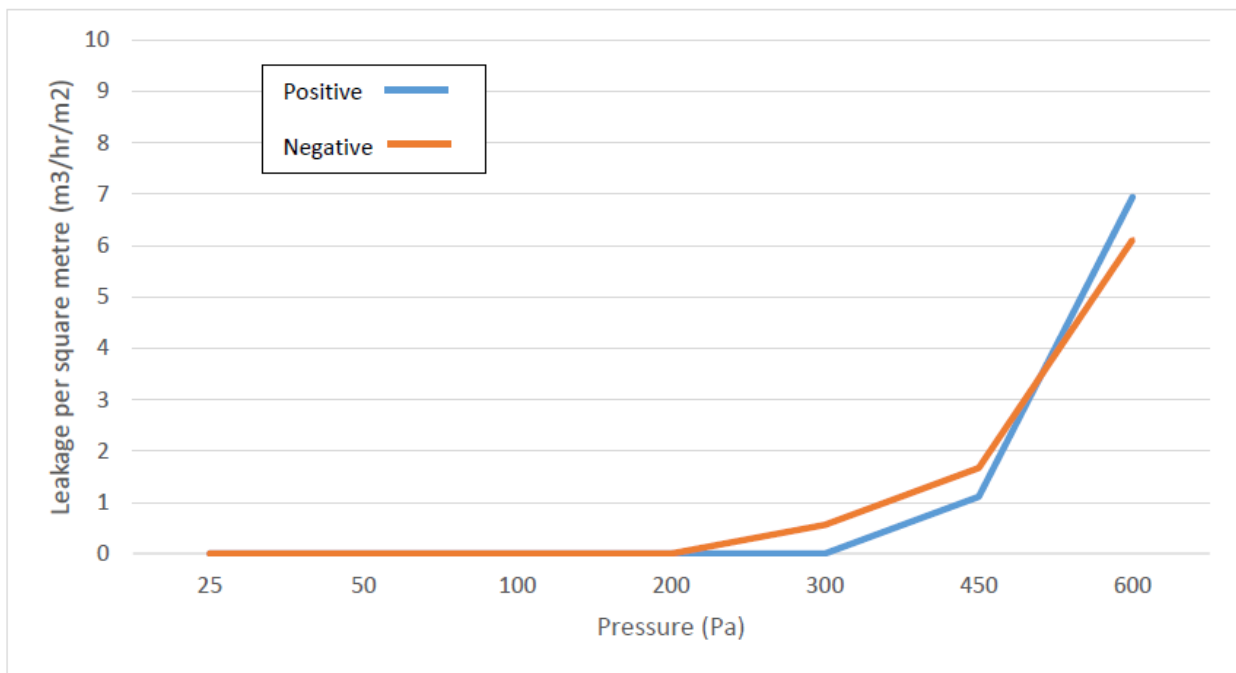
**BUILDING TRUST**





**ANNEX B – Air Permeability – Sikacryl-621 Fire+**

Product tested	10mm deep x 30mm wide Sikacryl-621 Fire+		
Summary of testing procedure		Result	
	Pressure (Pa)	Leakage (m <sup>3</sup> /h)	Leakage (m <sup>3</sup> /m <sup>2</sup> /h)
Results under negative chamber pressure	25	0.00	0.00
	50	0.00	0.00
	100	0.00	0.00
	200	0.00	0.00
	300	0.02	0.56
	450	0.06	1.67
	600	0.22	6.11
Results under positive chamber pressure	25	0.00	0.00
	50	0.00	0.00
	100	0.00	0.00
	200	0.00	0.00
	300	0.00	0.00
	450	0.04	1.11
	600	0.25	6.94



**Declaration of Performance**  
 Sikacryl 621 Fire  
 58967197  
 2021.10 , ver. 1  
 1549

Template for translation. Only for  
 internal use



---

**8 APPROPRIATE TECHNICAL DOCUMENTATION AND/OR -  
SPECIFIC TECHNICAL DOCUMENTATION**

---

The performance of the product identified above is in conformity with the set of declared performance/s. This declaration of performance is issued, in accordance with Regulation (EU) No 305/2011, under the sole responsibility of the manufacturer identified above.


Signed for and on behalf of the manufacturer by:

---

Name: Anders Beier  
Function: General Manager  
At Farum on 3 May 2022



Name: Stan Petersen  
Function: Head Distribution  
At Farum on 3 May 2022



---

End of information as required by Regulation (EU) No 305/2011

**Declaration of Performance**

Sikacryl 621 Fire  
58967197  
2021.10 , ver. 1  
1549

82/164

Template for translation. Only for  
internal use

**BUILDING TRUST**



## FULL CE MARKING



21

Sika Services AG, Zurich, Switzerland

DoP No. 58967197

Reaction to fire	B – s1, d0
Resistance to fire	Annex A
Air permeability	Annex B
Water permeability	No performance assessed
Release of dangerous substances	No performance assessed
Mechanical resistance and stability	No performance assessed
Resistance to impact/movement	No performance assessed
Adhesion	No performance assessed
Durability	Z2
Airborne sound insulation	No performance assessed
Thermal properties	No performance assessed
Water vapour permeability	No performance assessed

### Declaration of Performance

Sikacryl 621 Fire  
58967197  
2021.10 , ver. 1  
1549

Template for translation. Only for  
internal use

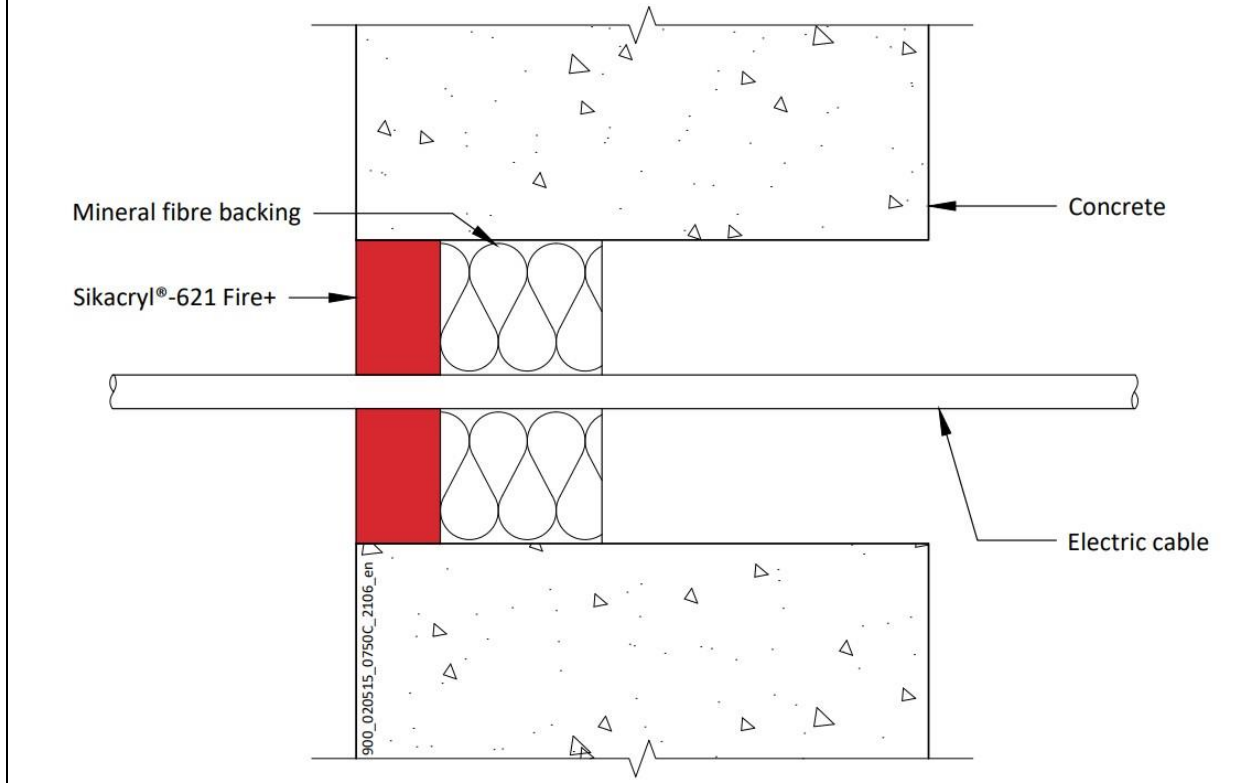
## ANNEX A – Resistance to Fire Classification – Sikacryl-621 Fire+ (penetration seals)

### A.1 Rigid wall constructions according to 1.2.1 with wall thickness of minimum 150 mm

#### A.1.1 Single side penetration seal with cables

**Penetration Seal:** Cables (single) fitted at any position within the aperture, with Sikacryl-621 Fire+ to either side of the wall (or at any position in between), backed with 'AES mineral fibre'. Minimum separation between cables and the edge of the seal of 7 mm.

Construction details:



#### A.1.1.1

Services	Sealant depth	Backing	Maximum seal size	Classification
Single electrical cables up to 21 mm $\varnothing$	25 mm	48 mm deep AES mineral fibre	87 mm $\varnothing$	E 240, EI 90
Blank seals	25 mm	48 mm AES mineral fibre insulation	300 x 300 mm	E 240, EI 60
Electric cables up to 21 mm diameter, single.				
Blank seals	25 mm	48 mm AES mineral fibre insulation	35 x 35 mm / 36 mm $\varnothing$	E 240, EI 120
Electric cables up to 21 mm diameter, single.				

#### Declaration of Performance

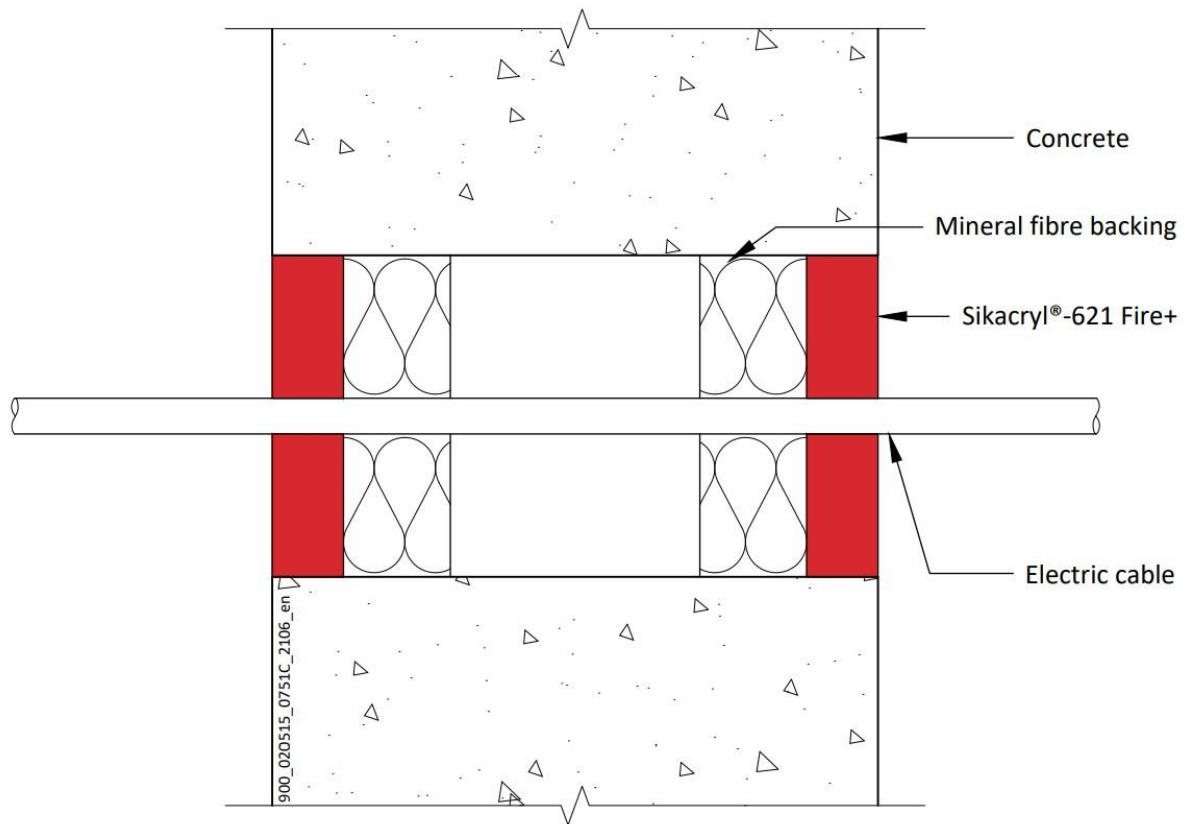
Sikacryl 621 Fire  
58967197  
2021.10, ver. 1  
1549

Template for translation. Only for internal use

### A.1.2 Double side penetration seal with cables

**Penetration Seal:** Cables fitted with Sikacryl-621 Fire+ to both sides of the wall, backed with stone wool or mineral fibre insulation. Maximum seal size of 300 x 300 mm and minimum separation between cables and the edge of the seal of 10 mm.

Construction details:



#### A.1.2.1

Services	Sealant depth	Backing (minimum)	Insulation	Classification
Blank seals	15 mm	25 mm Stone wool 35 kg/m <sup>3</sup>	None	EI 240
Electric cables up to 21 mm diameter, single or in a bundle.				E 240, EI 120
Electric cables 22-80 mm diameter, single or in a bundle.				E 120, EI 60
Blank seals	25 mm	48 mm AES mineral fibre		EI 240
Electric cables up to 80 mm diameter, single or in a bundle.				E 240, EI 60
Cables up to 21 mm diameter, single or in a bundle up to 100 mm diameter				EI 240

#### Declaration of Performance

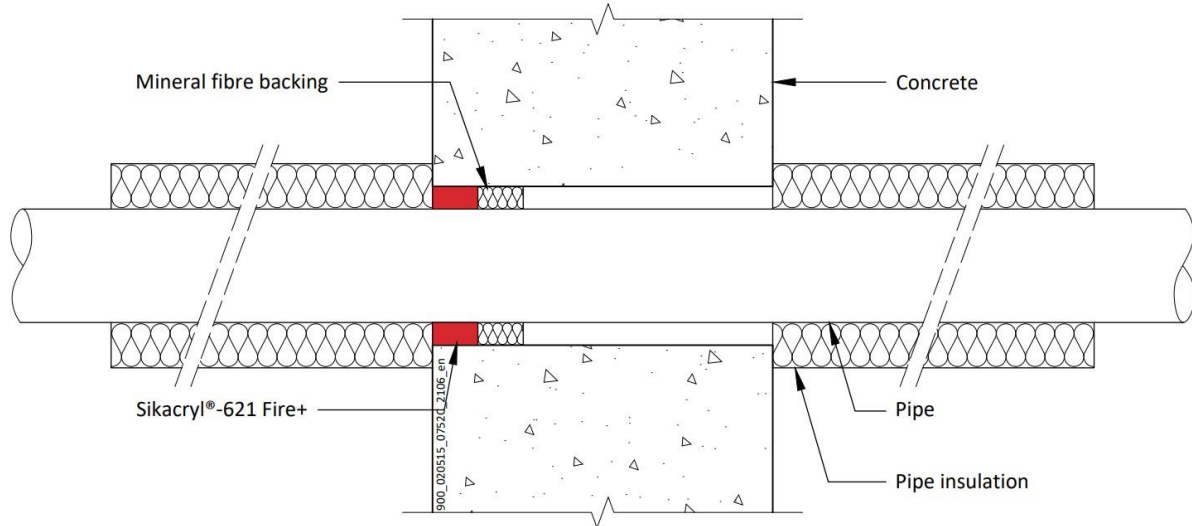
Sikacryl 621 Fire  
58967197  
2021.10 , ver. 1  
1549

Template for translation. Only for internal use

### A.1.3 Single side penetration seal with metallic (and composite) pipes

**Penetration Seal:** LI (Local Interrupted) of minimum length stated below or CI (Continuous Interrupted) insulated metallic and composite pipes (single) fitted at any position within the aperture, with 15 mm deep Sikacryl-621 Fire+ to either side of the wall (or at any position between), backed with 20 mm deep minimum 40 kg/m<sup>3</sup> stone wool insulation\*.

Construction details:



#### A.1.3.1

Services	Seal width around pipe	Insulation (minimum)	Classification
Copper or steel pipe up to 54 mm diameter/0.9-14.2 mm wall	8-9 mm	1000 mm length 20 mm Stone wool insulation 80 kg/m <sup>3</sup>	E 240 C/U, EI 180 C/U
Copper or steel pipe up to 12 mm diameter/0.9-5 mm wall	8 mm		EI 240 C/U
Alupex composite pipe 75 mm diameter/7.5 mm wall	30 mm	25 mm AES mineral fibre insulation, 600 mm long (min.)	EI 120 C/U

#### Declaration of Performance

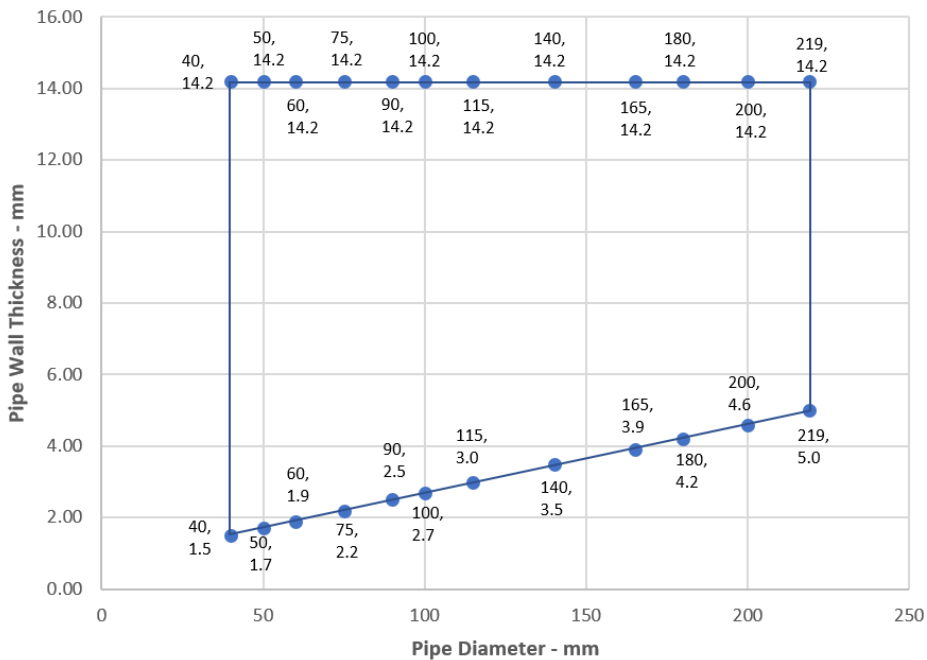
Sikacryl 621 Fire  
58967197  
2021.10 , ver. 1  
1549

Template for translation. Only for internal use

Services	Seal width around pipe	Insulation (minimum)	Classification
Mild or stainless steel pipe			
40 mm diameter/1.5-14.2 mm wall*	6-18 mm	1000 mm length of 20 mm Stone wool insulation 80 kg/m <sup>3</sup>	EI 240 C/U
40 mm diameter/1.5-14.2 mm wall*		1000 mm length of 30 mm Stone wool insulation 80 kg/m <sup>3</sup>	E 180 C/U, EI 90 C/U
50 mm diameter/1.7-14.2 mm wall*			
60 mm diameter/1.9-14.2 mm wall*			
75 mm diameter/2.2-14.2 mm wall*			
90 mm diameter/2.5-14.2 mm wall*			
100 mm diameter/2.7-14.2 mm wall*			
115 mm diameter/3-14.2 mm wall*			
140 mm diameter/3.5-14.2 mm wall*			
165 mm diameter/ 3.9-14.2 mm wall*			
180 mm diameter/ 4.2-14.2 mm wall*			
200 mm diameter/ 4.6-14.2 mm wall*			
219 mm diameter/ 5.0-14.2 mm wall*			

\* Typical pipe diameters shown, see below graph for intermediate sizes

Steel Pipes with Mineral Wool Insulation - C/U



**Declaration of Performance**  
 Sikacryl 621 Fire  
 58967197  
 2021.10 , ver. 1  
 1549

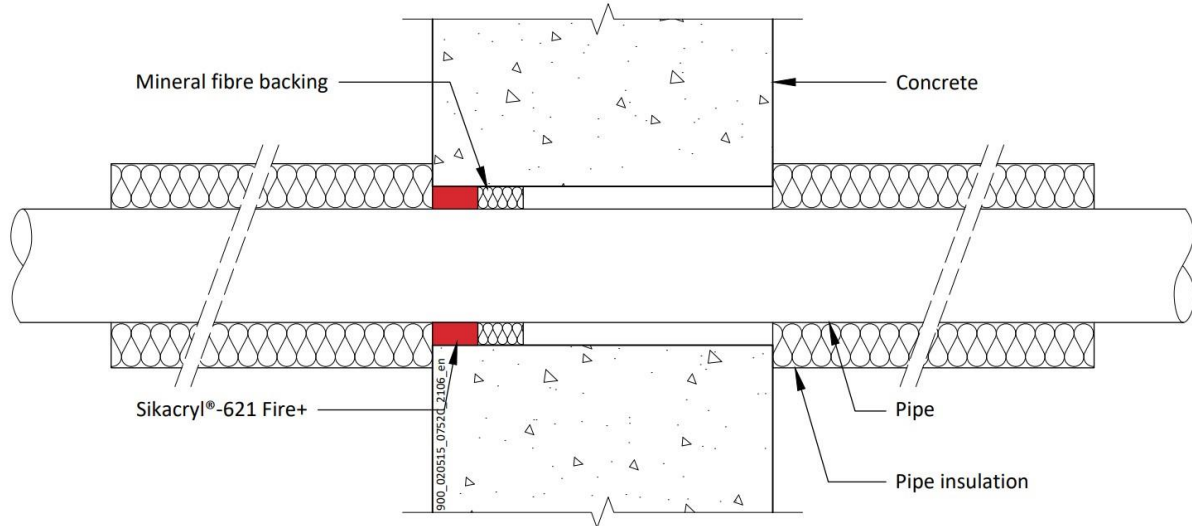
Template for translation. Only for internal use



### A.1.4 Single side penetration seal with metallic (and composite) pipes

**Penetration Seal:** LI (Local Interrupted) of minimum length stated below or CI (Continuous Interrupted) insulated metallic and composite pipes (single) fitted at any position within the aperture, with 25 mm deep Sikacryl-621 Fire+ to either side of the wall (or at any position between), backed with 25 mm deep minimum 40 kg/m<sup>3</sup> stone wool insulation\*.

Construction details:



#### A.1.4.1

Services	Maximum Seal size	Insulation (minimum)	Classification
Copper or steel pipe up to 54 mm diameter/0.9-14.2 mm wall	300 x 300 mm	1000 mm length 20 mm Stone wool insulation 80 kg/m <sup>3</sup>	E 240 C/U, EI 60 C/U
Alupex composite pipe 75 mm diameter/7.5 mm wall		25 mm AES mineral fibre insulation, 600 mm long (min.)	

#### Declaration of Performance

Sikacryl 621 Fire  
58967197  
2021.10 , ver. 1  
1549

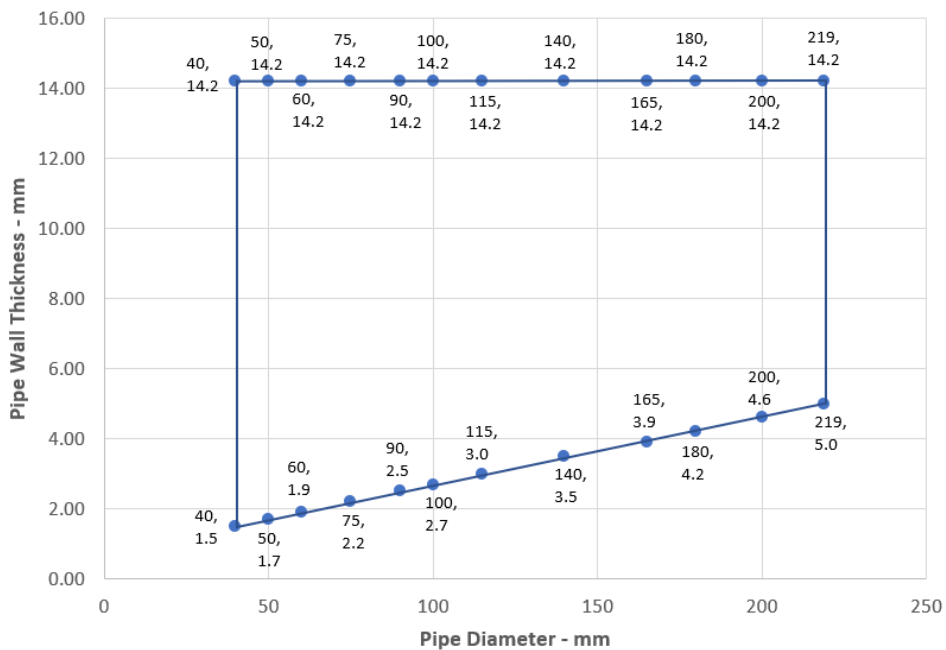
Template for translation. Only for internal use



Services	Maximum seal size	Insulation (minimum)	Classification
Mild or stainless steel pipe			
40 mm diameter/1.5-14.2 mm wall*	300 x 300 mm	1000 mm length of 20 mm Stone wool insulation 80 kg/m <sup>3</sup>	E 240 C/U, EI 60 C/U
40 mm diameter/1.5-14.2 mm wall*		1000 mm length of 30 mm Stone wool insulation 80 kg/m <sup>3</sup>	
50 mm diameter/1.7-14.2 mm wall*			
60 mm diameter/1.9-14.2 mm wall*			
75 mm diameter/2.2-14.2 mm wall*			
90 mm diameter/2.5-14.2 mm wall*			
100 mm diameter/2.7-14.2 mm wall*			
115 mm diameter/3-14.2 mm wall*			
140 mm diameter/3.5-14.2 mm wall*			
165 mm diameter/ 3.9-14.2 mm wall*			
180 mm diameter/ 4.2-14.2 mm wall*			
200 mm diameter/ 4.6-14.2 mm wall*			
219 mm diameter/ 5.0-14.2 mm wall*			

\* Typical pipe diameters shown, see below graph for intermediate sizes

### Steel Pipes with Mineral Wool Insulation - C/U



**Declaration of Performance**  
 Sikacryl 621 Fire  
 58967197  
 2021.10 , ver. 1  
 1549

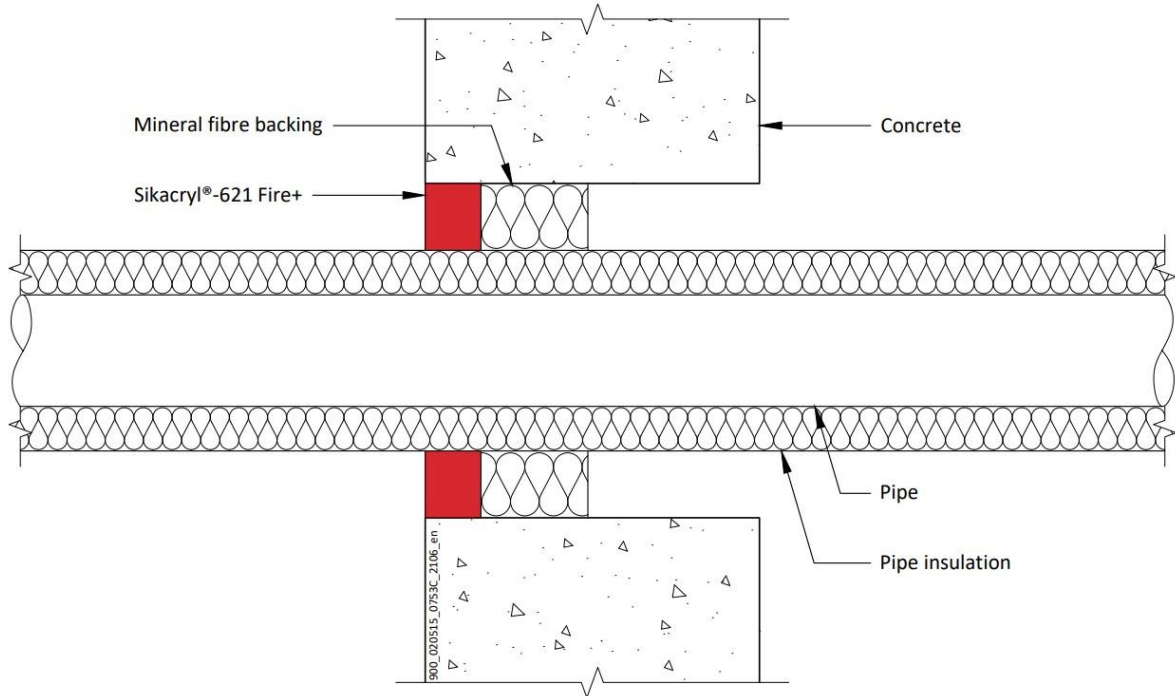
Template for translation. Only for internal use



### A.1.5 Single side penetration seal with metallic pipes

**Penetration Seal:** CS (Continuous Sustained) insulated metallic (single), with 25 mm deep Sikacryl-621 Fire+ to either side of the wall (or at any position between), backed with 48 mm deep AES mineral fibre insulation. Minimum annular space 10 mm and minimum separation between penetrations seals of 30 mm. Maximum seal size 300 x 300 mm or 504 mm  $\varnothing$ .

Construction details:



**Declaration of Performance**  
Sikacryl 621 Fire  
58967197  
2021.10 , ver. 1  
1549

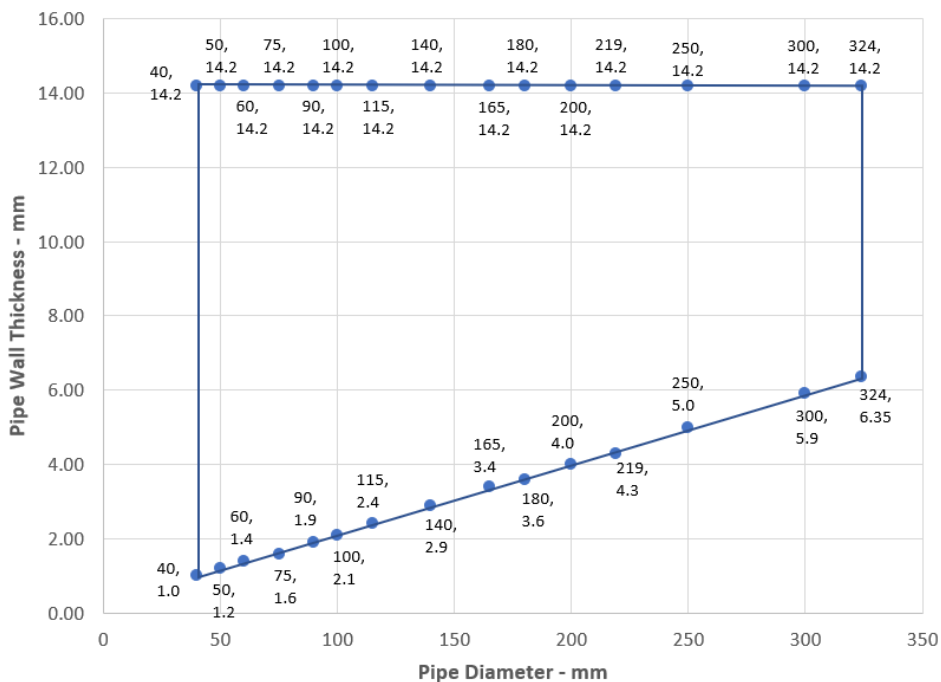
Template for translation. Only for  
internal use

### A.1.5.1 Single side penetration seal with pipes

Services	Insulation	Classification
Mild or stainless steel pipe		
40 mm diameter/1-14.2 mm wall	20 mm thick stone, mineral wool min. 80 kg/m <sup>3</sup>	EI 240 C/U
40 mm diameter/1-14.2 mm wall*	30-80 mm thick stone, mineral wool min. 80 kg/m <sup>3</sup>	EI 180 C/U
50 mm diameter/1.2-14.2 mm wall*		
60 mm diameter/1.4-14.2 mm wall*		
75 mm diameter/1.6-14.2 mm wall*		
90 mm diameter/1.9-14.2 mm wall*		
100 mm diameter/2.1-14.2 mm wall*		
115 mm diameter/2.4-14.2 mm wall*		
140 mm diameter/2.9-14.2 mm wall*		
165 mm diameter/ 3.4-14.2 mm wall*		
180 mm diameter/ 3.6-14.2 mm wall*		
200 mm diameter/ 4.0-14.2 mm wall*		
219 mm diameter/ 4.3-14.2 mm wall*		
250 mm diameter/ 5.0-14.2 mm wall*		
300 mm diameter/ 5.9-14.2 mm wall*		
324 mm diameter/ 6.35-14.2 mm wall*		

\* Typical pipe diameters shown, see below graph for intermediate sizes

Steel Pipes with Mineral Wool Insulation - C/U



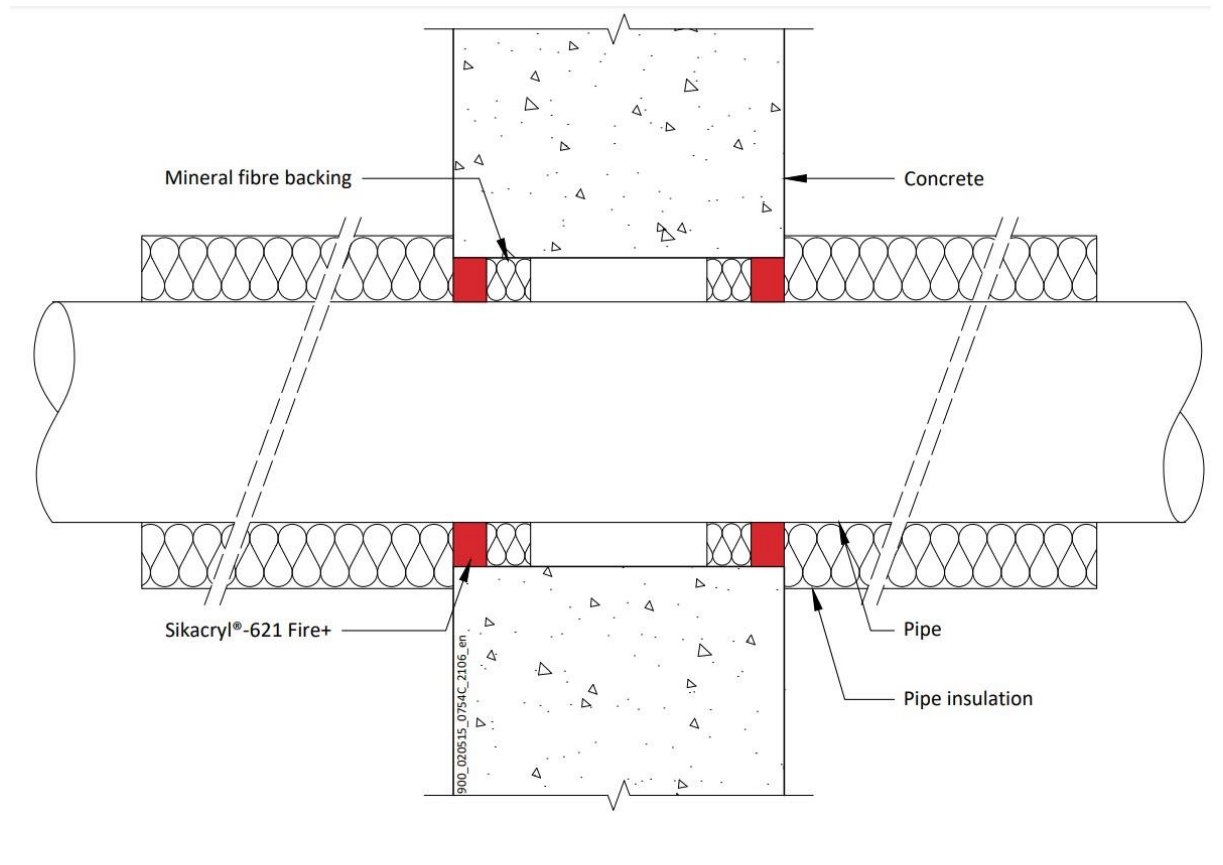
**Declaration of Performance**  
 Sikacryl 621 Fire  
 58967197  
 2021.10 , ver. 1  
 1549

Template for translation. Only for  
 internal use

### A.1.6 Double side penetration seal with metallic pipes

**Penetration Seal:** 1000 mm (min.) LI (Local Interrupted) or CI (Continuous Interrupted) insulated metallic pipes (single) fitted at any position within the aperture, with 15 mm deep Sikacryl-621 Fire+ to both sides of the wall, backed with 20 or 30 mm deep minimum 40 kg/m<sup>3</sup> stone wool insulation.

Construction details:



**Declaration of Performance**  
Sikacryl 621 Fire  
58967197  
2021.10 , ver. 1  
1549

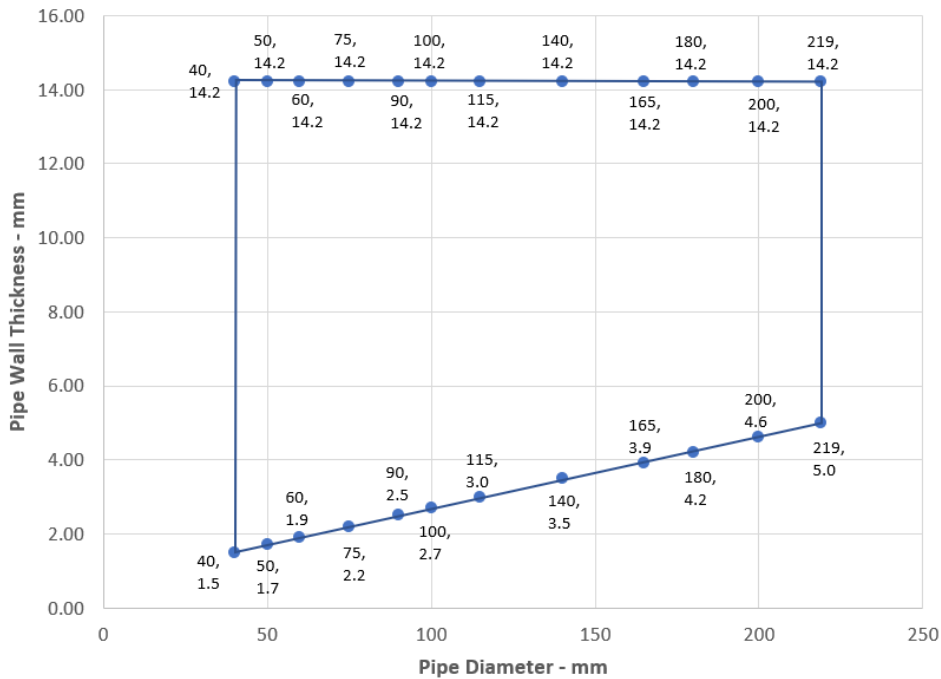
Template for translation. Only for  
internal use

**A.1.6.1**

Services	Maximum seal size	Insulation (minimum)	Classification
Mild or stainless steel pipe			
40 mm diameter/1.5-14.2 mm wall*	300 x 300 mm	20 mm Stone wool insulation 80 kg/m <sup>3</sup>	EI 240 C/U
40 mm diameter/1.5-14.2 mm wall*			
50 mm diameter/1.7-14.2 mm wall*			
60 mm diameter/1.9-14.2 mm wall*			
75 mm diameter/2.2-14.2 mm wall*			
90 mm diameter/2.5-14.2 mm wall*			
100 mm diameter/2.7-14.2 mm wall*			
115 mm diameter/3-14.2 mm wall*		30 mm Stone wool insulation 80 kg/m <sup>3</sup>	E 240, EI 120 C/U
140 mm diameter/3.5-14.2 mm wall*			
165 mm diameter/ 3.9-14.2 mm wall*			
180 mm diameter/ 4.2-14.2 mm wall*			
200 mm diameter/ 4.6-14.2 mm wall*			
219 mm diameter/ 5.0-14.2 mm wall*			

\* Typical pipe diameters shown, see below graph for intermediate sizes

**Steel Pipes with Mineral Wool Insulation - C/U**



**Declaration of Performance**  
 Sikacryl 621 Fire  
 58967197  
 2021.10 , ver. 1  
 1549

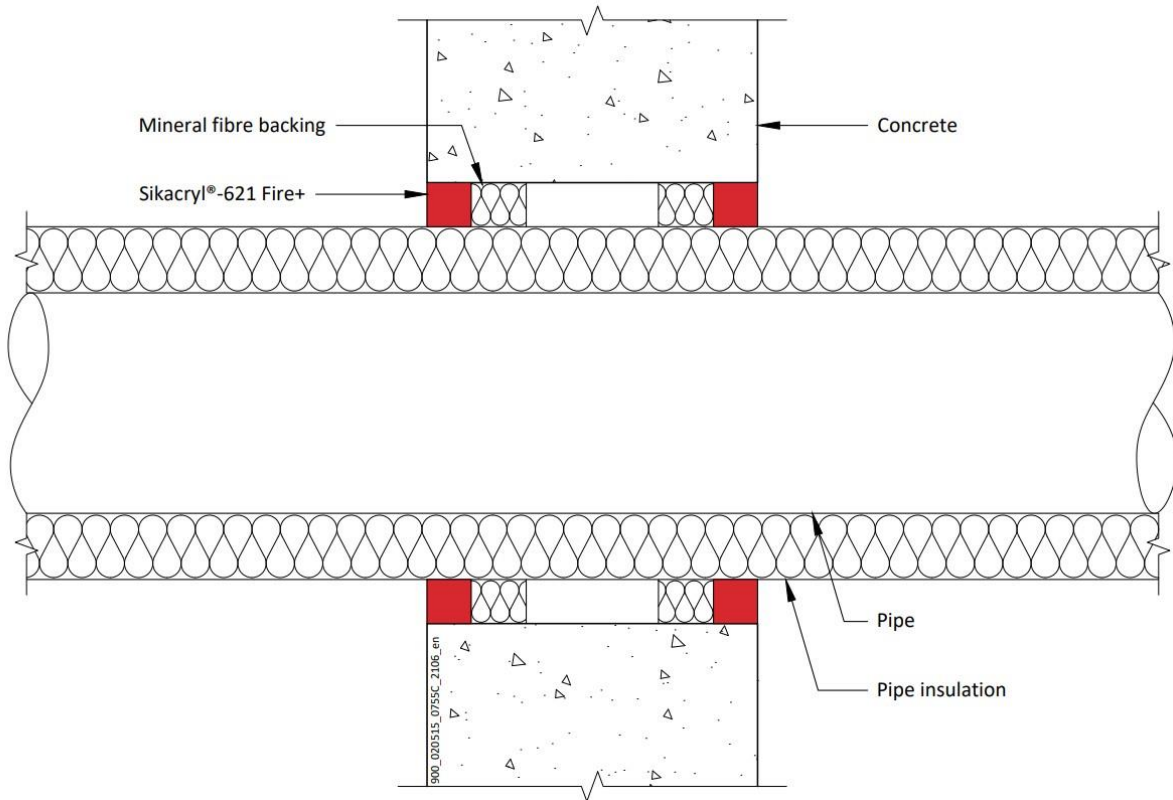
Template for translation. Only for internal use



### A.1.7 Double side penetration seal with metallic pipes

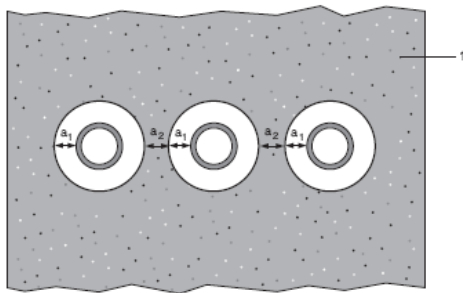
**Penetration Seal:** CS (Continuous Sustained) insulated metallic pipes (single) fitted at any position within the aperture, with 15 mm Sikacryl-621 Fire+ to both sides of the wall, backed with 25 mm deep stone wool insulation minimum 35 kg/m<sup>3</sup>. Minimum annular space 10 mm (A1) and minimum separation between penetration seals 30 mm (A2). Maximum seal size 300 x 300 mm / 504 mm  $\varnothing$

Construction details:



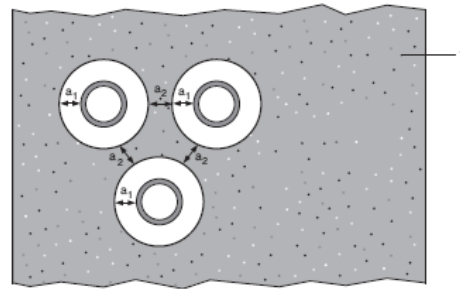
#### Configuration 1

Option 1



#### Configuration 2

Option 2



#### Key

- 1 Supporting construction
- a1 Pipe / top edge of seal separation
- a2 Pipe / side edge of seal separation
- a3 Pipe / pipe separation

#### Declaration of Performance

Sikacryl 621 Fire  
58967197  
2021.10 , ver. 1  
1549

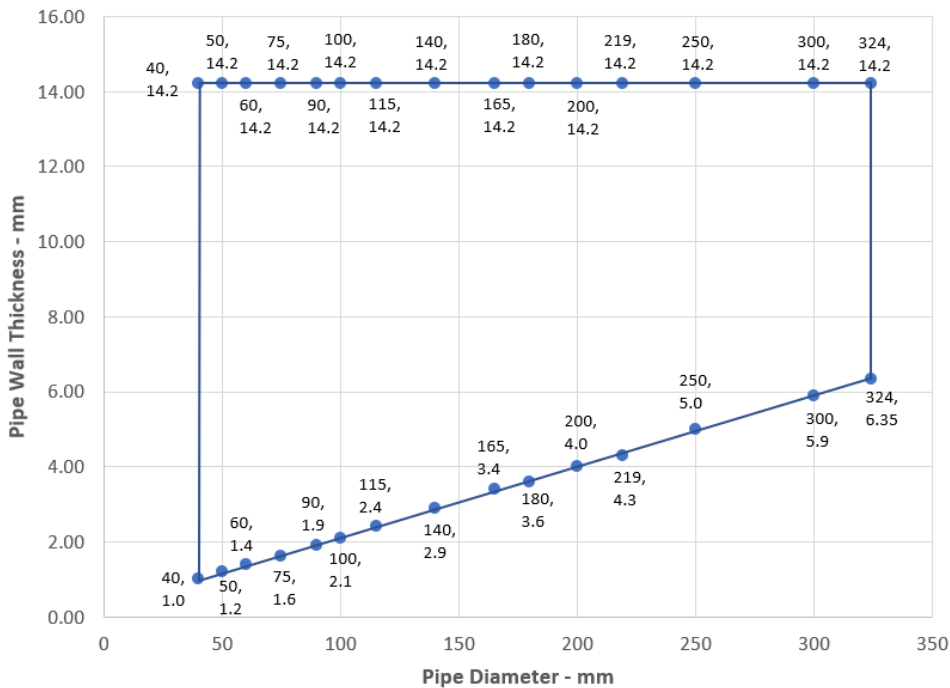
Template for translation. Only for  
internal use

### A.1.7.1 Double side penetration seal with pipes

Services	Insulation	Classification
Mild or stainless steel pipe		
40 mm diameter/1-14.2 mm wall	20 mm thick stone, mineral wool min. 80 kg/m <sup>3</sup>	EI 240 C/U
40 mm diameter/1-14.2 mm wall*	30-80 mm thick stone, mineral wool min. 80 kg/m <sup>3</sup>	
50 mm diameter/1.2-14.2 mm wall*		
60 mm diameter/1.4-14.2 mm wall*		
75 mm diameter/1.6-14.2 mm wall*		
90 mm diameter/1.9-14.2 mm wall*		
100 mm diameter/2.1-14.2 mm wall*		
115 mm diameter/2.4-14.2 mm wall*		
140 mm diameter/2.9-14.2 mm wall*		
165 mm diameter/ 3.4-14.2 mm wall*		
180 mm diameter/ 3.6-14.2 mm wall*		
200 mm diameter/ 4.0-14.2 mm wall*		
219 mm diameter/ 4.3-14.2 mm wall*		
250 mm diameter/ 5.0-14.2 mm wall*		
300 mm diameter/ 5.9-14.2 mm wall*		
324 mm diameter/ 6.35-14.2 mm wall*		

\* Typical pipe diameters shown, see below graph for intermediate sizes

**Steel Pipes with Mineral Wool Insulation - C/U**



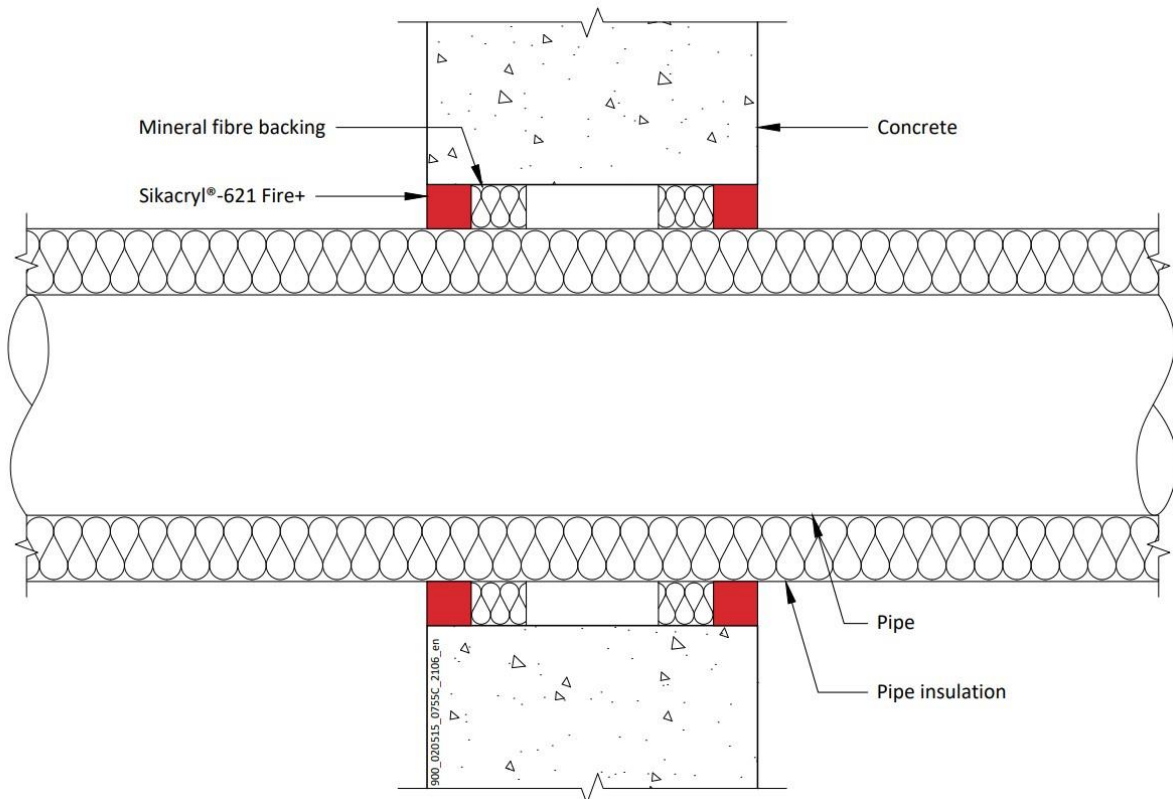
**Declaration of Performance**  
 Sikacryl 621 Fire  
 58967197  
 2021.10 , ver. 1  
 1549

Template for translation. Only for  
 internal use

### A.1.8 Double side penetration seal with metallic pipes with combustible insulation

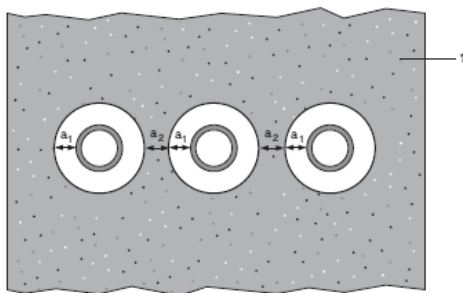
**Penetration Seal:** CS (Continuous Sustained) insulated metallic pipes (single) fitted at any position within the aperture, with 25 mm Sikacryl-621 Fire+ to both sides of the wall, backed with 25 mm deep stone wool insulation minimum 35 kg/m<sup>3</sup>. Minimum annular space 10 mm (A1) and minimum separation between penetration seals 30 mm (A2). Maximum seal size 300 x 300 mm / 300 mm  $\varnothing$

Construction details:



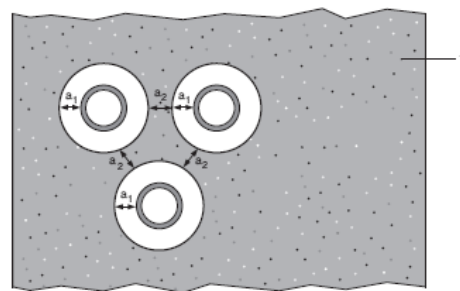
#### Configuration 1

Option 1



#### Configuration 2

Option 2



#### Key

- 1 Supporting construction
- a1 Pipe / top edge of seal separation
- a2 Pipe / side edge of seal separation
- a3 Pipe / pipe separation

#### Declaration of Performance

Sikacryl 621 Fire  
58967197  
2021.10 , ver. 1  
1549

Template for translation. Only for  
internal use



**A.1.8.1 Double side penetration seal with metallic pipes with combustible insulation**

<b>Services</b>	<b>Insulation</b>	<b>Classification</b>
Mild or stainless steel pipe		
22 mm diameter/2-11 mm wall	13 mm thick Elastomeric insulation minimum class B-s3,d0	<b>E 240 C/U, EI 180 C/U</b>
22-114 mm diameter/2-14.2 mm wall	13-25 mm thick Elastomeric insulation minimum class B-s3,d0	<b>E 120 C/U, EI 90 C/U</b>
22-114 mm diameter/2-14.2 mm wall	25-50 mm thick Elastomeric insulation minimum class B-s3,d0	<b>EI 60 C/U</b>

**Declaration of Performance**

Sikacryl 621 Fire  
58967197  
2021.10 , ver. 1  
1549

97/164

Template for translation. Only for  
internal use

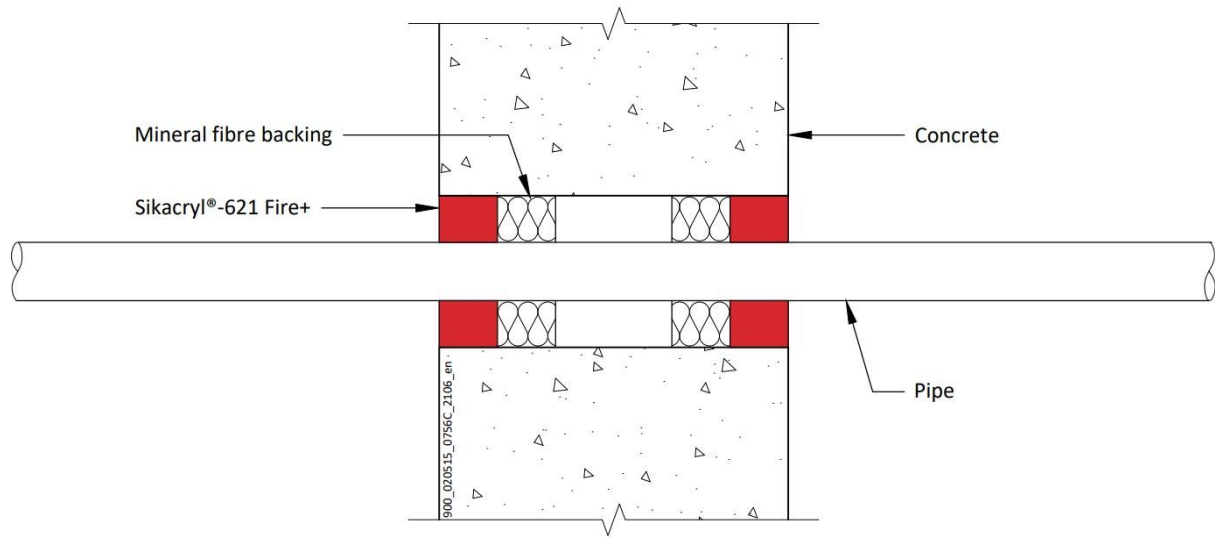
**BUILDING TRUST**



### A.1.9 Double side penetration seal with plastic pipes

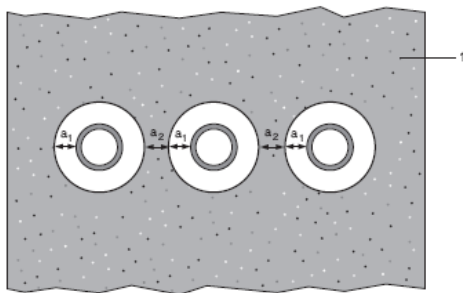
**Penetration Seal:** Plastic pipes (single) fitted at any position within the aperture, with 25 mm Sikacryl-621 Fire+ to both sides of the wall, backed with 25 mm deep stone wool insulation minimum 35 kg/m<sup>3</sup>. Minimum annular space 10 mm (A1) and minimum separation between penetration seals 30 mm (A2). Maximum seal size 300 x 300 mm / 300 mm Ø

Construction details:



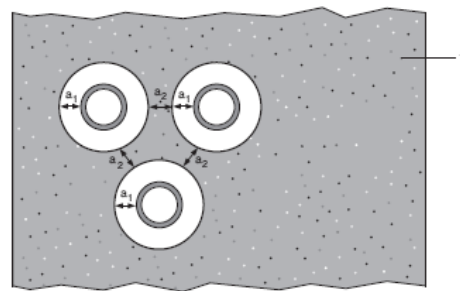
#### Configuration 1

Option 1



#### Configuration 2

Option 2



#### Key

- 1 Supporting construction
- a1 Pipe / top edge of seal separation
- a2 Pipe / side edge of seal separation

#### Declaration of Performance

Sikacryl 621 Fire  
58967197  
2021.10 , ver. 1  
1549

Template for translation. Only for  
internal use

### A.1.9.1 Double side penetration seal with plastic pipes

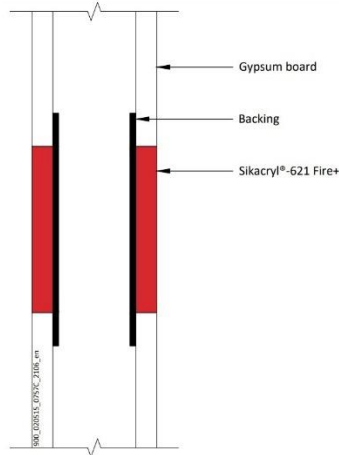
Pipe material	Size	Classification
PVC-U pipe according to EN 1329-1, EN 1452-1 and EN 1453-1, PVC-C according to EN 1566-1	6-32 mm diameter/1.0-2.4 mm wall	EI 240 U/C
PP pipe according to EN 1451-1 or DIN 8077/8078	32 mm diameter/2.0-4.4 mm wall	EI 180 C/U
	12-32 mm diameter/1.8-4.4 mm wall	EI 240 C/U
PE pipe according to EN 1519-1, EN 12201-2 and EN 12666-1, ABS according to EN 1455-1 and pipes made from SAN+PVC according to EN 1565-1	20-32 mm diameter/2.0 mm wall	EI 240 C/U
	20-32 mm diameter/2.0-4.4 mm wall	EI 120 C/U

## A.2 Flexible and rigid wall constructions according to 2. 2) with wall thickness of minimum 75 mm

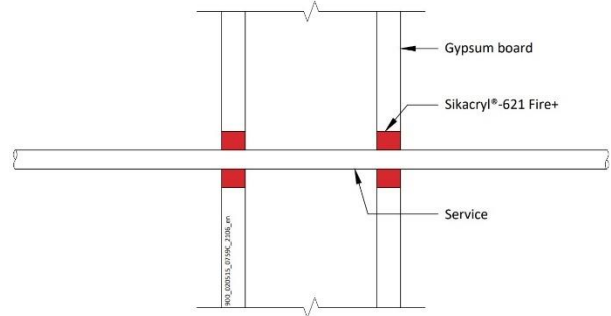
### A.2.1 Double side penetration seal with cables

**Penetration Seal:** Cables (single or bundles up to 100 mm  $\varnothing$ ) and pipes fitted at any position within the aperture, with Sikacryl-621 Fire+ to both sides of the wall. Minimum annular space 10 mm (A1) and minimum separation between penetration seals 30 mm (A2), maximum seal size 150 x 150 mm / 344 mm diameter (when incorporating a pipe of seal diameter -20 mm).

Construction details:



Construction details:



#### A.2.1.1

Services	Sealant depth	Backing	Classification
None (blank)	12.5 mm	Any material	EI 60
Cables up to 21 mm $\varnothing$ , single		None	E 60, EI 45
Cables up to 21 mm $\varnothing$ , in bundles up to 100 mm $\varnothing$			E 45, EI 30
Mild or stainless steel pipe			
4 mm diameter / 0.7-2.0 mm wall	12.5 mm	None	E 60 C/U, EI 45 C/U
5-22 mm diameter / 0.7-11 mm wall*			E 60 C/U, EI 30 C/U
Mild or stainless steel pipe with minimum 80 kg/m <sup>3</sup> density stone wool insulation Continuous Sustained (CS)			
40 mm diameter / 1-14.2 mm wall, 20 mm insulation	12.5 mm	None	E 60 C/U, EI 45 C/U
40-324 mm diameter / 1.0-14.2 mm wall, 30 mm insulation*			
PVC-U pipe according to EN 1329-1, EN 1452-1 and EN 1453-1, PVC-C according to EN 1566-1			
6-32 mm $\varnothing$ / 1.0-1.8 mm wall, with bundle of cables up to 21 mm diameter*	12.5 mm	None	E 60 U/C, EI 45 U/C
PP pipe according to EN 1451-1 or DIN 8077/8078			
20 mm $\varnothing$ / 2.3 mm wall	12.5 mm	None	EI 45 U/C
21-32 mm $\varnothing$ / 2.3-4.4 mm wall*			EI 30 U/C
21-32 mm $\varnothing$ / 2.3-4.4 mm wall, with bundle of cables up to 21 mm diameter*			E 45 U/C, EI 30 U/C
PE pipe according to EN 1519-1, EN 12201-2 and EN 12666-1, ABS according to EN 1455-1 and pipes made from SAN+PVC according to EN 1565-1			
20 mm $\varnothing$ / 2.0 mm wall	12.5 mm	None	EI 45 U/C
21-32 mm $\varnothing$ / 2.0-3.0 mm wall*			EI 30 U/C
21-32 mm $\varnothing$ / 2.0-3.0 mm wall, with bundle of cables up to 21 mm* diameter			E 45 U/C, EI 30 U/C

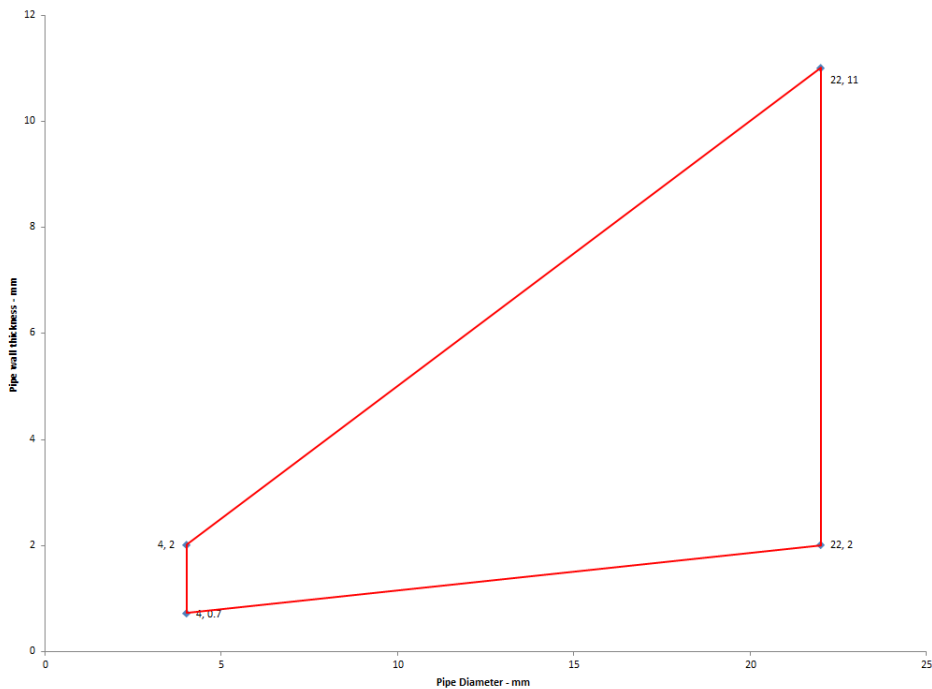
#### Declaration of Performance

Sikacryl 621 Fire  
58967197  
2021.10, ver. 1  
1549

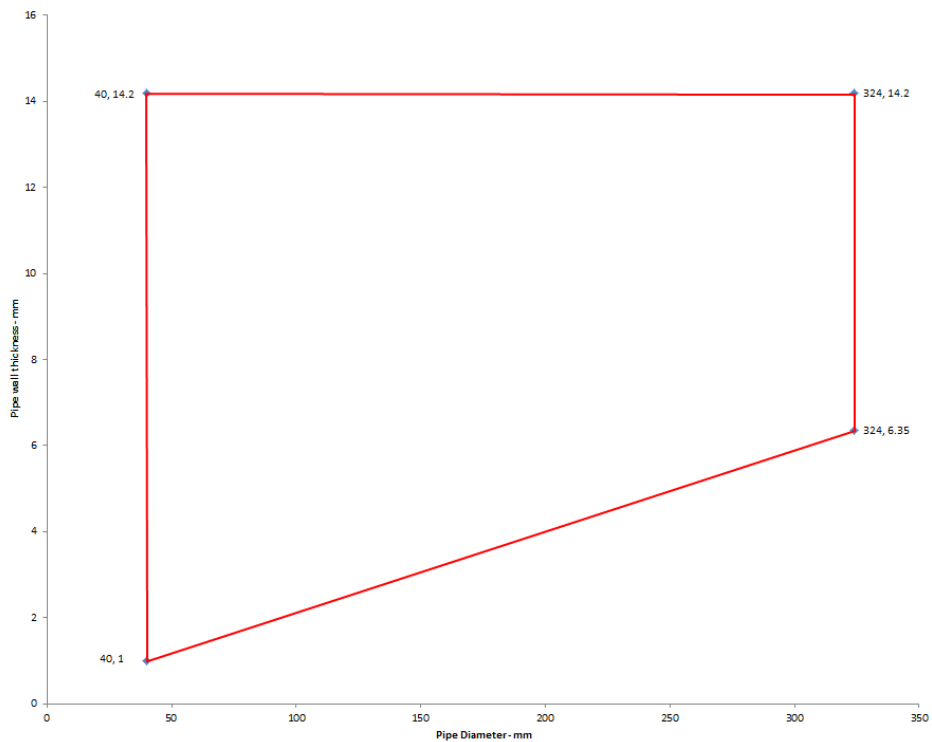
Template for translation. Only for internal use

\* See below graphs for interpolated pipe sizes

Steel Pipe- E 60 U/C, EI 30 U/C



Steel pipes with 30 mm Insulation



**Declaration of Performance**  
Sikacryl 621 Fire  
58967197  
2021.10 , ver. 1  
1549

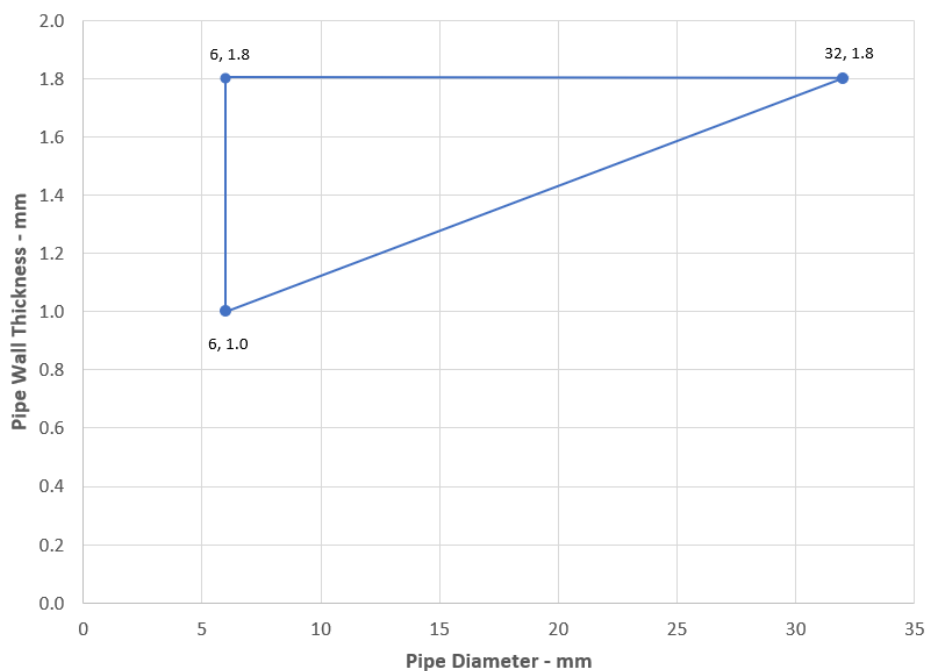
101/164

Template for translation. Only for  
internal use

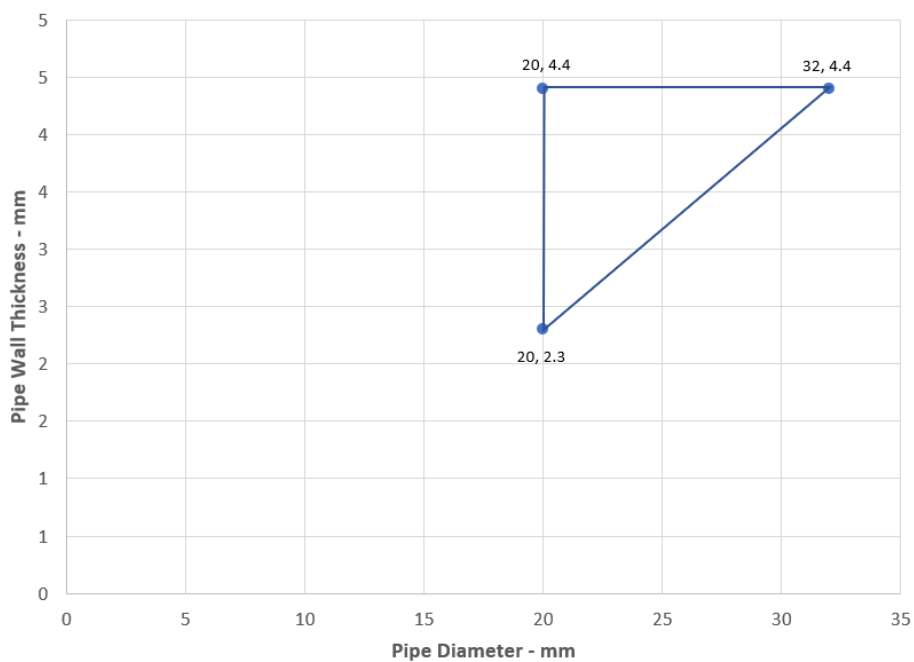
**BUILDING TRUST**



### PVC-U Pipes - U/C



### PP Pipes - EI 30 U/C



#### Declaration of Performance

Sikacryl 621 Fire  
58967197  
2021.10 , ver. 1  
1549

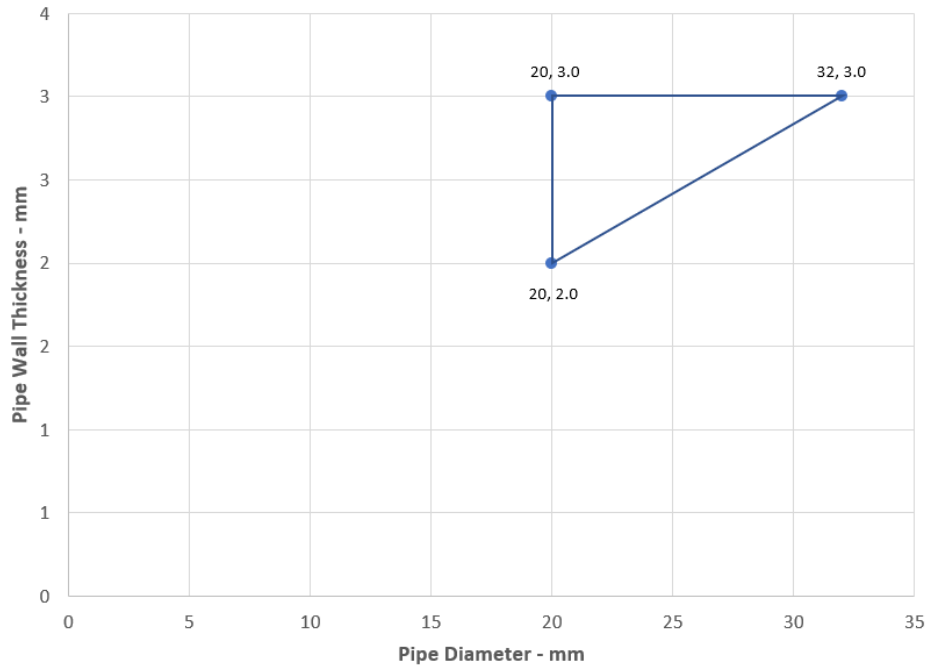
102/164

Template for translation. Only for  
internal use

**BUILDING TRUST**



### PE Pipes - EI 30 U/C



**Declaration of Performance**  
Sikacryl 621 Fire  
58967197  
2021.10 , ver. 1  
1549

**103/164**

Template for translation. Only for  
internal use

**BUILDING TRUST**

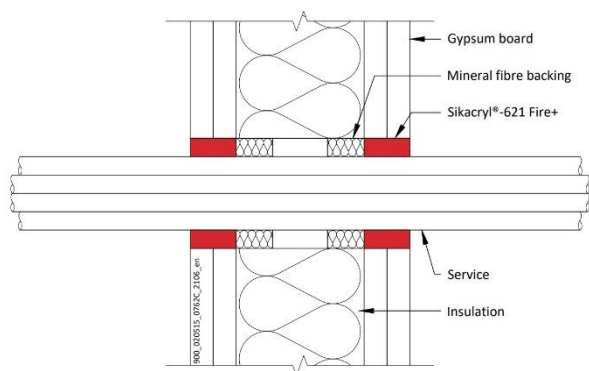


### A.3 Flexible and rigid wall constructions according to 2.2) with wall thickness of minimum 100 mm

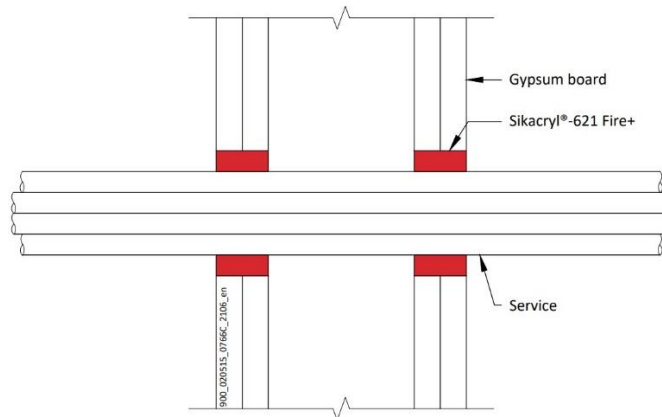
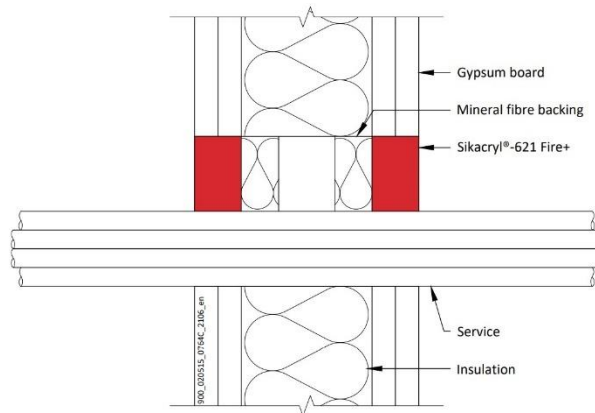
#### A.3.1 Double side penetration seal with cables

**Penetration Seal:** Cables (single or bundles up to 100 mm Ø) and conduits fitted at any position within the aperture, with Sikacryl-621 Fire+ to both sides of the wall.

Construction details:



Construction details:



##### A.3.1.1

Services	Sealant depth	Backing	Maximum aperture	Classification
None (blank)	12.5 mm	Stone wool 20 mm deep 35-140 kg/m <sup>3</sup>	300 x 300 mm*	EI 120
Cables up to 21 mm Ø, single or in bundles up to 50 mm Ø	12.5 mm	Stone wool 12.5 mm deep min. 33 kg/m <sup>3</sup>		E 120, EI 90
Electrical cables up to 21 mm Ø, single or in bundles up to 100 mm Ø	25 mm	Stone wool 20 mm deep min. 40 kg/m <sup>3</sup>		EI 120
Electrical cables up to 80 mm Ø, single or in bundles up to 100 mm Ø		25 mm AES mineral fibre		E 120, EI 60
Single 'E cable' - 1 x 185 mm <sup>2</sup> core HD603.3 electrical cable with PVC insulation, PVC sheath and 23-27 mm diameter	12.5 mm	Stone wool 20 mm deep min. 140 kg/m <sup>3</sup>		E 120, EI 60

\* Or 30 mm wide x 3000 mm high for cables up to 21 mm Ø

#### Declaration of Performance

Sikacryl 621 Fire  
58967197  
2021.10, ver. 1  
1549

Template for translation. Only for internal use



Services	Sealant depth	Backing	Maximum Annular space	Classification
PVC-U pipe according to EN 1329-1, EN 1452-2 and EN 1453-1, PVC-C according to EN 1566-1				
Maximum diameter 40 mm, wall thickness 1.0-1.9 mm for PVC pipes, fully or partially filled conduits with cables up to 21 mm diameter	25 mm	none	30 mm	<b>EI 120 U/C</b>
PE pipe according to EN 1519-1, EN 12201-2 and EN 12006-1, ABS according to EN 1455-1 and pipes made from SAN+PVC according to EN 1565-1				
Maximum diameter 40 mm, wall thickness 2.0-3.0 mm for PE pipes, fully or partially filled conduits with cables up to 21 mm diameter	25 mm	none	30 mm	<b>EI 90 U/C</b>
PP pipe according to EN 1852-1: 2009 or DIN 8077/8078				
Maximum diameter 40 mm, wall thickness 1.8-2.2 mm for PP pipes, fully or partially filled conduits with cables up to 21 mm diameter	25 mm	none	30 mm	<b>EI 90 U/C</b>

**Declaration of Performance**

Sikacryl 621 Fire  
58967197  
2021.10 , ver. 1  
1549

105/164

Template for translation. Only for  
internal use

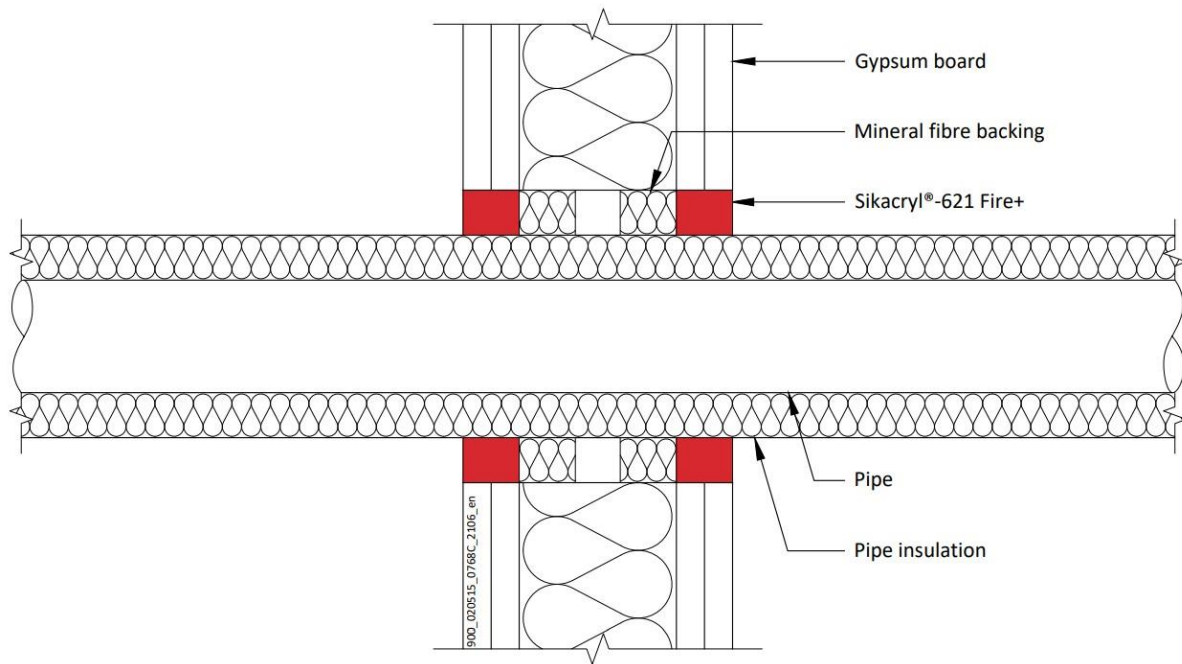
**BUILDING TRUST**



### A.3.2 Double side penetration seal with metallic pipes

**Penetration Seal:** CS (Continuous Sustained) insulated metallic pipes (single) fitted at any position within the aperture, with Sikacryl-621 Fire+ to both sides of the wall, backed with stone wool insulation or 'AES mineral fibre', 300 x 300 mm maximum seal size.

Construction details:



#### A.3.2.1

Services	Sealant depth	Backing (minimum)	Insulation	Classification
Mild or stainless steel pipe				
22 mm diameter/3-10 mm wall	25 mm	Stone wool 25 mm deep 35 kg/m <sup>3</sup>	None	EI 120 C/C
Maximum 165 mm diameter/ wall*	12.5 mm	12.5 mm stone wool 33 kg/m <sup>3</sup>	9 mm Elastomeric insulation minimum class D-s3, d0	E 90 C/U EI 45 C/U
			13 -25 mm Elastomeric insulation minimum class D-s3, d0	EI 60 C/U
40 mm diameter/1-14.2 mm wall*	12.5 mm	20 mm Stone wool 40 kg/m <sup>3</sup>	13 -19 mm Elastomeric insulation minimum class B-s3,d0	EI 120 C/C
40 mm diameter/1-14.2 mm wall*	25 mm	25 mm AES mineral fibre		E 120 C/C EI 60 C/C
50 mm diameter/1.3-14.2 mm wall*				
60 mm diameter/1.6-14.2 mm wall*				
75 mm diameter/2-14.2 mm wall*				
90 mm diameter/2.4-14.2 mm wall*				
100 mm diameter/2.7-14.2 mm wall*				
115 mm diameter/3.1-14.2 mm wall*				

#### Declaration of Performance

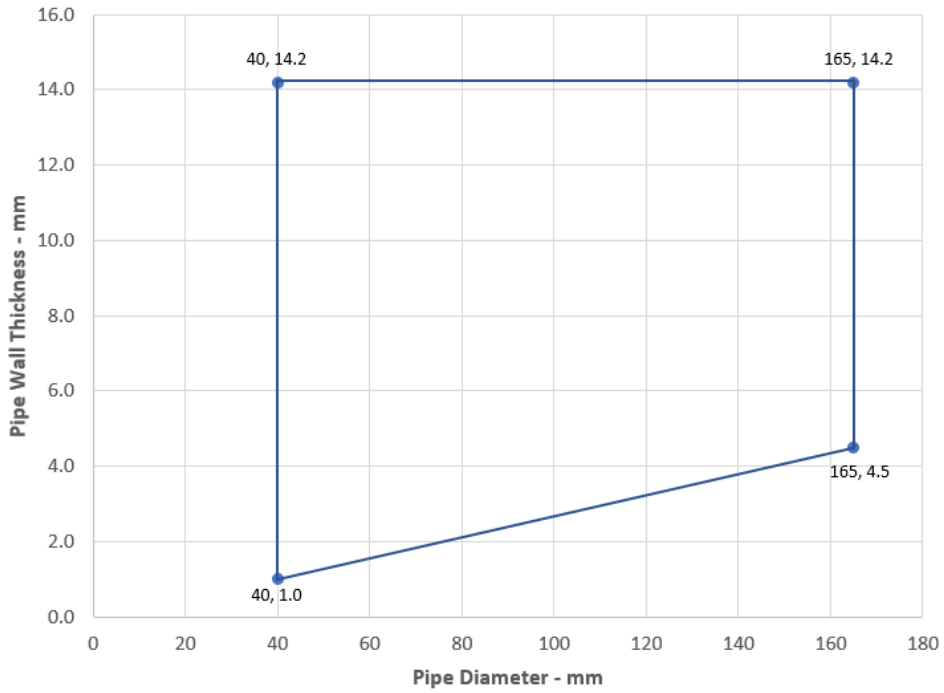
Sikacryl 621 Fire  
58967197  
2021.10 , ver. 1  
1549

Template for translation. Only for internal use

140 mm diameter/3.8-14.2 mm wall*				
165 mm diameter/4.5-14.2 mm wall*				

\* Typical pipe diameters shown, see below graph for intermediate sizes

### Steel Pipes with Elastomeric Insulation - C/U



**Declaration of Performance**  
 Sikacryl 621 Fire  
 58967197  
 2021.10 , ver. 1  
 1549

Template for translation. Only for  
 internal use



Services	Sealant depth	Backing	Insulation	Classification
Copper or steel pipe				
12 mm diameter/1-6 mm wall	25 mm	25 mm AES mineral fibre	9 mm Elastomeric insulation minimum class B-s3,d0	<b>EI 120 C/C</b>
12-54 mm diameter/1-14.2 mm wall*			9-13 mm Elastomeric insulation minimum class B-s3,d0	<b>E 120 C/C, EI 60 C/C</b>
12-54 mm diameter/1-14.2 mm wall*			13-25 mm Elastomeric insulation minimum class B-s3,d0	<b>EI 60 C/C</b>
<b>Alupex Composite Pipe</b>				
16 mm diameter/ wall*	12.5 mm	12.5 mm stone wool 33 kg/m <sup>3</sup>	9 mm Elastomeric insulation minimum class D-s3, d0	<b>E 120 C/C EI 90 C/C</b>
Maximum 75 mm diameter/ wall*			13-24 mm Elastomeric insulation minimum class D-s3, d0	<b>E 90 C/C EI 60 C/C</b>
			25 mm Elastomeric insulation minimum class D-s3, d0	<b>EI 90 C/C</b>
			9 mm Elastomeric insulation minimum class B-s3,d0	<b>EI 120 C/C</b>
16 mm diameter/2.25 mm wall	25 mm	25 mm AES mineral fibre	9-25 mm Elastomeric insulation minimum class B-s3,d0	<b>EI 60 C/C</b>
16 mm diameter/2.25 mm wall				
20 mm diameter/2.5 mm wall				
26 mm diameter/3 mm wall				
32 mm diameter/3 mm wall				
40 mm diameter/3.5 mm wall				
50 mm diameter/4 mm wall				
63 mm diameter/4.5 mm wall				
75 mm diameter/4.7 mm wall				

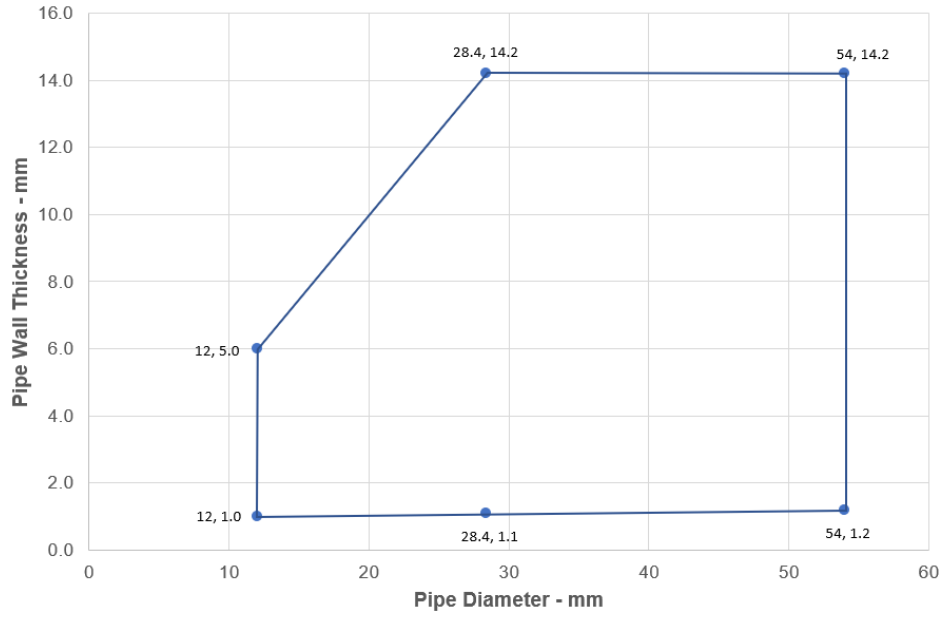
\* Typical pipe diameters shown, see below graph for intermediate sizes

#### Declaration of Performance

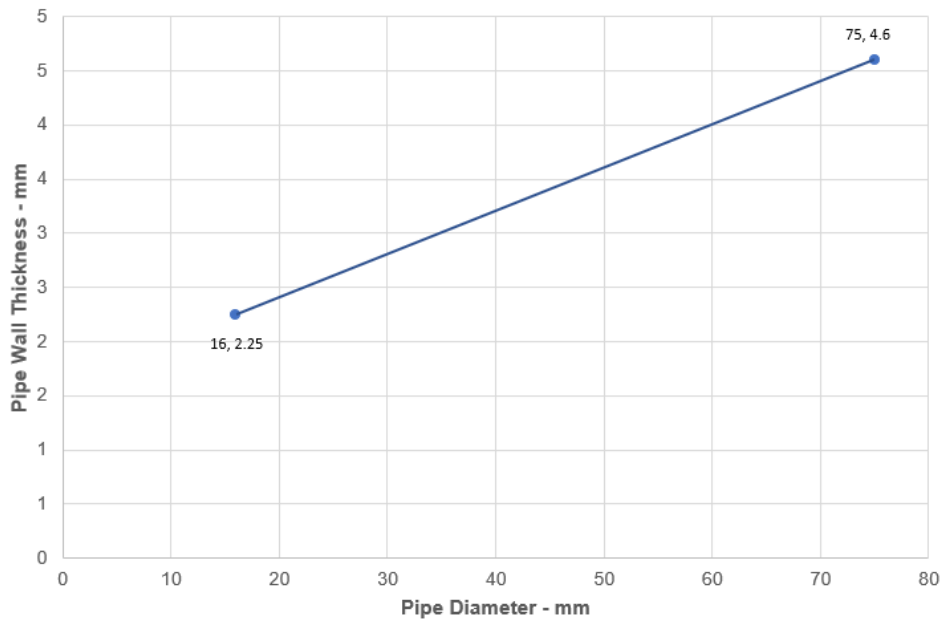
Sikacryl 621 Fire  
58967197  
2021.10 , ver. 1  
1549

Template for translation. Only for internal use

### Copper or Steel Pipes with Elastomeric Insulation - C/C



### Alupex Pipes with Elastomeric Insulation - C/C



**Declaration of Performance**  
 Sikacryl 621 Fire  
 58967197  
 2021.10 , ver. 1  
 1549

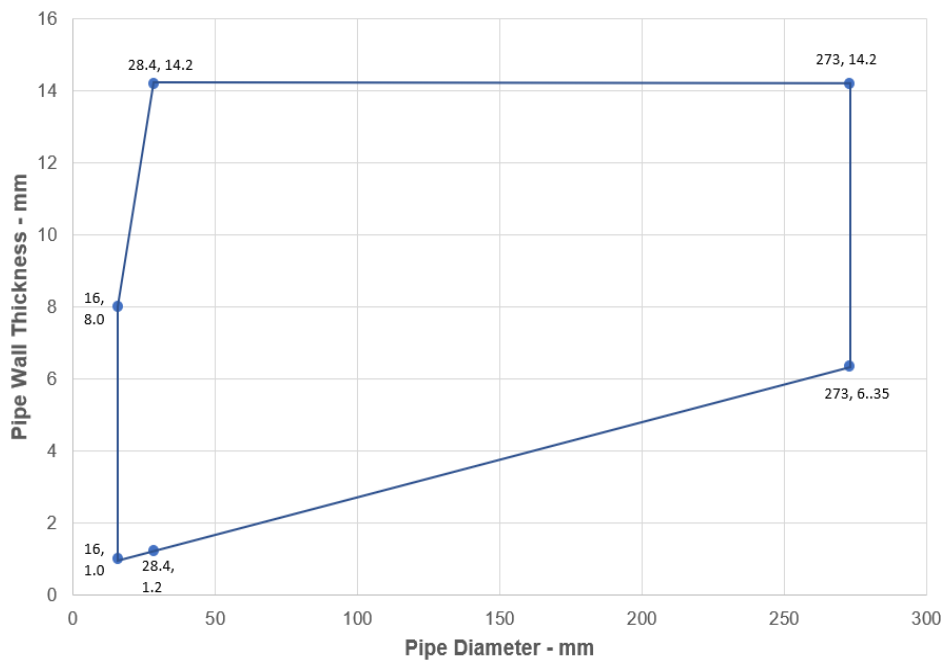
Template for translation. Only for  
 internal use

**A.3.2.1**

Services	Sealant depth	Backing (minimum )	Insulation	Classification
Mild or stainless steel pipe				
16 mm diameter/ wall*			15 mm thick phenolic insulation	EI 90 C/U
	25 mm	None	25 mm thick phenolic insulation	E 90 C/U, EI 60 C/U
Maximum 273 mm/ wall*			26-100 mm thick phenolic insulation	EI 60 C/U

\* Typical pipe diameters shown, see below graph for intermediate sizes

**Steel Pipes with Phenolic Insulation - C/U**



**Declaration of Performance**  
 Sikacryl 621 Fire  
 58967197  
 2021.10 , ver. 1  
 1549

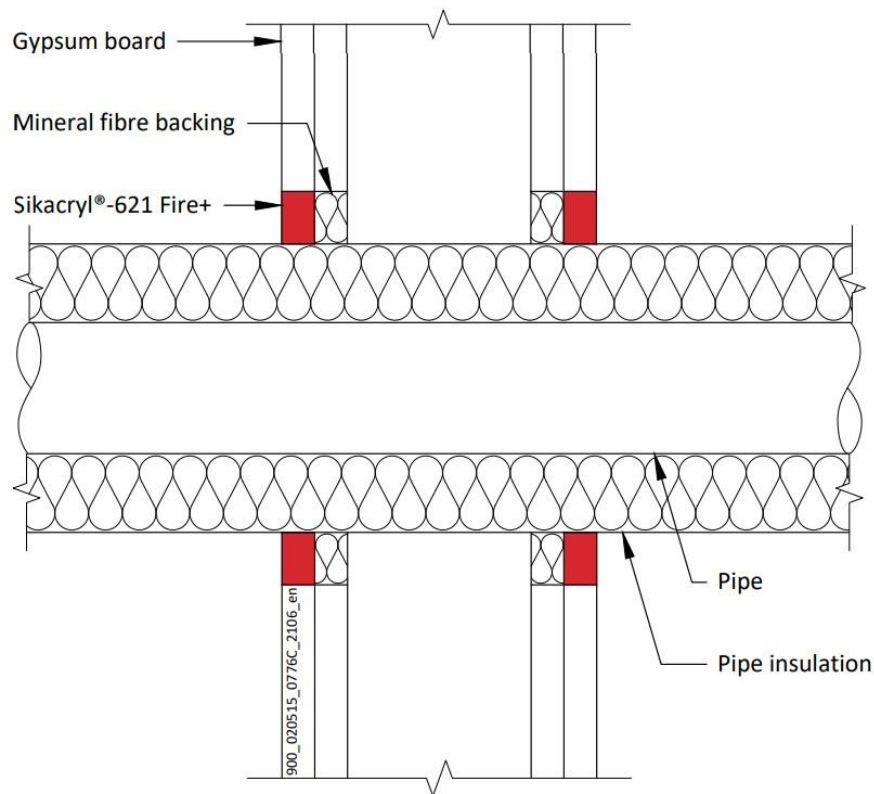
Template for translation. Only for internal use



### A.3.3 Double side penetration seal with metallic pipes

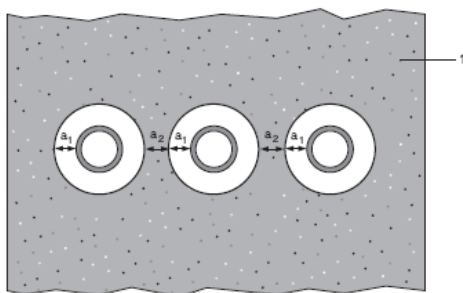
**Penetration Seal:** CS (Continuous Sustained) insulated metallic pipes (single) fitted at any position within the aperture, with 12.5 mm Sikacryl-621 Fire+ to both sides of the wall, backed with 12.5 mm deep stone wool insulation minimum 35 kg/m<sup>3</sup>. Minimum annular space 10 mm (A1) and minimum separation between penetration seals 30 mm (A2). Maximum seal size 300 x 300 mm / 504 mm Ø

Construction details:



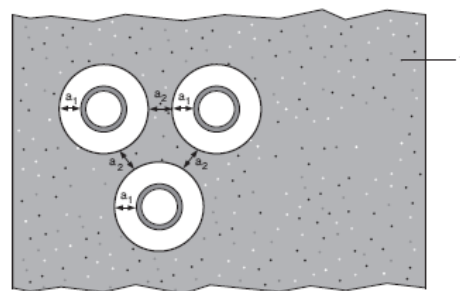
#### Configuration 1

Option 1



#### Configuration 2

Option 2



#### Key

- 1 Supporting construction
- a1 Pipe / top edge of seal separation
- a2 Pipe / side edge of seal separation
- a3 Pipe / pipe separation

#### Declaration of Performance

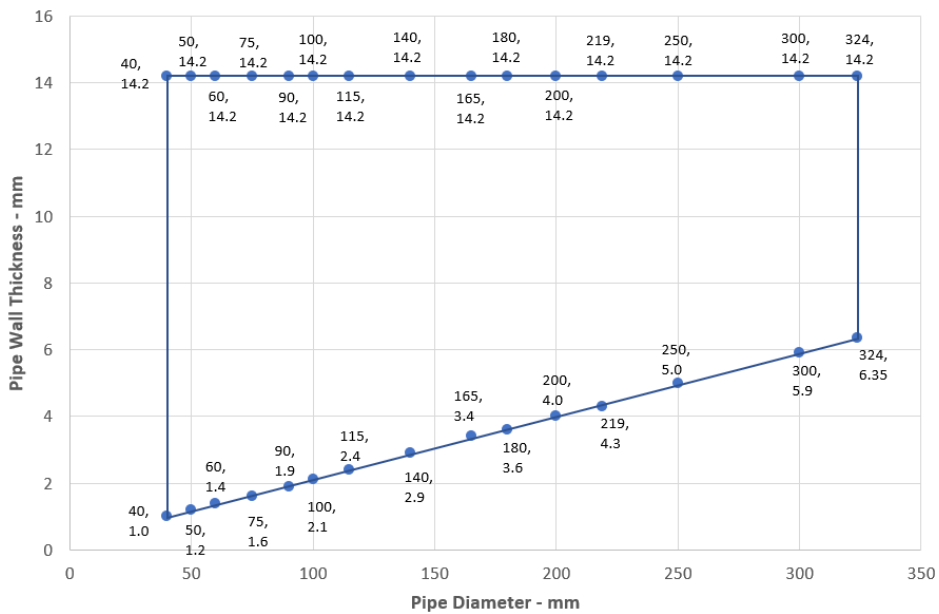
Sikacryl 621 Fire  
58967197  
2021.10 , ver. 1  
1549

Template for translation. Only for  
internal use

### A.3.3.1 Double side penetration seal with pipes

Services	Insulation	Classification
Mild or stainless steel pipe		
40 mm diameter/1-14.2 mm wall	20 mm thick stone, mineral wool min. 80 kg/m <sup>3</sup>	<b>E 120 C/U</b> <b>EI 90 C/U</b>
40 mm diameter/1-14.2 mm wall*	30-80 mm thick stone, mineral wool min. 80 kg/m <sup>3</sup>	
50 mm diameter/1.2-14.2 mm wall*		
60 mm diameter/1.4-14.2 mm wall*		
75 mm diameter/1.6-14.2 mm wall*		
90 mm diameter/1.9-14.2 mm wall*		
100 mm diameter/2.1-14.2 mm wall*		
115 mm diameter/2.4-14.2 mm wall*		
140 mm diameter/2.9-14.2 mm wall*		
165 mm diameter/ 3.4-14.2 mm wall*		
180 mm diameter/ 3.6-14.2 mm wall*		
200 mm diameter/ 4.0-14.2 mm wall*		
219 mm diameter/ 4.3-14.2 mm wall*		
250 mm diameter/ 5.0-14.2 mm wall*		
300 mm diameter/ 5.9-14.2 mm wall*		
324 mm diameter/ 6.35-14.2 mm wall*		

Steel Pipes with Mineral Wool Insulation - C/U



**Declaration of Performance**  
 Sikacryl 621 Fire  
 58967197  
 2021.10 , ver. 1  
 1549

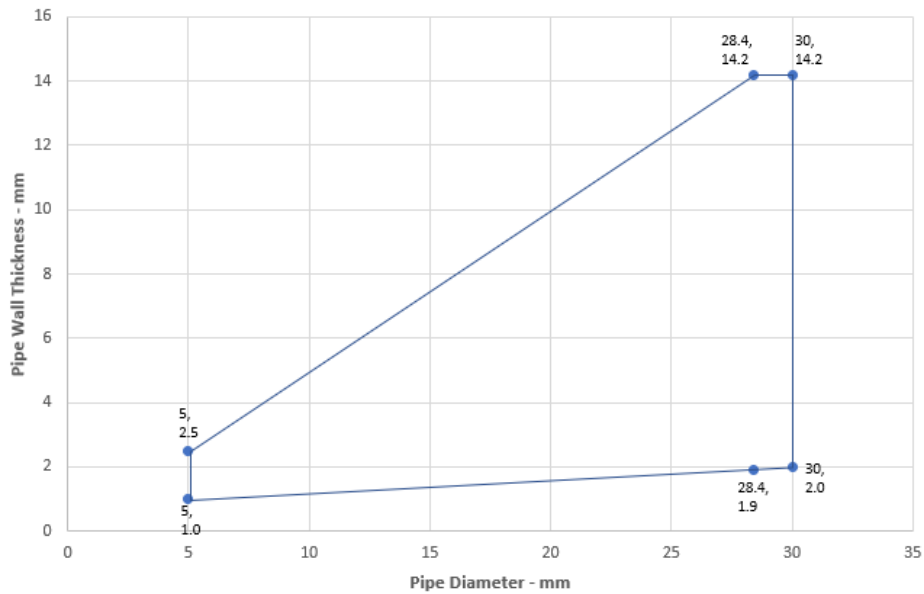
Template for translation. Only for  
 internal use



Services	Insulation	Classification
PEX pipe in pipe system		
15 mm diameter x 2.5 mm wall inner /25mm diameter outer	None	EI 120 C/C
Alupex pipe		
16-20 mm diameter/2.0 mm wall	None	EI 120 C/C
16-75 mm diameter/2.25-4.6 mm	20-50 mm thick glass wool or stone, mineral wool min. 75 kg/m <sup>3</sup>	EI 120 C/C
Mild or Stainless Steel pipe		
4 mm diameter/1.0-2.0 mm wall	None	EI 90 C/C
5-30 mm diameter/1.0-14.2 mm wall*		
30 mm diameter/2.0-14.2 mm wall		EI 120 C/U
Copper or Steel pipe		
6-12 mm diameter/0.7-6.0 mm wall*	None	E 90 C/C, EI 60 C/C
13-22 mm diameter/0.7-11 mm wall*		E 90 C/C, EI 30 C/C
12-54 mm diameter/0.9-14.2 mm wall*	20-80 mm thick stone, mineral wool min. 80 kg/m <sup>3</sup>	E 120 C/C, EI 60 C/C

\* See below graphs for interpolated pipe sizes

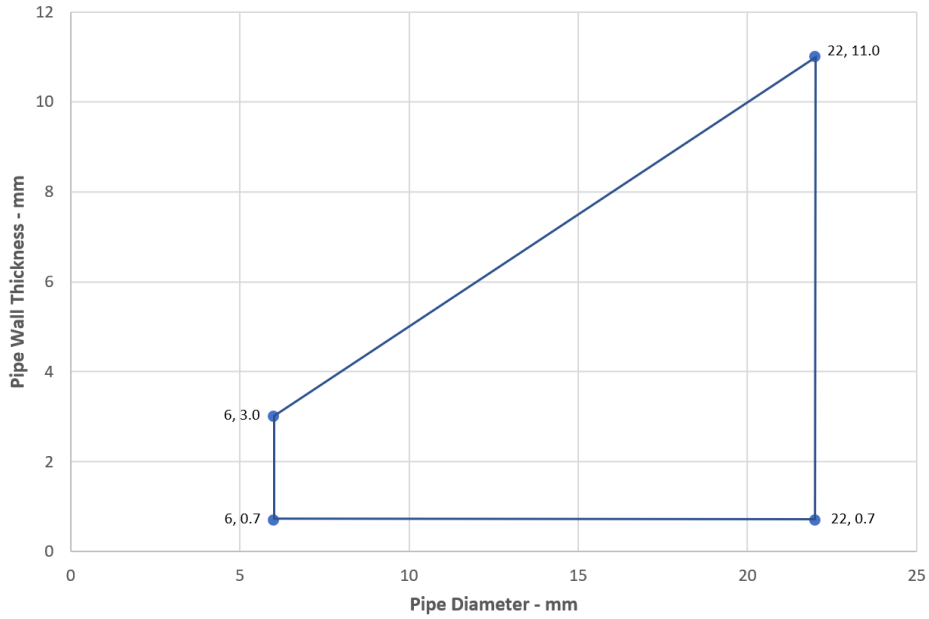
Steel Pipes - C/C



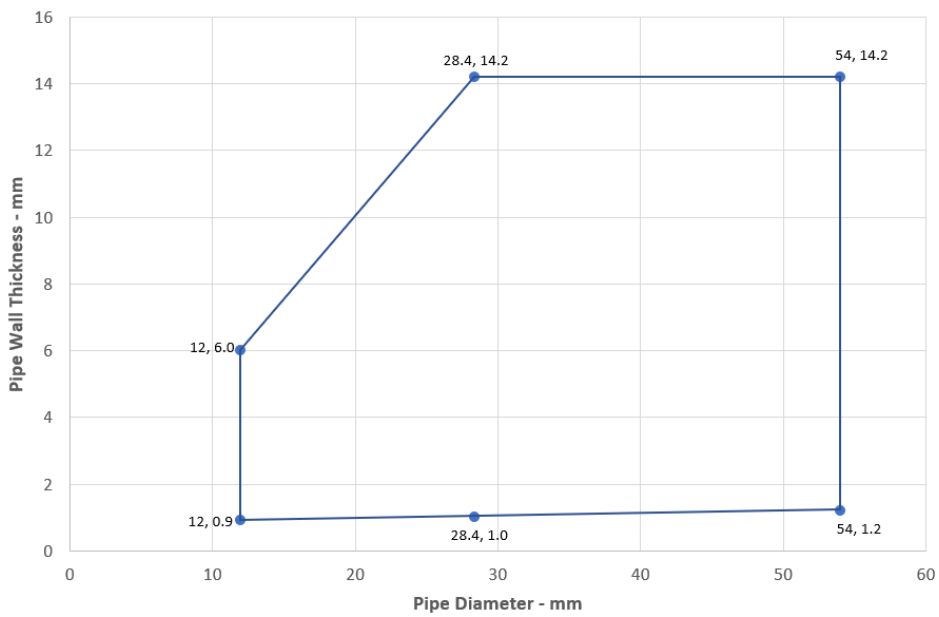
**Declaration of Performance**  
 Sikacryl 621 Fire  
 58967197  
 2021.10 , ver. 1  
 1549

Template for translation. Only for  
 internal use

### Copper or Steel Pipes - C/C



### Copper or Steel Pipes with Mineral Wool Insulation - C/C



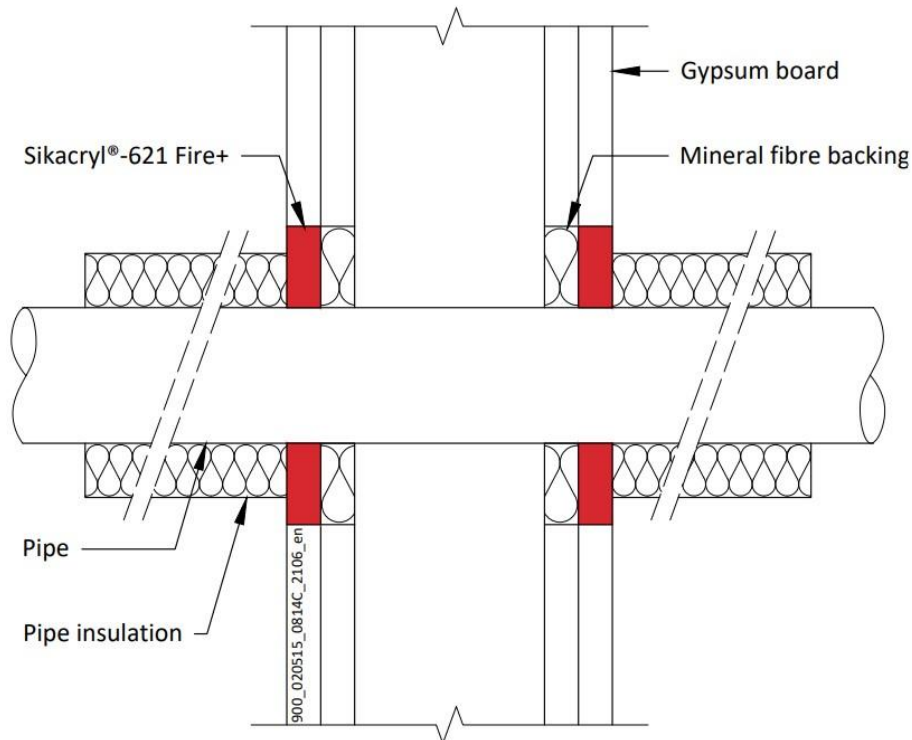
**Declaration of Performance**  
 Sikacryl 621 Fire  
 58967197  
 2021.10 , ver. 1  
 1549

Template for translation. Only for  
 internal use

### A.3.4 Double side penetration seal with composite pipes

**Penetration Seal:** CI (Continuous Interrupted) or CS (Continuous Sustained) insulated composite pipes (single) fitted at any position within the aperture, with Sikacryl-621 Fire+ to both sides of the wall, minimum 10 mm seal width around service, maximum seal size 300 x 300 mm, backed with stonewool.

Construction details:



#### A.3.4.1

Services	Sealant depth	Backing (minimum)	Insulation (minimum)	Classification
Alupex Composite Pipe				
16 mm diameter/2.25 mm wall	12.5 mm	12.5 mm stonewool 40 kg/m <sup>3</sup>	20 mm stonewool 80 kg/m <sup>3</sup> , 500 mm length from both sides of the seal	EI 120 C/C
20 mm diameter/2.5 mm wall				
26 mm diameter/3 mm wall				
32 mm diameter/3 mm wall				
40 mm diameter/3.5 mm wall				
50 mm diameter/4 mm wall				
63 mm diameter/4.5 mm wall				
75 mm diameter/4.7 mm wall				

#### Declaration of Performance

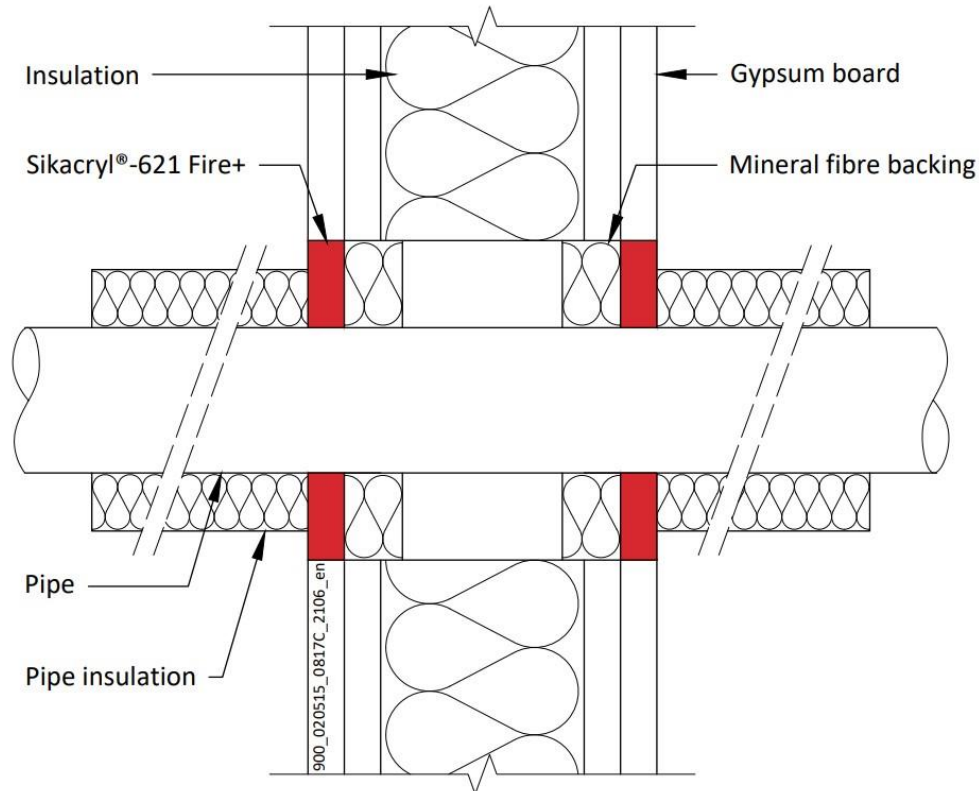
Sikacryl 621 Fire  
58967197  
2021.10 , ver. 1  
1549

Template for translation. Only for internal use

### A.3.5 Double side penetration seal with metallic (and composite) pipes

**Penetration Seal:** LI (Local Interrupted) of minimum length stated below or CI (Continuous Interrupted) insulated metallic pipes and composite (single) fitted at any position within the aperture, with Sikacryl-621 Fire+ to both sides of the wall, min. 10 mm seal width around service, backed with stone wool insulation or 'AES mineral fibre'.

Construction details:



#### A.3.5.1

Services	Sealant depth	Backing (minimum )	Insulation (minimum)	Classification
<b>Maximum aperture size 300 x 300 mm</b>				
Copper or steel pipe up to 54 mm diameter/1-14.2 mm wall	12.5 mm	20 mm Stone wool 40 kg/m <sup>3</sup>	500 mm length of 20 mm stone wool 80 kg/m <sup>3</sup>	<b>EI 120 C/U</b>
Alupex composite pipe 75 mm diameter/7.5 mm wall		20 mm Stone wool 140 kg/m <sup>3</sup>	600 mm length of 25 mm AES mineral fibre	<b>EI 60 C/U</b>

#### Declaration of Performance

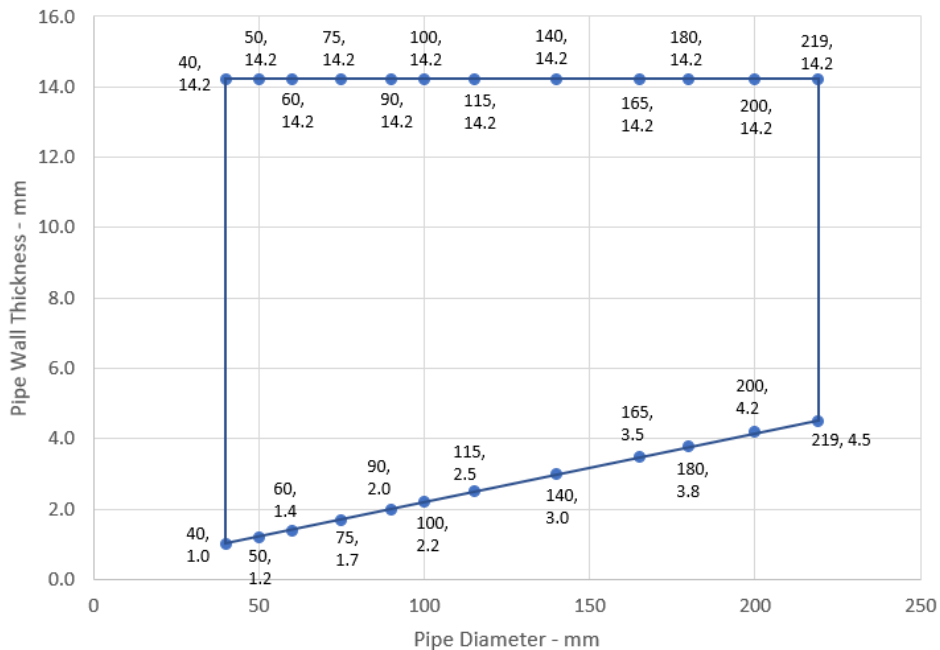
Sikacryl 621 Fire  
58967197  
2021.10 , ver. 1  
1549

Template for translation. Only for internal use

Services	Sealant depth	Backing (minimum )	Insulation (minimum)	Classification
Mild or stainless steel pipe				
<b>Maximum aperture size 300 x 300 mm</b>				
40 mm diameter/1-14.2 mm wall	12.5 mm	20mm Stone wool 40 kg/m <sup>3</sup>	500 mm length of 20 mm stone wool 80 kg/m <sup>3</sup>	EI 120 C/U
40 mm diameter/1-14.2 mm wall*			500 mm length of 30 mm stone wool 80 kg/m <sup>3</sup>	
50 mm diameter/1.2-14.2 mm wall*				
60 mm diameter/1.4-14.2 mm wall*				
75 mm diameter/1.7-14.2 mm wall*				
90 mm diameter/2-14.2 mm wall*				
100 mm diameter/2.2-14.2 mm wall*				
115 mm diameter/2.5-14.2 mm wall*			12.5 mm	20mm Stone wool 40 kg/m <sup>3</sup>
140 mm diameter/3-14.2 mm wall*				
165 mm diameter/3.5-14.2 mm wall*				
180 mm diameter/3.8-14.2 mm wall*				
200 mm diameter/4.2-14.2 mm wall*				
219 mm diameter/4.5-14.2 mm wall*	12.5 mm	20mm Stone wool 40 kg/m <sup>3</sup>	500 mm length of 30 mm stone wool 80 kg/m <sup>3</sup>	E 120 C/U, EI 90 C/U
180 mm diameter/3.8-14.2 mm wall*				
200 mm diameter/4.2-14.2 mm wall*				
219 mm diameter/4.5-14.2 mm wall*				

\* Typical pipe diameters shown, see below graph for intermediate sizes

Steel Pipes with Mineral Wool Insulation - C/U



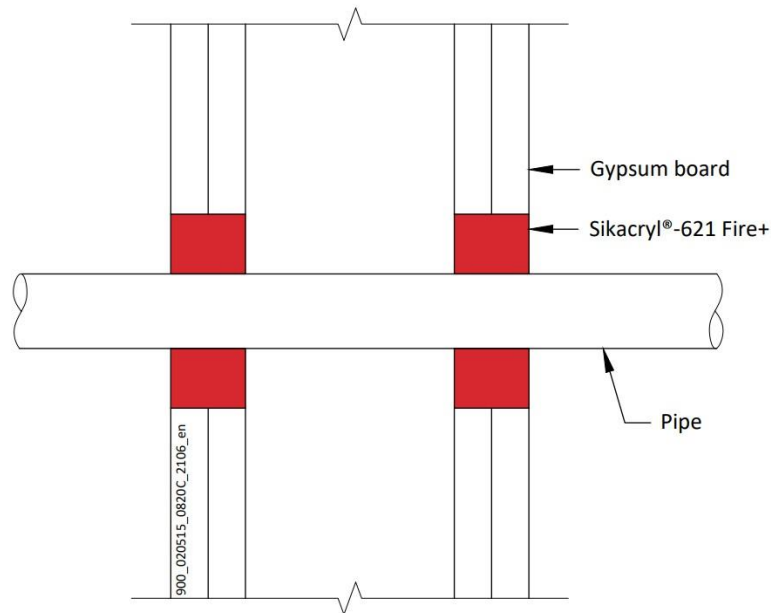
**Declaration of Performance**  
 Sikacryl 621 Fire  
 58967197  
 2021.10 , ver. 1  
 1549

Template for translation. Only for internal use

### A.3.6 Double side penetration seal with plastic pipes

**Penetration Seal:** Combustible pipes (single) fitted at any position within the aperture, with Sikacryl-621 Fire+ to both sides of the wall, Minimum annular space 10 mm and minimum separation between penetration seals 30 mm (A2).

Construction details:



#### A.3.6.1

Pipe material	Sealant depth	Pipe size	Maximum Annular space	Classification
PVC-U pipe according to EN 1329-1, EN 1452-1 and EN 1453-1, PVC-C according to EN 1566-1	25 mm	6-32 mm $\varnothing$ /1.0-2.4 mm wall*	10 mm	EI 120 U/C
		6-32 mm $\varnothing$ /1.0-1.6 mm wall	30 mm	E 120 U/C, EI 90 U/C
		20 mm $\varnothing$ /2.2 mm wall		EI 120 C/C
PP pipe according to EN 1451-1 or DIN 8077/8078		20 mm $\varnothing$ /2.2-4.4 mm wall	30 mm	EI 120 U/C
		20-32 mm $\varnothing$ /1.8-4.4 mm wall		EI 60 U/C
PE pipe according to EN 1519-1, EN 12201-2 and EN 12666-1, ABS according to EN 1455-1 and pipes made from SAN+PVC according to EN 1565-1		20 mm $\varnothing$ /2.0 mm wall	30 mm	EI 60 C/C
		20-32 mm $\varnothing$ /2.0-3.0 mm wall	30 mm	EI 120 U/C
Uponor Wirsbo PEX pipe in pipe system according to ISO 15875			Diameter up to 54 mm/0.4 mm wall thickness (outer pipe), 28 mm diameter/4.0 mm wall thickness (inner pipe)	30 mm
				E 60 C/C, EI 45 C/C

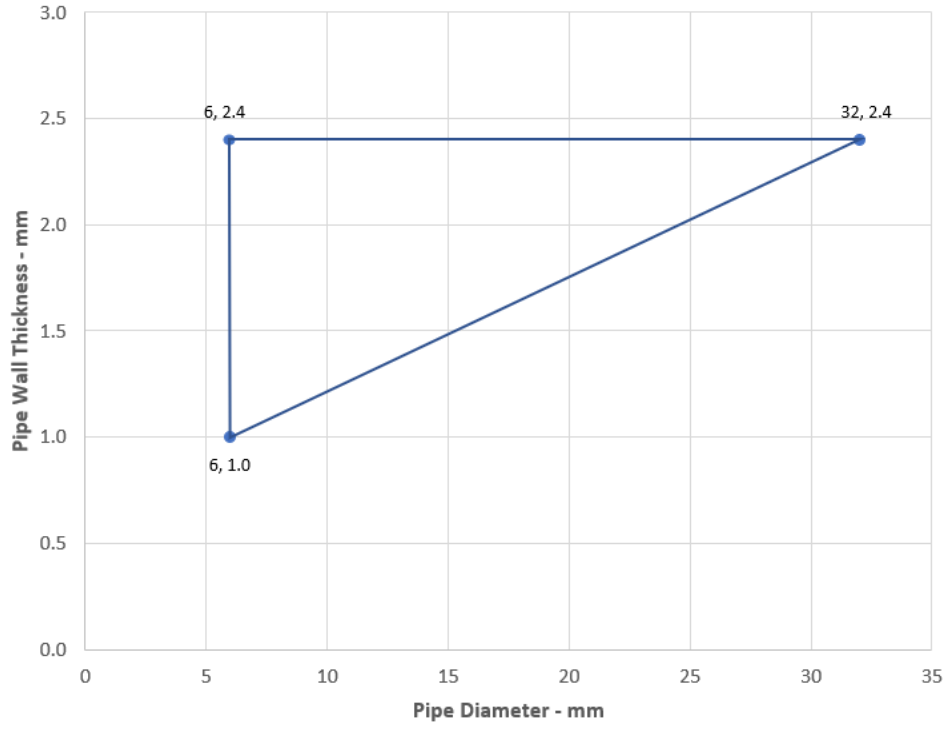
\* See below graphs for interpolated pipe sizes

#### Declaration of Performance

Sikacryl 621 Fire  
58967197  
2021.10, ver. 1  
1549

Template for translation. Only for internal use

### PVC-U Pipes - U/C



**Declaration of Performance**  
Sikacryl 621 Fire  
58967197  
2021.10 , ver. 1  
1549

119/164

Template for translation. Only for  
internal use

**BUILDING TRUST**

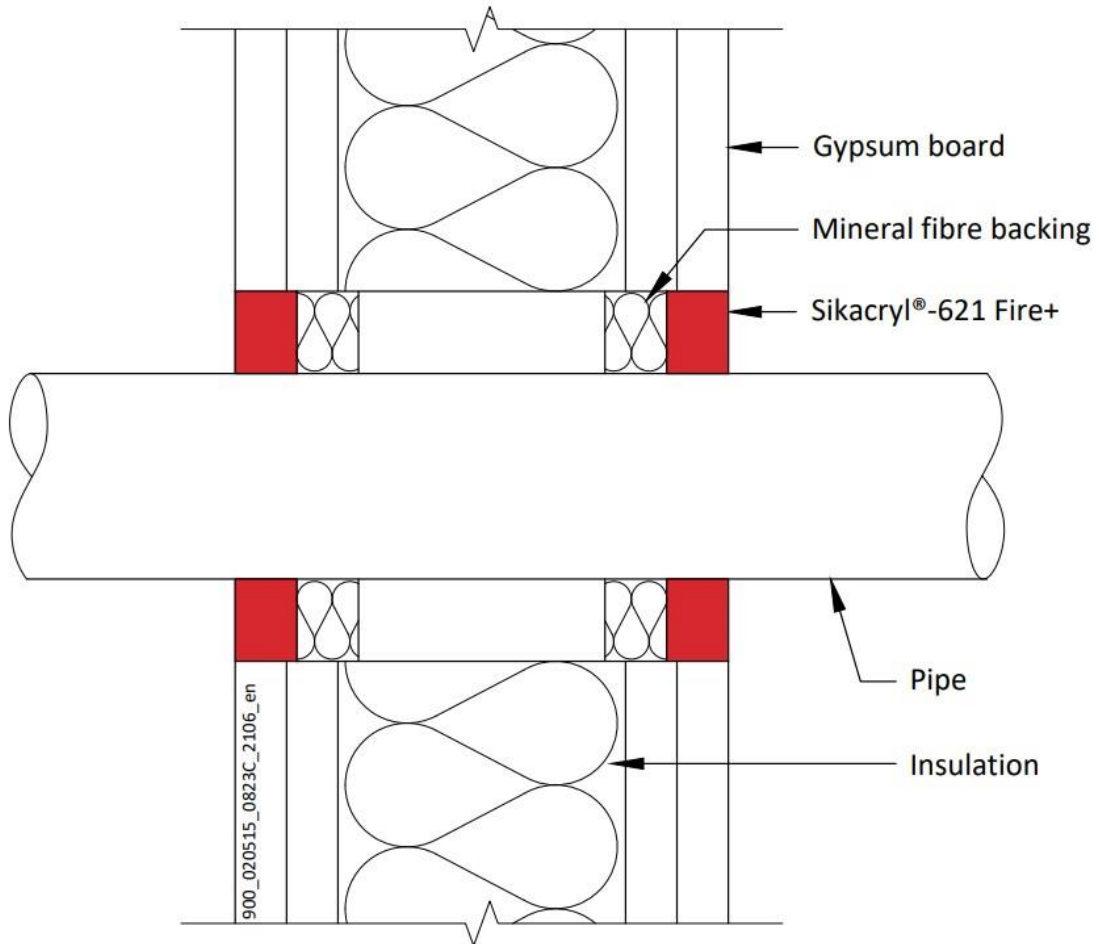


**A.4 Flexible and rigid wall constructions according to 2.2) with wall thickness of minimum 120 mm**

**A.4.1 Double side penetration seal with cables**

**Penetration Seal:** Non-insulated metallic pipes (single) fitted at any position within the aperture, with 15 mm deep Sikacryl-621 Fire+ to both sides of the wall, backed with stone wool insulation.

Construction details:



**A.4.1.1**

Services	Sealant depth	Backing	Classification
Mild or stainless steel pipe			
30 -324 mm diameter /1.6-14.2 mm wall	15 mm	15 mm stone wool	<b>E 120 C/U</b>
Copper or steel pipe			
12 -54 mm diameter /0.9-14.2 mm wall	15 mm	15 mm stone wool	<b>E 120 C/C</b>
Alupex Pipe			
16-75 mm diameter/2.0-4.6 mm wall	15 mm	15 mm stone wool	<b>E 120 C/C, EI 30 C/C</b>

**Declaration of Performance**  
 Sikacryl 621 Fire  
 58967197  
 2021.10 , ver. 1  
 1549

Template for translation. Only for internal use

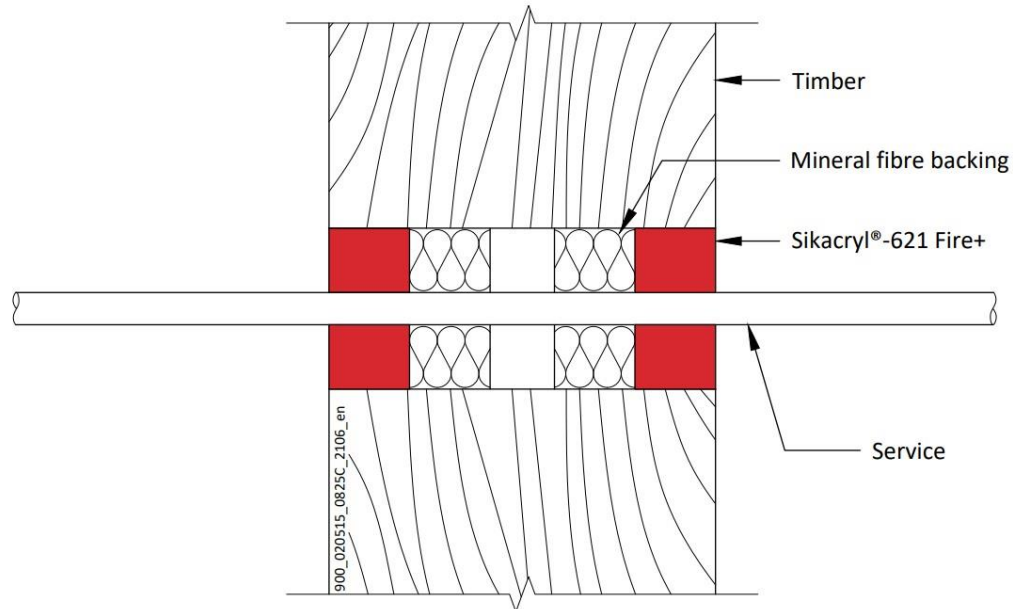


## A.5 Timber wall constructions with wall thickness of minimum 100 mm

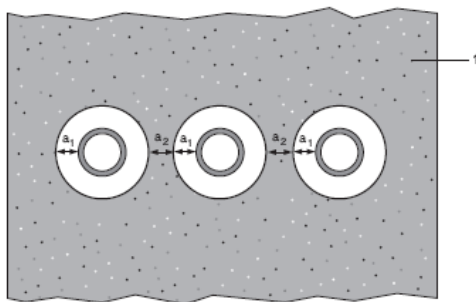
### A.5.1 Double side penetration seal with cables

**Penetration Seal:** Cables fitted at any position within the aperture, sealed with Sikacryl-621 Fire+, minimum 25 mm deep to both sides of the wall and backed with stone wool insulation (minimum 33kg/m<sup>3</sup>), minimum 25 mm deep. Minimum annular space 10 mm (a1) and minimum separation between penetration seals 0 mm (a2).

Construction details:



#### Configuration 1



#### Key

- 1 Supporting construction
- a1 Pipe / edge of seal separation (annular space)
- a2 Separation between penetration seals

#### A.5.1.1

Services	Sealant depth	Backing	Maximum aperture	Classification
None (blank)	25 mm	Stone wool 25 mm deep min. 33kg/m <sup>3</sup>	Ø 180 mm	EI 120
Cables up to 14 mm Ø, single or in bundles up to 100 mm Ø				EI 90
Cables up to 21 mm Ø, single or in bundles up to 100 mm Ø				E 90, EI 30
Cables up to 50 mm Ø, single or in bundles up to 100 mm Ø				E 90, EI 30
Telecom cables up to 14 mm Ø, single or in bundles up to 100 mm Ø				E 90, EI 60

#### Declaration of Performance

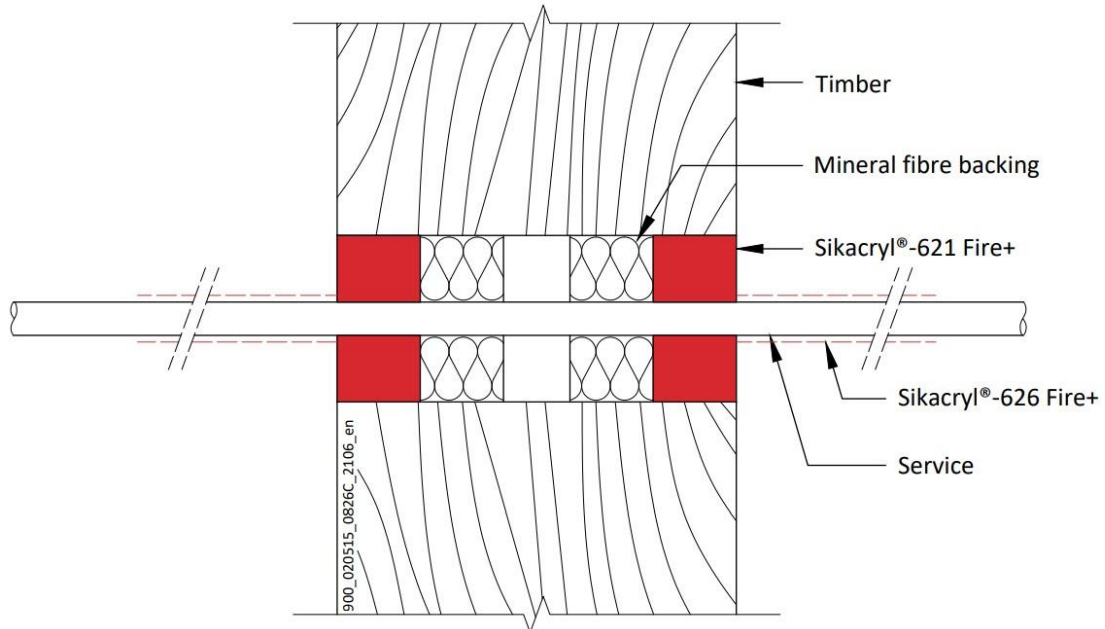
Sikacryl 621 Fire  
58967197  
2021.10, ver. 1  
1549

Template for translation. Only for internal use

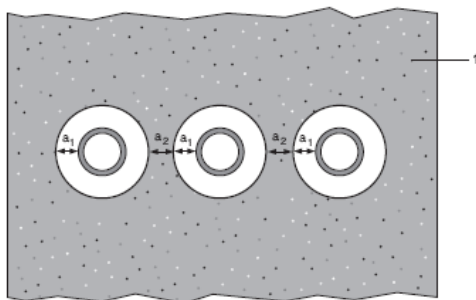
### A.5.2 Double side penetration seal with cables and Sikacryl®-626 Fire+

**Penetration Seal:** Cables fitted at any position within the aperture with Sikacryl®-626 Fire+, sealed with Sikacryl®-621 Fire+, minimum 25 mm deep to both sides of the wall and backed with stone wool insulation (minimum 33kg/m<sup>3</sup>), minimum 25 mm deep. Minimum annular space 10 mm (a1) and minimum separation between penetration seals 0 mm (a2).

Construction details:



#### Configuration 1



#### Key

- 1 Supporting construction
- a1 Pipe / edge of seal separation (annular space)
- a2 Separation between penetration seals

#### A.5.2.1

Services	Sealant depth	Backing	Maximum aperture	Insulation, minimum	Classification
None (blank)	25 mm	Stone wool 25 mm deep min. 33kg/m <sup>3</sup>	Ø 180 mm	Sikacryl®-626 Fire+, 260-micron DFT extending 150 mm from both sides of the seal	EI 120
Cables up to 21 mm Ø, single					EI 90
Cables up to 50 mm Ø, single or in bundles up to 100 mm Ø					E 90, EI 60

#### Declaration of Performance

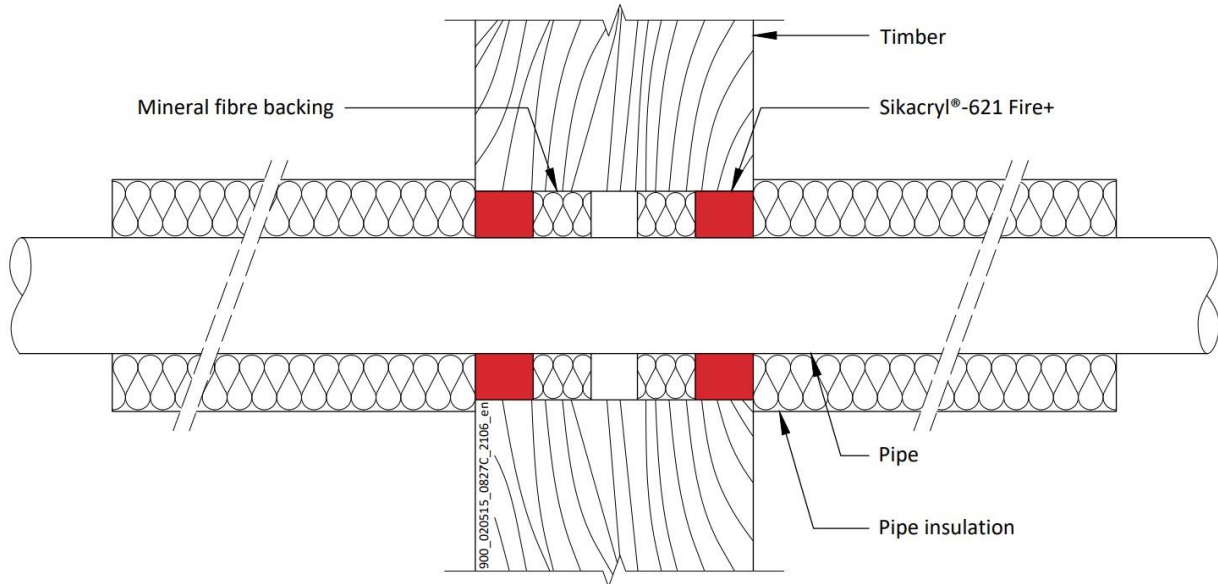
Sikacryl 621 Fire  
58967197  
2021.10, ver. 1  
1549

Template for translation. Only for internal use

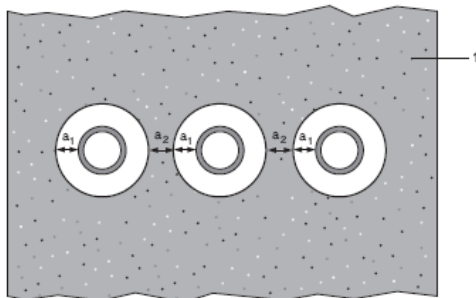
### A.5.3 Double side penetration seal with metallic pipes

**Penetration Seal:** 500 mm (min.) LI (Local Interrupted) or CI (Continuous Interrupted) insulated metallic pipes and composite pipes (single) with glass wool or stone, mineral wool min. 75 kg/m<sup>3</sup>, fitted at any position within the aperture, with Sikacryl-621 Fire+ to both sides of the wall, backed with stone wool insulation (minimum 33kg/m<sup>3</sup>), minimum 25 mm deep. Minimum annular space 10 mm (a1) and minimum separation between penetration seals 0 mm (a2).

Construction details:



**Configuration 1**



**Key**

- 1 Supporting construction
- a1 Pipe / edge of seal separation (annular space)
- a2 Separation between penetration seals

**Declaration of Performance**

Sikacryl 621 Fire  
58967197  
2021.10 , ver. 1  
1549

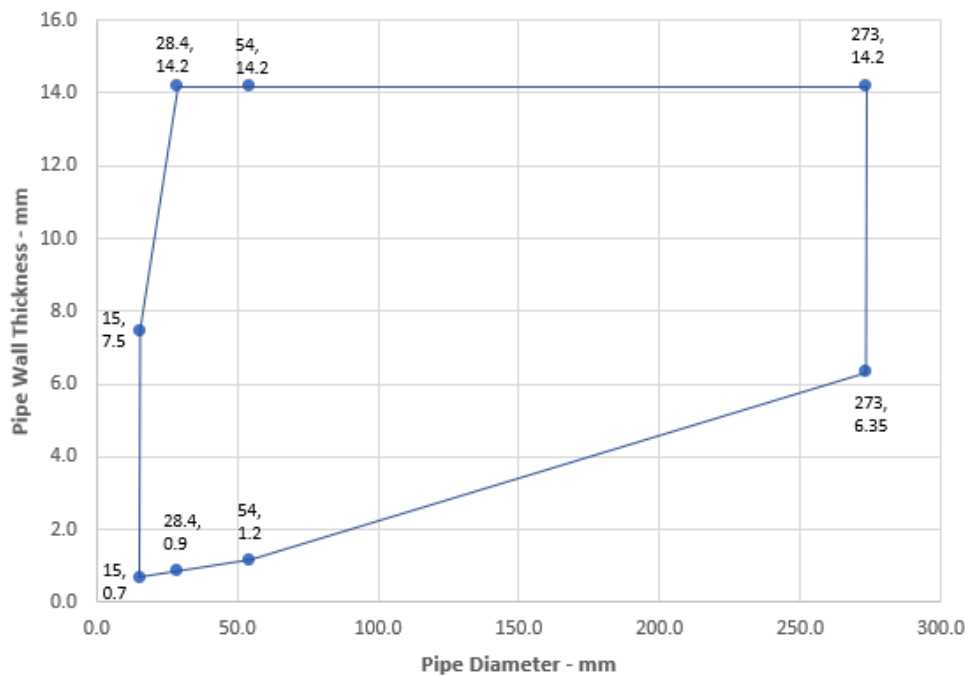
Template for translation. Only for internal use

### A.5.3.1

Services	Maximum aperture	Sealant depth	Backing	Insulation, minimum	Classification
Mild or stainless steel pipe					
Maximum 273 mm diameter /6.35-14.2 mm wall*	Ø 293 mm	25 mm	Stone wool 25 mm deep min. 33kg/m <sup>3</sup>	25 mm glass wool or stone, mineral wool min. 75 kg/m <sup>3</sup> , 500 mm length from both sides of the seal	E 90 C/C, EI 60 C/C
Copper or steel pipe					
Maximum 54 mm diameter /1.2-14.2 mm wall*	Ø 180 mm	25 mm	Stone wool 25 mm deep min. 33kg/m <sup>3</sup>	20 mm glass wool or stone, mineral wool min. 75 kg/m <sup>3</sup> , 500 mm length from both sides of the seal	E 90 C/C, EI 60 C/C
Alupex Pipe					
Maximum 75 mm diameter/wall 2.25-4.6 mm wall*	Ø 180 mm	25 mm	Stone wool 25 mm deep min. 33kg/m <sup>3</sup>	25 mm glass wool or stone, mineral wool min. 75 kg/m <sup>3</sup> , 500 mm length from both sides of the seal	EI 90 C/C

\* Typical pipe diameters shown, see below graph for intermediate sizes

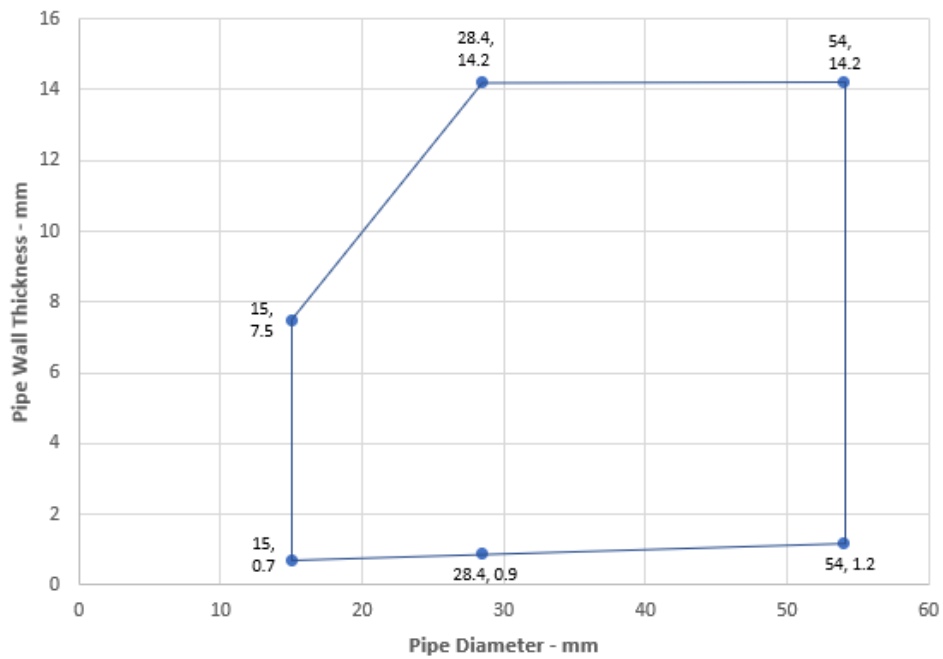
**Steel Pipes with Glass Wool or Mineral Wool Insulation - C/C**



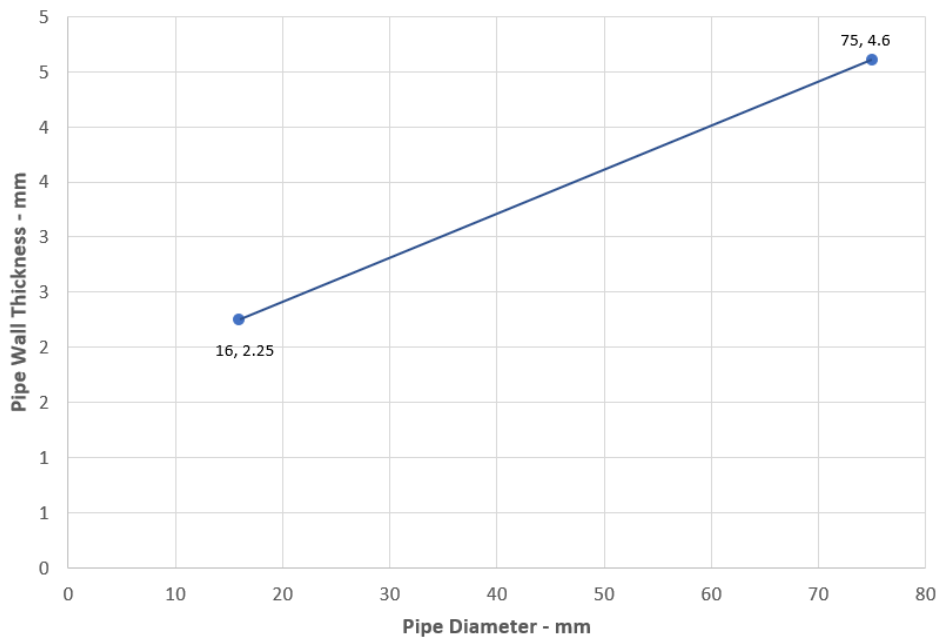
**Declaration of Performance**  
 Sikacryl 621 Fire  
 58967197  
 2021.10 , ver. 1  
 1549

Template for translation. Only for internal use

**Copper or Steel Pipes with Glass Wool or Mineral Wool  
Insulation - C/C**



**Alupex Pipes with Glass Wool or Mineral Wool Insulation -  
C/C**



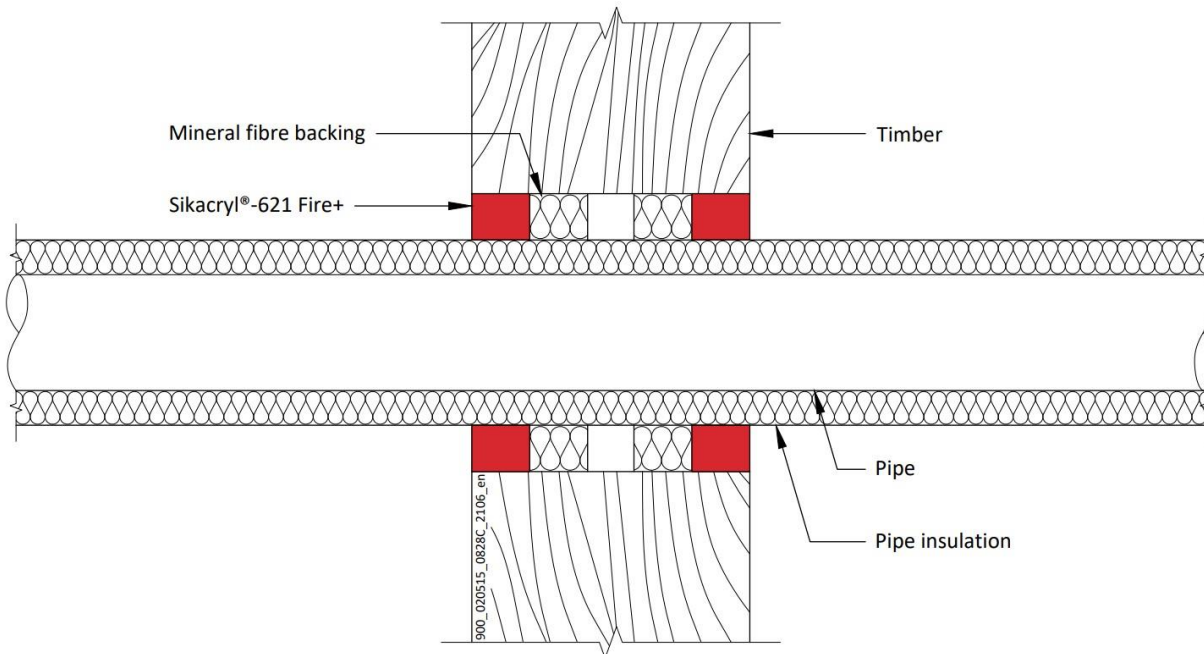
**Declaration of Performance**  
Sikacryl 621 Fire  
58967197  
2021.10 , ver. 1  
1549

Template for translation. Only for  
internal use

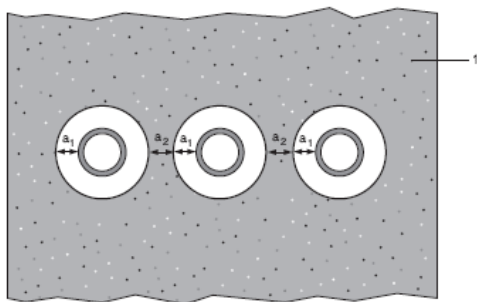
### A.5.4 Double side penetration seal with metallic pipes

**Penetration Seal:** CS (Continuous Sustained) insulated metallic pipes (single) fitted at any position within the aperture, with Sikacryl-621 Fire+ to both sides of the wall, min. 10 mm seal width around service, backed with stone, mineral wool min. 33 kg/m<sup>3</sup>. Minimum annular space 10 mm and maximum 30 mm (a1), and minimum separation between penetration seals 0 mm (a2).

Construction details:



**Configuration 1**



**Key**

- 1 Supporting construction
- a1 Pipe / edge of seal separation (annular space)
- a2 Separation between penetration seals

**Declaration of Performance**

Sikacryl 621 Fire  
58967197  
2021.10 , ver. 1  
1549

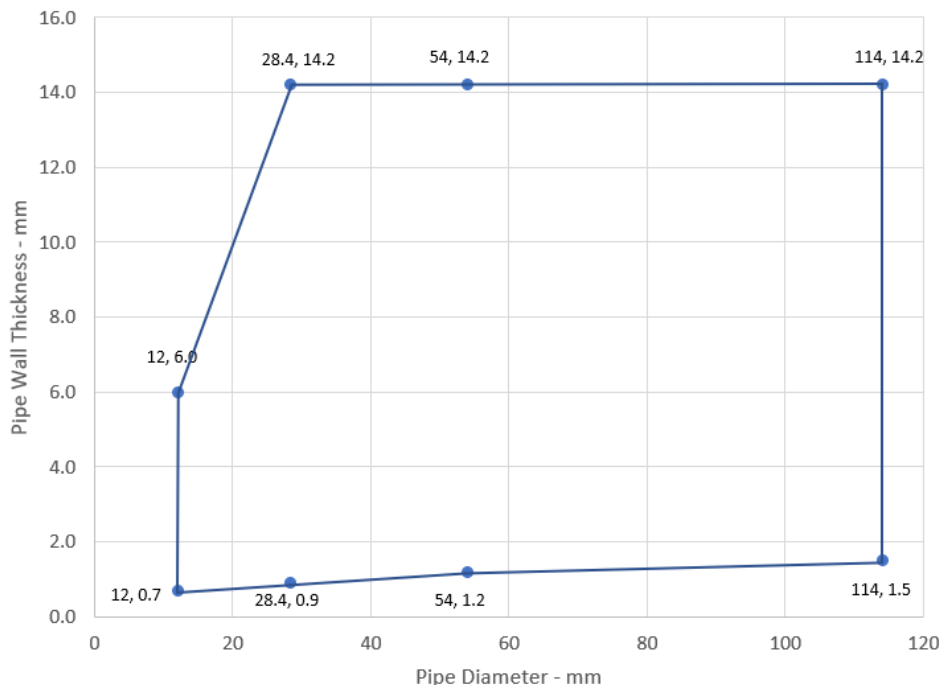
Template for translation. Only for internal use

### A.5.4.1

Services	Sealant depth	Backing	Insulation, minimum	Classification
<b>Mild or stainless steel pipe</b>				
Maximum 114 mm diameter /1.5-14.2 mm wall*	25 mm	Stone wool 25 mm deep min. 33kg/m <sup>3</sup>	9-25 mm Elastomeric insulation minimum class D-s3, d0	<b>EI 30 C/U</b>
<b>Copper or steel pipe</b>				
Maximum 12 mm diameter /0.7-6 mm wall*	25 mm	Stone wool 25 mm deep min. 33kg/m <sup>3</sup>	9 mm Elastomeric insulation minimum class D-s3, d0	<b>E 90 C/C, EI 60 C/C</b>
Maximum 54 mm diameter /1.2-14.2 mm wall*			10-25 mm Elastomeric insulation minimum class D-s3, d0	<b>E 60 C/C, EI 30 C/C</b>
Maximum 54 mm diameter /1.2-14.2 mm wall*				<b>E 30 C/C, EI 20 C/C</b>
<b>Alupex Pipe</b>				
Maximum 16 mm diameter/wall 2.25 mm wall*	25 mm	Stone wool 25 mm deep min. 33kg/m <sup>3</sup>	9 mm Elastomeric insulation minimum class D-s3, d0	<b>EI 90 C/C</b>
Maximum 75 mm diameter/wall 4.6 mm wall*			10-25 mm Elastomeric insulation minimum class D-s3, d0	<b>E 60 C/C, EI 45 C/C</b>
Maximum 75 mm diameter/wall 4.6 mm wall*				<b>EI 45 C/C</b>

\* Typical pipe diameters shown, see below graph for intermediate sizes

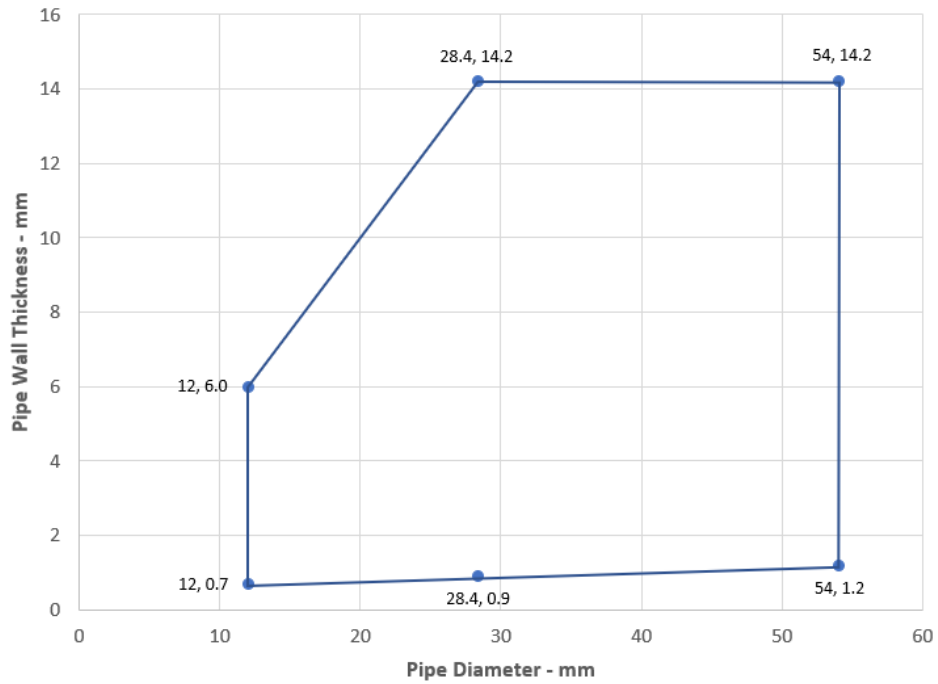
Steel Pipes with Elastomeric Insulation - C/C



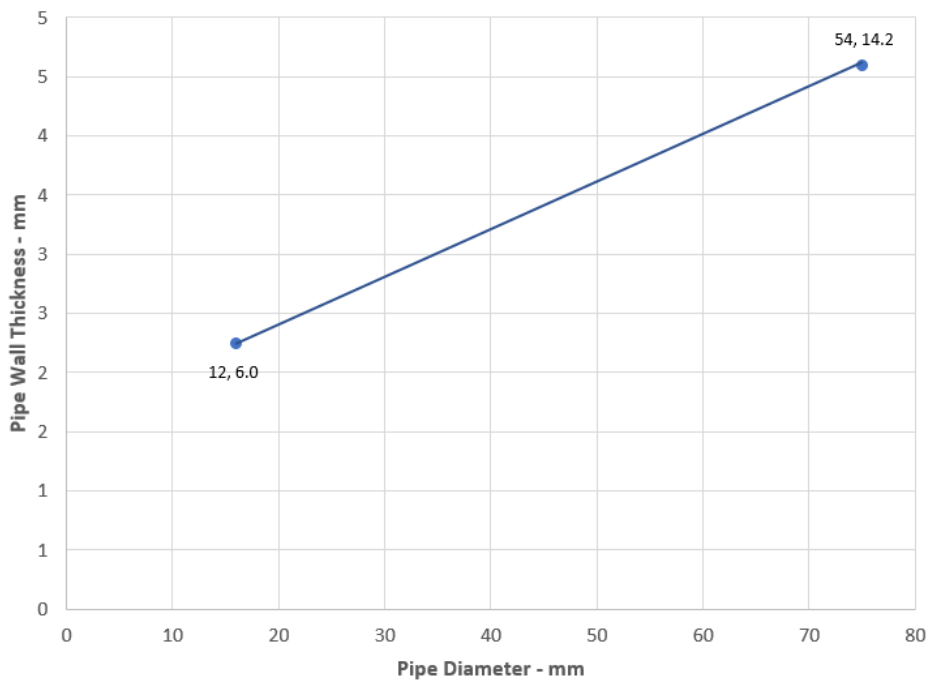
**Declaration of Performance**  
 Sikacryl 621 Fire  
 58967197  
 2021.10 , ver. 1  
 1549

Template for translation. Only for  
 internal use

### Copper or Steel Pipes with Elastomeric Insulation - C/C



### Alupex Pipes with Elastomeric Insulation - C/C



#### Declaration of Performance

Sikacryl 621 Fire  
58967197  
2021.10 , ver. 1  
1549

128/164

Template for translation. Only for  
internal use

**BUILDING TRUST**

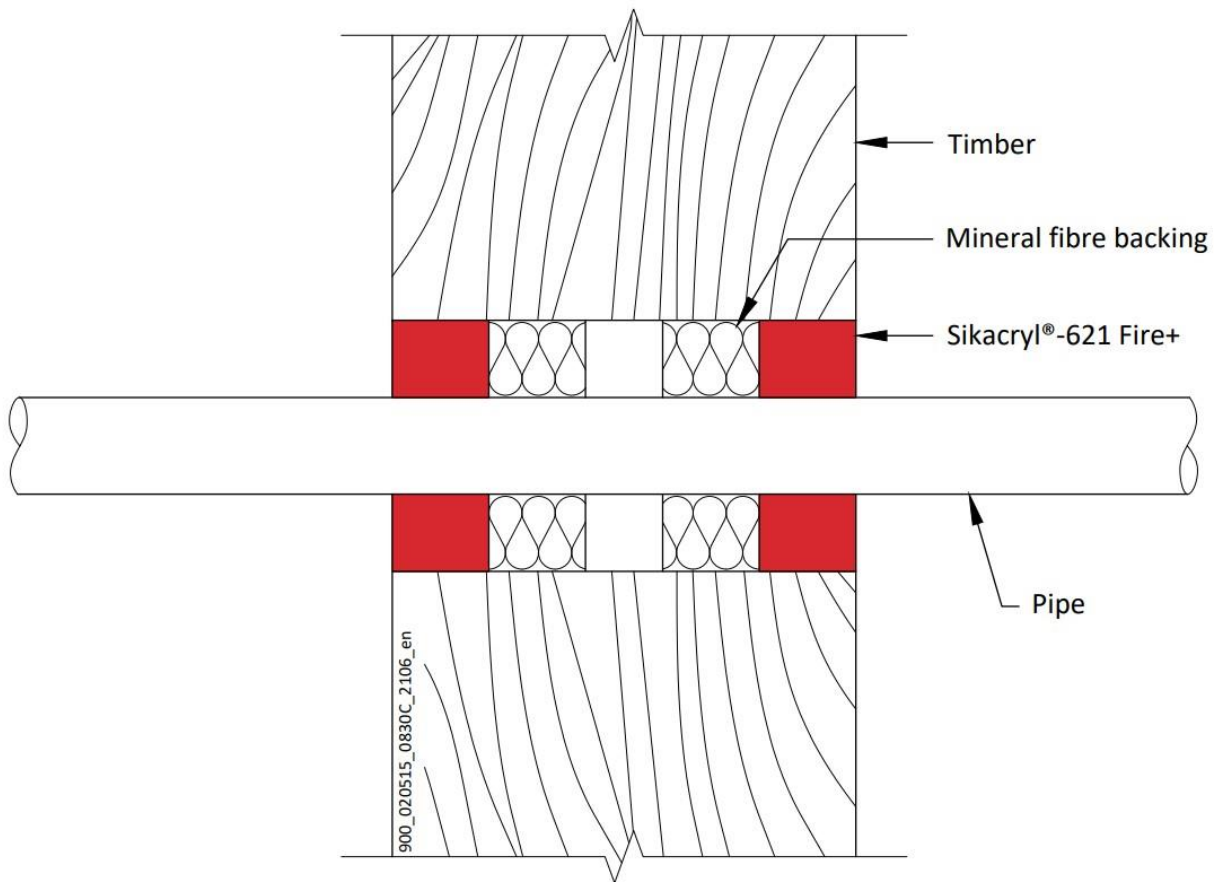




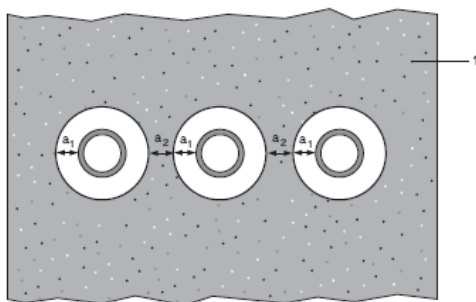
### A.5.5 Double side penetration seal with plastic pipes and composite pipes

**Penetration Seal:** Plastic and composite pipes (single) fitted at any position within the aperture, with Sikacryl-621 Fire+ to both sides of the wall, backed with stone, mineral wool min. 33 kg/m<sup>3</sup>. Minimum annular space 10 mm and maximum 30 mm (a1) and minimum separation between penetration seals 0 mm (a2).

Construction details:



#### Configuration 1



#### Key

- 1 Supporting construction
- a1 Pipe / edge of seal separation (annular space)
- a2 Separation between penetration seals

#### Declaration of Performance

Sikacryl 621 Fire  
58967197  
2021.10 , ver. 1  
1549

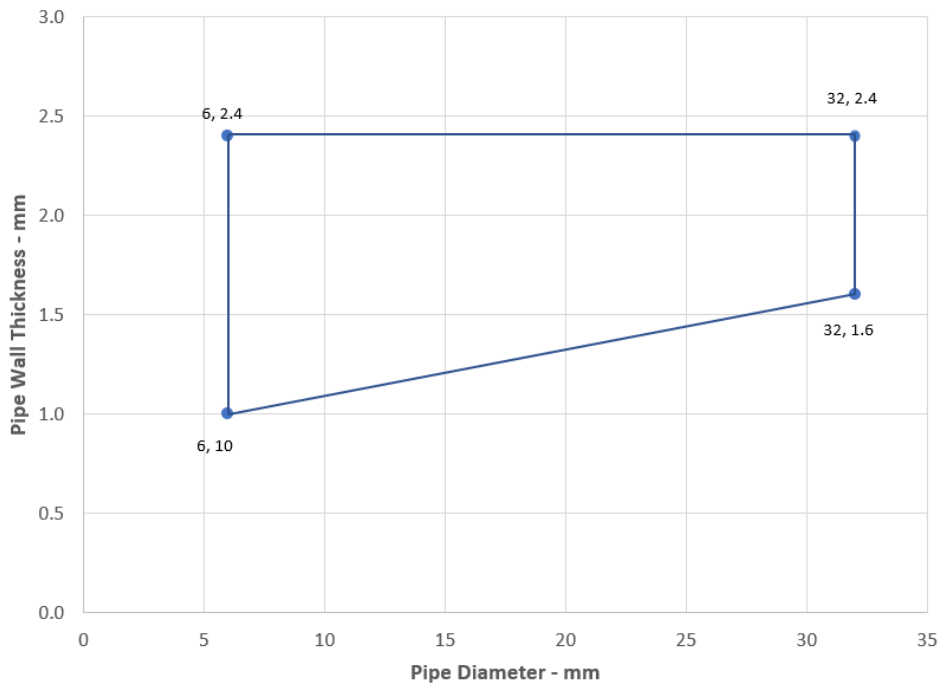
Template for translation. Only for  
internal use

### A.5.5.1

Services	Sealant depth	Backing	Classification
PVC-U pipe according to EN 1329-1, EN 1452-1 and EN 1453-1, PVC-C according to EN 1566-1			
Maximum 32 mm diameter/1.0-2.4 mm wall*	25 mm	Stone wool 25 mm deep min. 33kg/m <sup>3</sup>	EI 90 U/C
PE pipe according to EN 1519-1, EN 12201-2 and EN 12666-1, ABS according to EN 1455-1 and pipes made from SAN+PVC according to EN 1565-1			
Maximum 32 mm diameter/2.0-3.0 mm wall*	25 mm	Stone wool 25 mm deep min. 33kg/m <sup>3</sup>	EI 90 U/C
PP pipe according to EN 1451-1 or DIN 8077/8078			
Maximum 32 mm diameter/1.8-4.4 mm wall*	25 mm	Stone wool 25 mm deep min. 33kg/m <sup>3</sup>	EI 90 U/C
PEX pipe in pipe system			
25 mm diameter outer /15 mm diameter x 2.5 mm wall inner	25 mm	Stone wool 25 mm deep min. 33kg/m <sup>3</sup>	EI 90 C/C

\* Typical pipe diameters shown, see below graph for intermediate sizes

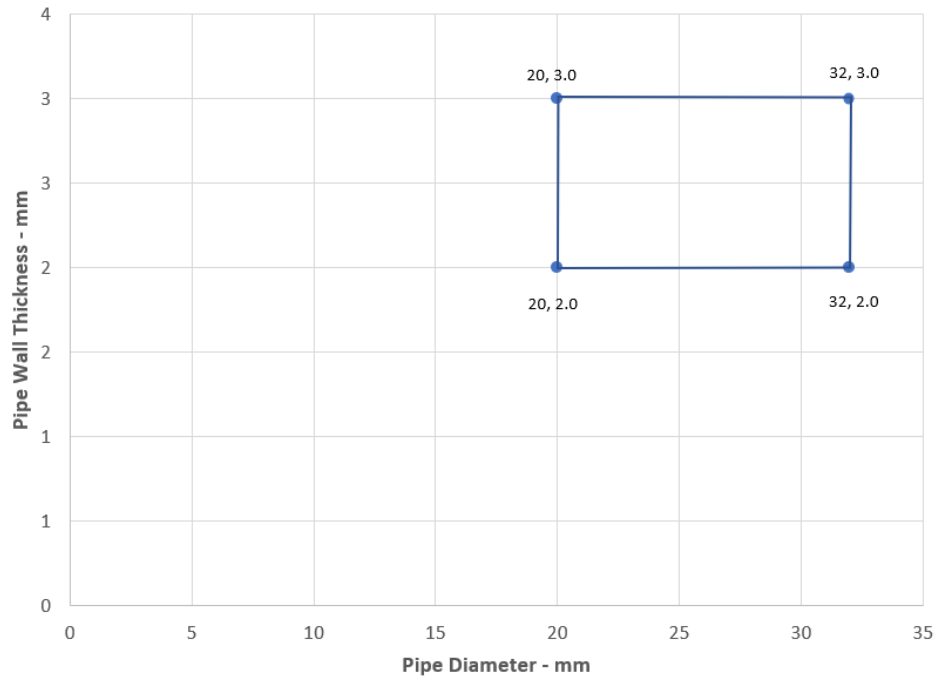
PVC-U Pipes EI 90 - U/C



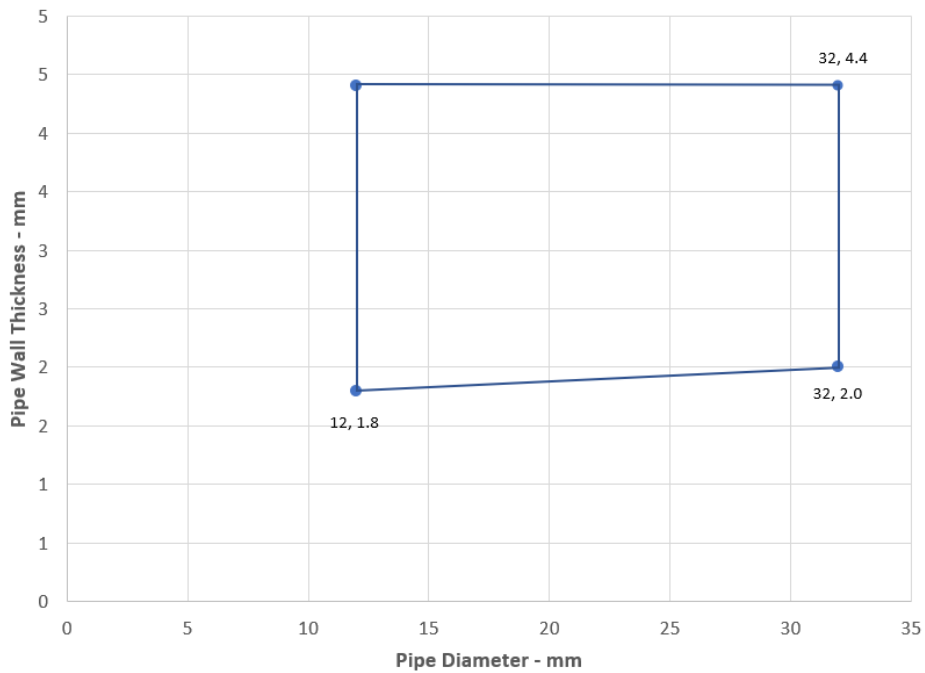
**Declaration of Performance**  
 Sikacryl 621 Fire  
 58967197  
 2021.10 , ver. 1  
 1549

Template for translation. Only for  
 internal use

### PE Pipes EI 90 - U/C



### PP Pipes EI 90 - U/C



#### Declaration of Performance

Sikacryl 621 Fire  
58967197  
2021.10 , ver. 1  
1549

131/164

Template for translation. Only for  
internal use

**BUILDING TRUST**

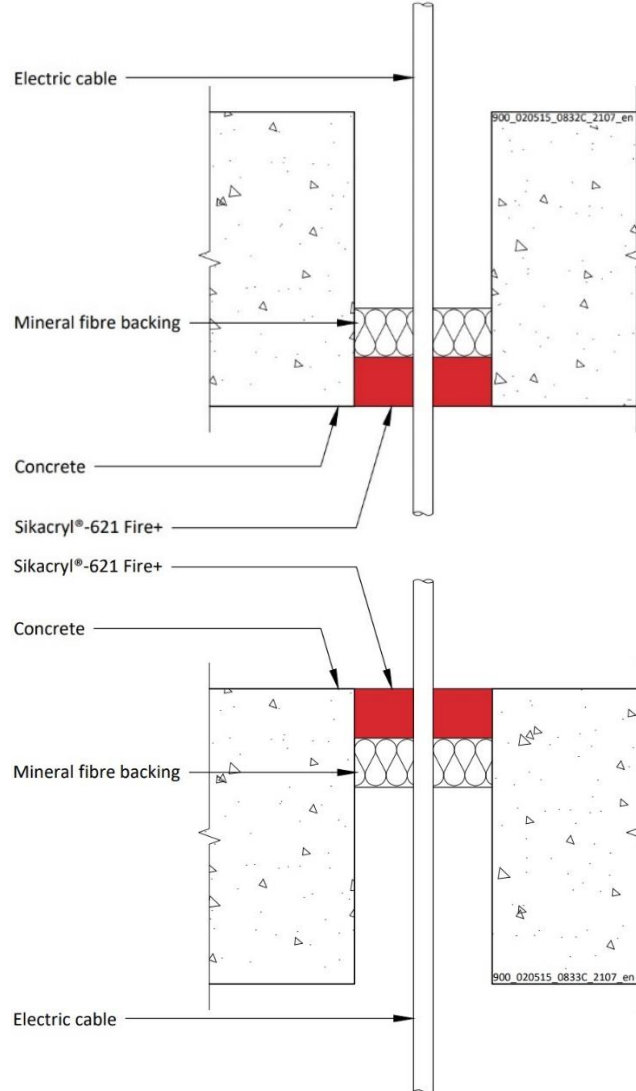


## A.6 Rigid floor constructions according to 1.2.1 with floor thickness of minimum 150 mm

### A.6.1 Single side penetration seal with cables

**Penetration Seal:** Cables (single) fitted at any position within the aperture, min. 10 mm from the edges, with Sikacryl-621 Fire+ to either side of the floor (or at any position in between), backed with 'AES mineral fibre'.

Construction details:



#### A.6.1.1

Services	Sealant depth	Backing (minimum)	Aperture (maximum)	Classification
Single electrical cables up to 21 mm Ø	25 mm	AES mineral fibre 25 mm deep	82 mm Ø or 100 x 1000 mm	E 120, EI 60

#### Declaration of Performance

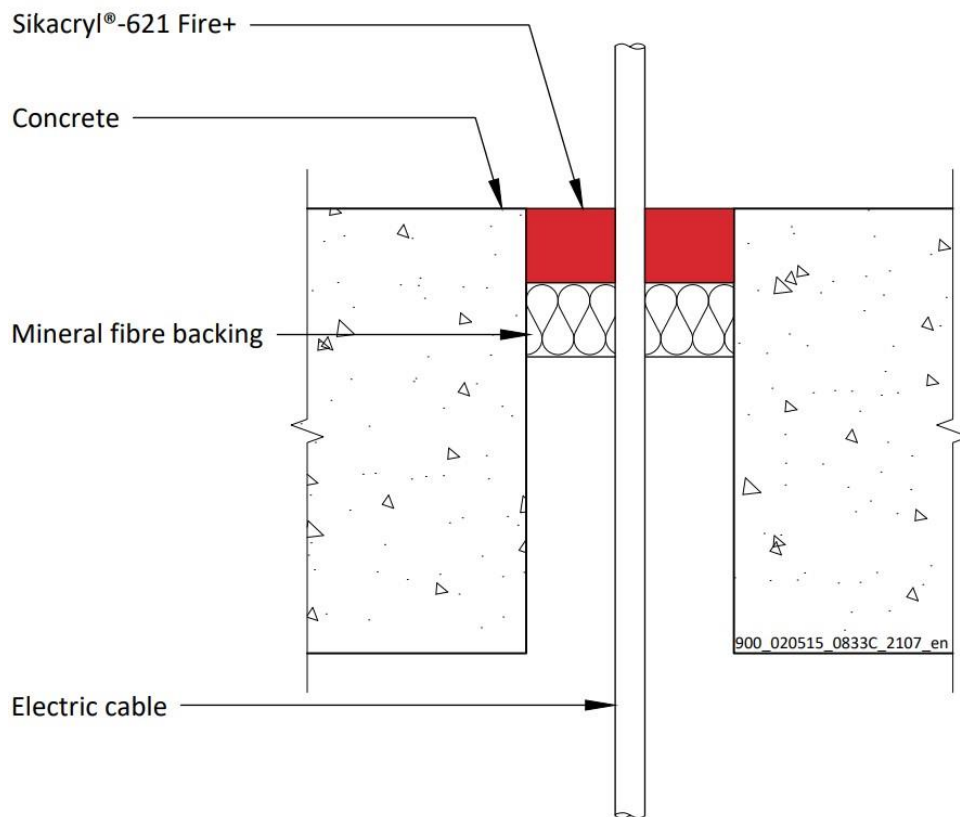
Sikacryl 621 Fire  
58967197  
2021.10 , ver. 1  
1549

Template for translation. Only for internal use

## A.6.2 Single side penetration seal with cables

**Penetration Seal:** Cables fitted with Sikacryl-621 Fire+ to the top side of the floor, backed with stone wool insulation minimum 35kg/m<sup>3</sup> or AES mineral fibre. Maximum seal size of 300 x 300 mm and minimum separation between cables and the edge of the seal of 10 mm.

Construction details:



### A.6.2.1

Services	Sealant depth	Backing (minimum)	Insulation	Classification
Blank seals	15 mm	20 mm Stone wool 35 kg/m <sup>3</sup>	None	E 90, EI 60
	25 mm	25 mm Stone wool 35 kg/m <sup>3</sup>		EI 120
48 mm AES mineral fibre		EI 240		
		E 120, EI 90		
Electric cables up to 21 mm diameter, single.	25 mm	48 mm AES mineral fibre		EI 240
23-27 mm diameter, 1 mm × 185 mm <sup>2</sup> core, PVC sheath and insulation electrical cable, single			EI 240	

### Declaration of Performance

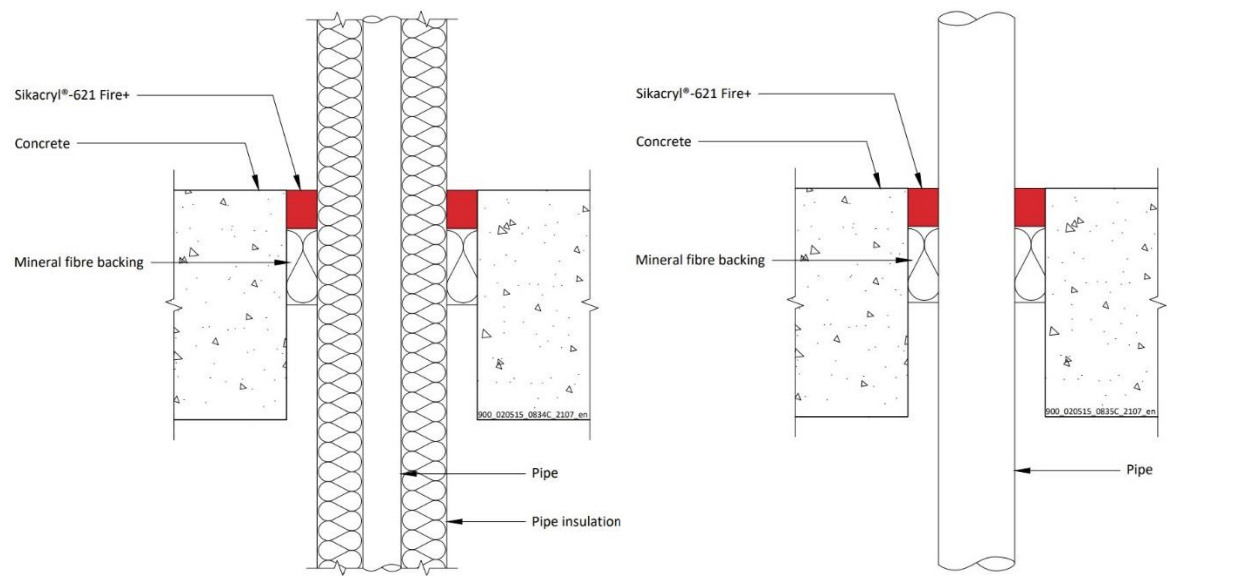
Sikacryl 621 Fire  
58967197  
2021.10 , ver. 1  
1549

Template for translation. Only for internal use

### A.6.3 Single side penetration seal with pipes

**Penetration Seal:** Pipes fitted at any position within the aperture, with Sikacryl-621 Fire+ to the top face of the floor, backed with 48 mm stone wool minimum 33kg/m<sup>3</sup>. Minimum annular space 10 mm (A1) and minimum separation between penetration seals 30 mm (A2), maximum seal size 300 x 300 mm / 300 mm diameter.

Construction details:



#### A.6.3.1

Services	Sealant depth	Backing	Classification
<b>Mild or stainless steel pipe</b>			
4 -16 mm diameter /1.0-8.0 mm wall	25 mm	48 mm stone wool	EI 120 C/U
17 -324 mm diameter /1.0-14.2 mm wall			E 120 C/U
<b>Copper or steel pipe</b>			
6 mm diameter /0.7-3.0 mm wall	25 mm	48 mm stone wool	EI 120 C/C
6 -15 mm diameter /0.7-7.5 mm wall			E 120 C/C, EI 60 C/C
16 - 54 mm diameter /0.7-14.2mm wall			E 120 C/C
<b>Copper or steel pipe with minimum 80 kg/m<sup>3</sup> density stone wool insulation Continuous Sustained (CS)</b>			
12 mm diameter/0.9-6 mm wall, 20-80 mm insulation	25 mm	48 mm stone wool	EI 240 C/C
13-54 mm diameter/0.9-14.2 mm wall, 20-80 mm insulation*			E 240 C/C, EI 180 C/C
<b>Alupex Pipe</b>			
16 -20 mm diameter/2.0 mm wall	25 mm	48 mm stone wool	EI 120 C/C
21-75 mm diameter/2.0-4.6 mm wall			E 120 C/C, EI 90 C/C
16-75 mm diameter/2.25-4.6 mm wall with 20-50 mm thick glass wool or stone, mineral wool min. 75 kg/m <sup>3</sup> insulation Continuous Sustained (CS)	25 mm	48 mm stone wool	E 180 C/C, EI 120 C/C

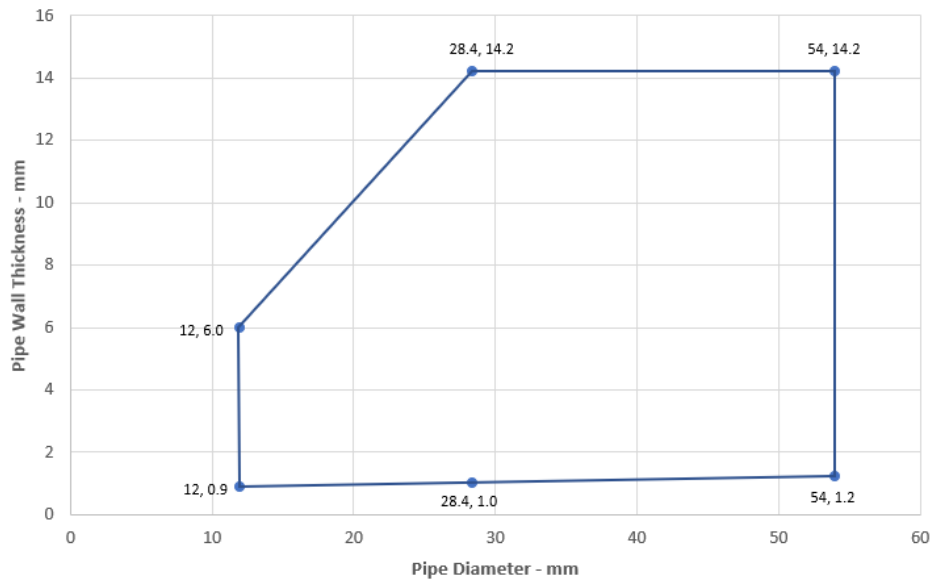
\*See below graphs for interpolated pipe sizes

#### Declaration of Performance

Sikacryl 621 Fire  
58967197  
2021.10 , ver. 1  
1549

Template for translation. Only for internal use

Copper or Steel Pipes with 20-80 mm stone wool Insulation CS  
E 240 C/C, EI 180 C



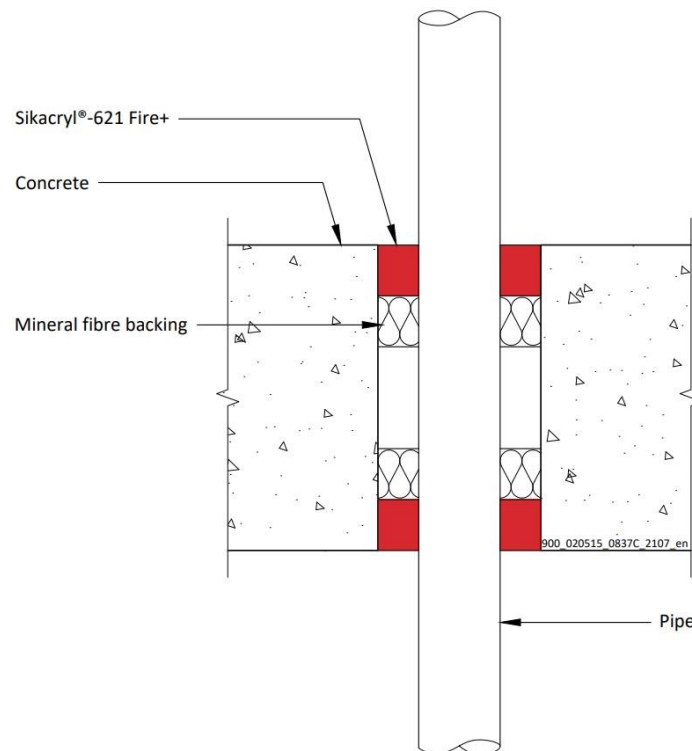
**Declaration of Performance**  
Sikacryl 621 Fire  
58967197  
2021.10 , ver. 1  
1549

Template for translation. Only for  
internal use

#### A.6.4 Double side penetration seal with pipes

**Penetration Seal:** Pipes fitted at any position within the aperture, with Sikacryl-621 Fire+ to the both faces of the floor, backed with 25 mm stone wool minimum 33kg/m<sup>3</sup>. Minimum annular space 10 mm (A1) and minimum separation between penetration seals 30 mm (A2), maximum seal size 300 x 300 mm / 300 mm diameter.

Construction details:



##### A.6.4.1

Services	Sealant depth	Backing	Classification
PVC-U pipe according to EN 1329-1, EN 1452-1 and EN 1453-1, PVC-C according to EN 1566-1			
Up to 50 mm $\varnothing$ /1.6-3.7 mm wall	25 mm	25 mm Stone wool	EI 240 U/C
Up to 40 mm $\varnothing$ /1.6-3.7 mm wall, with bundle of cables up to 21 mm diameter			
PP pipe according to EN 1451-1 or DIN 8077/8078			
12 mm $\varnothing$ /1.2 mm wall	25 mm	25 mm Stone wool	EI 240 U/C
13-75 mm $\varnothing$ /1.2-6.8 mm wall*			EI 90 U/C
Up to 40 mm $\varnothing$ /1.2-1.8 mm wall, with bundle of cables up to 21 mm diameter			EI 180 U/C
PE pipe according to EN 1519-1, EN 12201-2 and EN 12666-1, ABS according to EN 1455-1 and pipes made from SAN+PVC according to EN 1565-1			
20-40 mm $\varnothing$ /2.0-2.4 mm wall*	25 mm	25 mm Stone wool	EI 240 U/C
Up to 40 mm $\varnothing$ /2.0-2.4 mm wall, with bundle of cables up to 21 mm diameter			EI 180 U/C

\*See below graphs for interpolated pipe sizes

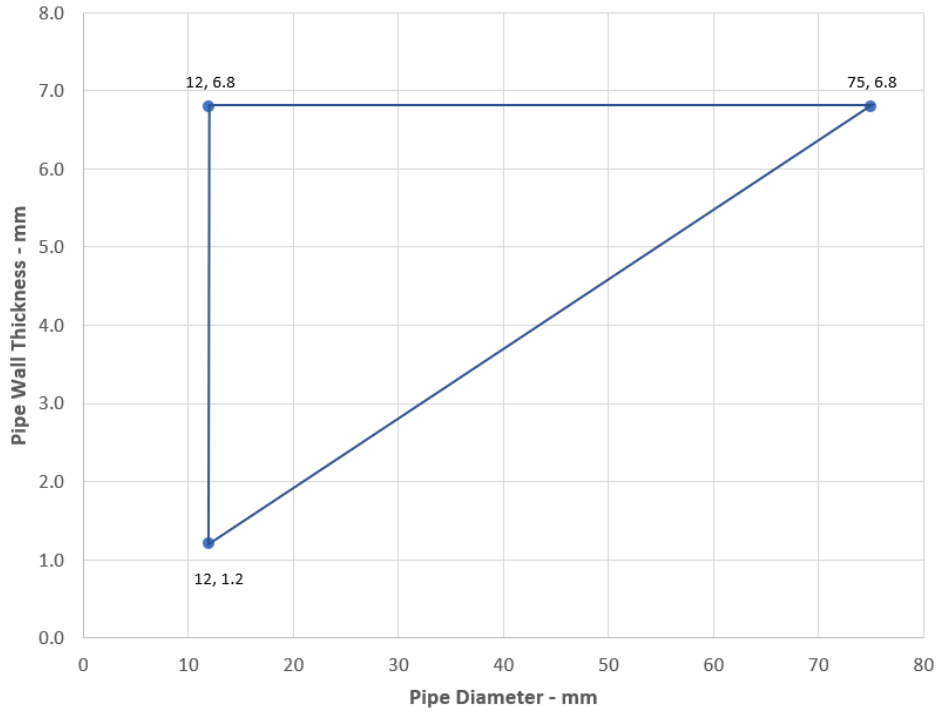
#### Declaration of Performance

Sikacryl 621 Fire  
58967197  
2021.10 , ver. 1  
1549

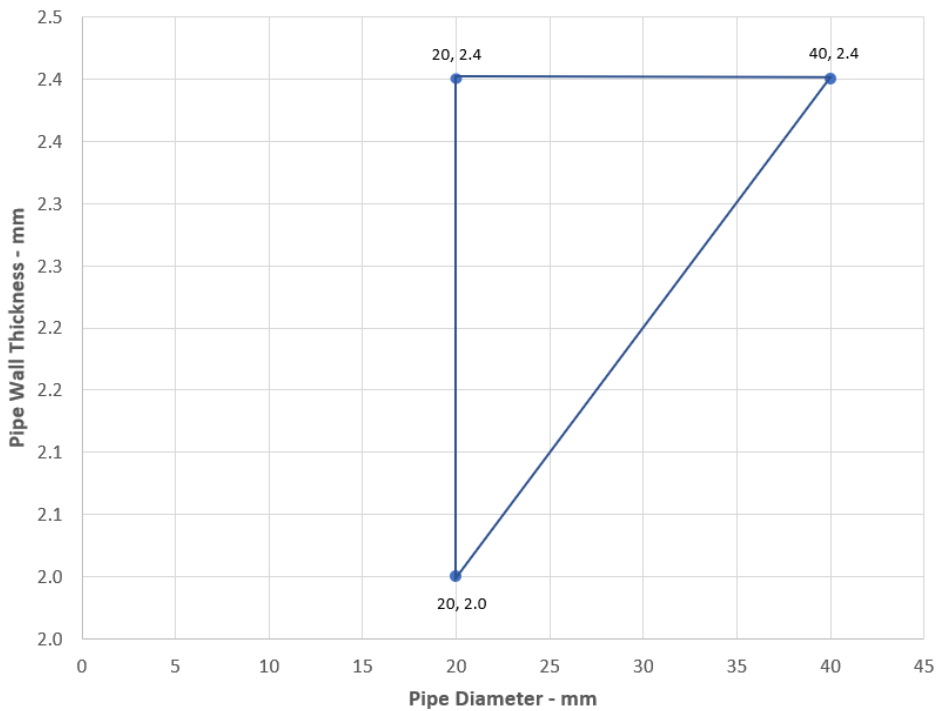
Template for translation. Only for  
internal use



### PP Pipes - EI 190 U/C



### PE Pipes - U/C



**Declaration of Performance**  
Sikacryl 621 Fire  
58967197  
2021.10 , ver. 1  
1549

137/164

Template for translation. Only for  
internal use

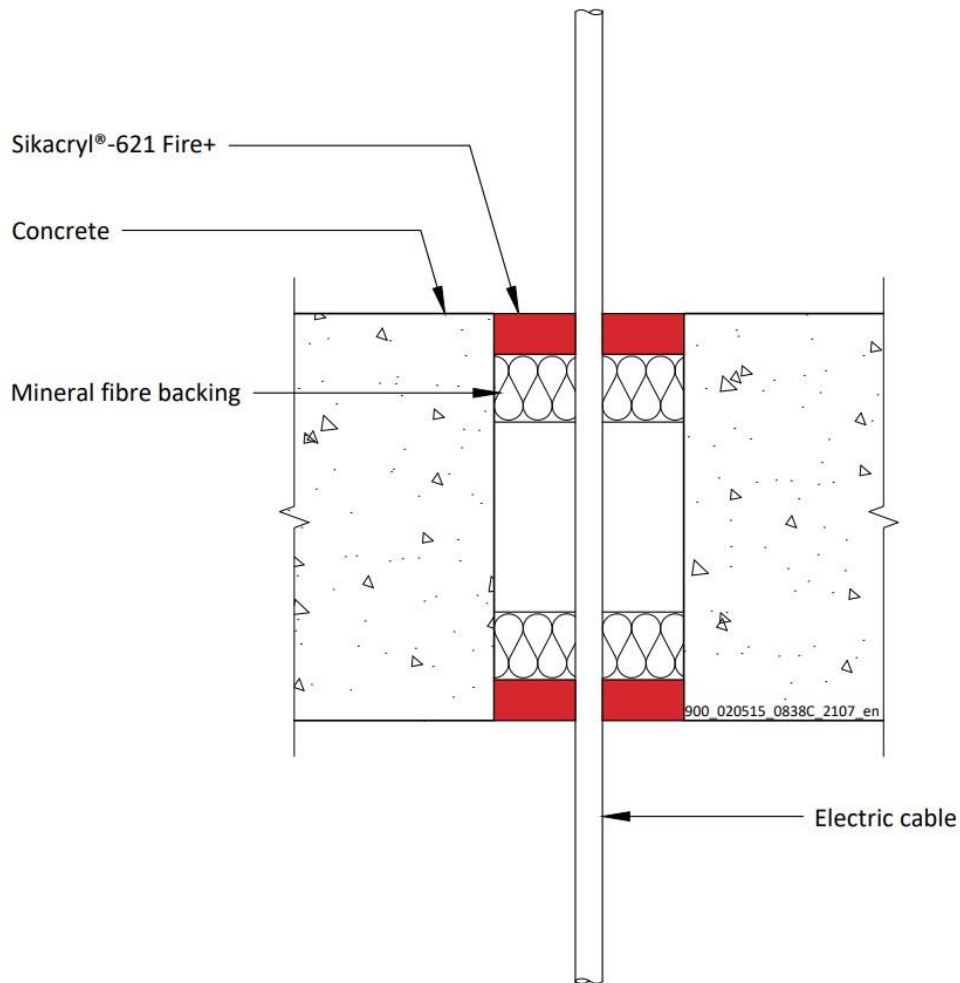
**BUILDING TRUST**



### A.6.5 Double side penetration seal with cables

**Penetration Seal:** Cables fitted circular apertures or min. 7 mm from the edges of rectilinear apertures, with Sikacryl-621 Fire+ to both sides of the floor, backed with stone wool insulation minimum 35kg/m<sup>3</sup>.

Construction details:



#### A.6.5.1

Services	Sealant depth	Backing	Maximum Aperture	Classification
Blank seals	15 mm	25 mm Stone wool 35 kg/m <sup>3</sup>	300 x 300 mm	EI 240
Electric cables up to 21 mm diameter, single or in a bundle.				EI 120
Electric cables 22-50 mm diameter, single or in a bundle.				E 120, EI 90
Electric cables 51-80 mm diameter, single or in a bundle.				E 120, EI 60

#### Declaration of Performance

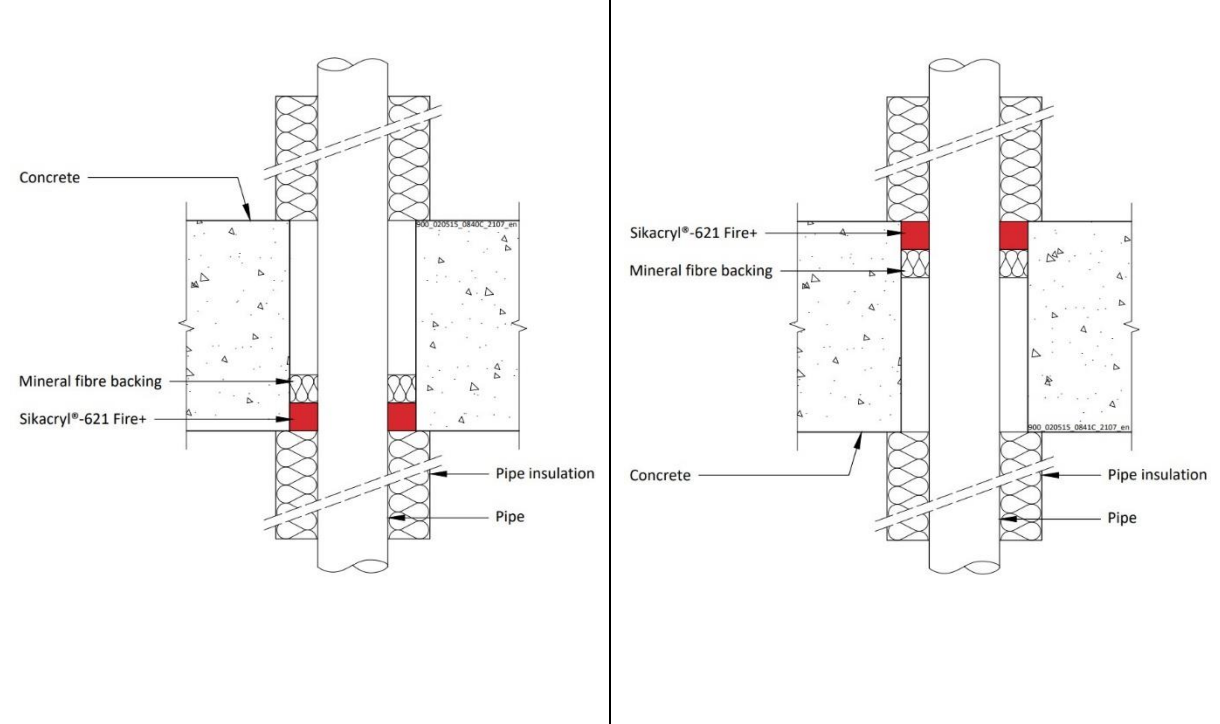
Sikacryl 621 Fire  
58967197  
2021.10 , ver. 1  
1549

Template for translation. Only for  
internal use

## A.6.6 Single side penetration seal with metallic pipes

**Penetration Seal:** 1000 mm (min.) LI (Local Interrupted) or CI (Continuous Interrupted) insulated metallic pipes (single) fitted at any position within the aperture, with 15 or 25 mm deep Sikacryl-621 Fire+ to either side of the floor (or at any position between), backed with minimum 40 kg/m<sup>3</sup> stone wool insulation or AES mineral fibre.

Construction details:



### A.6.6.1

Services	Max. seal size	Insulation (min)	Sealant depth	Classification
Copper or steel pipe up to 54 mm diameter/0.9-14.2 mm wall	10 mm width around pipe	20 mm Stone wool insulation 80 kg/m <sup>3</sup>	15 mm	E 240 C/U, EI 180 C/U
Copper or steel pipe up to 12 mm diameter/0.9-5 mm wall				EI 240 C/U
Copper or steel pipe up to 54 mm diameter/0.9-14.2 mm wall	Up to 100 x 1000 mm		25 mm	EI 120 C/U
Copper or steel pipe up to 54 mm diameter/0.9-14.2 mm wall	300 x 300 mm	20 mm Stone wool insulation 80 kg/m <sup>3</sup>	15 mm	E 90 C/U, EI 60 C/U
Copper or steel pipe up to 12 mm diameter/0.9-5 mm wall				
Copper or steel pipe up to 54 mm diameter/0.9-14.2 mm wall			25 mm	EI 120 C/U

### Declaration of Performance

Sikacryl 621 Fire  
58967197  
2021.10, ver. 1  
1549

Template for translation. Only for internal use

Services	Max. Seal Size	Insulation (min)	Sealant Depth	Classification
Mild or stainless steel pipe				
40 mm diameter/1-14.2 mm wall	10 mm width around pipe	20 mm Stone wool insulation 80 kg/m <sup>3</sup>	15 mm	EI 240 C/U
40 mm diameter/1-14.2 mm wall*		30 mm Stone wool insulation 80 kg/m <sup>3</sup>		E 240 C/U, EI 90 C/U
50 mm diameter/1.2-14.2 mm wall*				
60 mm diameter/1.4-14.2 mm wall*				
75 mm diameter/1.7-14.2 mm wall*				
90 mm diameter/2-14.2 mm wall*				
100 mm diameter/2.2-14.2 mm wall*				
115 mm diameter/2.5-14.2 mm wall*				
140 mm diameter/3-14.2 mm wall*				
165 mm diameter/3.5-14.2 mm wall*				
180 mm diameter/3.8-14.2 mm wall*				
200 mm diameter/4.2-14.2 mm wall*				
219 mm diameter/4.5-14.2 mm wall*				
40 mm diameter/1-14.2 mm wall*	Up to 100 x 1000 mm	20 mm Stone wool insulation 80 kg/m <sup>3</sup>	25 mm	E120 C/U, EI 90 C/U
50 mm diameter/1.2-14.2 mm wall*		30 mm Stone wool insulation 80 kg/m <sup>3</sup>		
60 mm diameter/1.4-14.2 mm wall*				
75 mm diameter/1.7-14.2 mm wall*				
90 mm diameter/2-14.2 mm wall*				
100 mm diameter/2.2-14.2 mm wall*				
115 mm diameter/2.5-14.2 mm wall*				
140 mm diameter/3-14.2 mm wall*				
165 mm diameter/3.5-14.2 mm wall*				
180 mm diameter/3.8-14.2 mm wall*				
200 mm diameter/4.2-14.2 mm wall*				
219 mm diameter/4.5-14.2 mm wall*				

\* Typical pipe diameters shown, see below graph for intermediate sizes

**Declaration of Performance**

Sikacryl 621 Fire  
58967197  
2021.10 , ver. 1  
1549

Template for translation. Only for internal use



Services	Max. Seal Size	Insulation (minimum)	Sealant Depth	Classification
Mild or stainless steel pipe				
40 mm diameter/1-14.2 mm wall	300 x 300 mm	20 mm Stone wool insulation 80 kg/m <sup>3</sup>	15 mm	E 90 C/U, EI 60 C/U
40 mm diameter/1-14.2 mm wall*		30 mm Stone wool insulation 80 kg/m <sup>3</sup>		
50 mm diameter/1.2-14.2 mm wall*				
60 mm diameter/1.4-14.2 mm wall*				
75 mm diameter/1.7-14.2 mm wall*				
90 mm diameter/2-14.2 mm wall*				
100 mm diameter/2.2-14.2 mm wall*				
115 mm diameter/2.5-14.2 mm wall*				
140 mm diameter/3-14.2 mm wall*				
165 mm diameter/3.5-14.2 mm wall*				
180 mm diameter/3.8-14.2 mm wall*				
200 mm diameter/4.2-14.2 mm wall*				
219 mm diameter/4.5-14.2 mm wall*				
40 mm diameter/1-14.2 mm wall*		20 mm Stone wool insulation 80 kg/m <sup>3</sup>	25 mm	E120 C/U, EI 90 C/U
50 mm diameter/1.2-14.2 mm wall*		30 mm Stone wool insulation 80 kg/m <sup>3</sup>		
60 mm diameter/1.4-14.2 mm wall*				
75 mm diameter/1.7-14.2 mm wall*				
90 mm diameter/2-14.2 mm wall*				
100 mm diameter/2.2-14.2 mm wall*				
115 mm diameter/2.5-14.2 mm wall*				
140 mm diameter/3-14.2 mm wall*				
165 mm diameter/3.5-14.2 mm wall*				
180 mm diameter/3.8-14.2 mm wall*				
200 mm diameter/4.2-14.2 mm wall*				
219 mm diameter/4.5-14.2 mm wall*				

\* Typical pipe diameters shown, see below graph for intermediate sizes

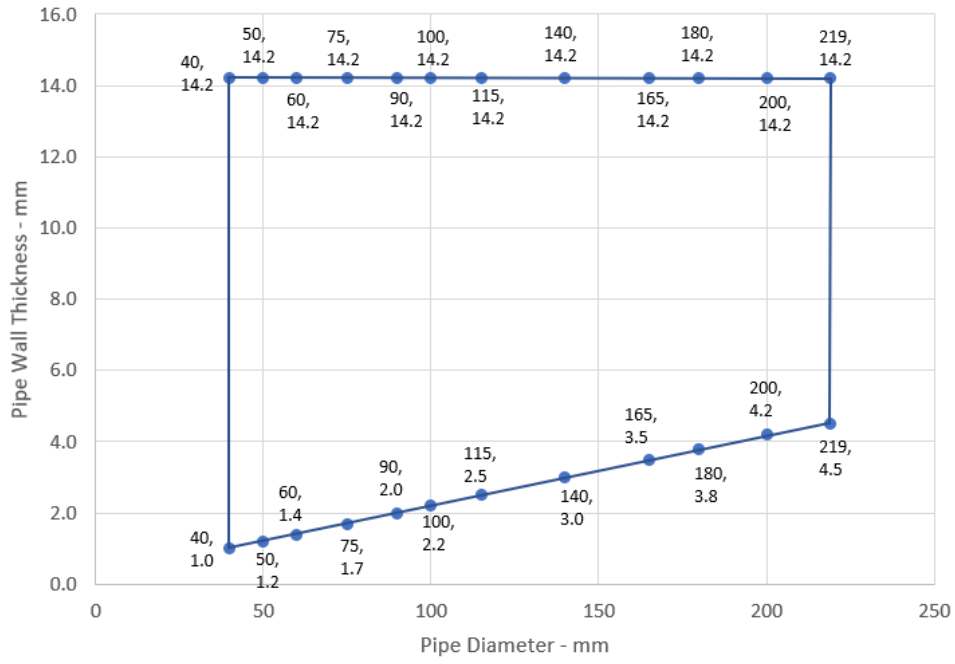
**Declaration of Performance**

Sikacryl 621 Fire  
58967197  
2021.10 , ver. 1  
1549

Template for translation. Only for internal use



### Steel Pipes with Stone Wool Insulation - C/U



**Declaration of Performance**  
 Sikacryl 621 Fire  
 58967197  
 2021.10 , ver. 1  
 1549

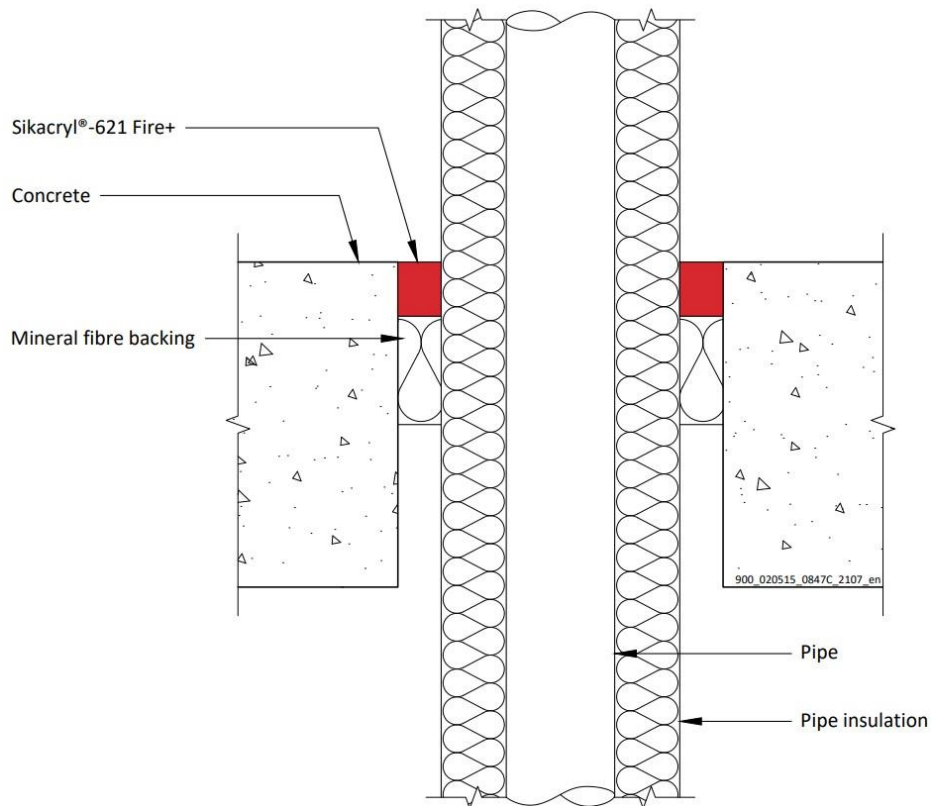
Template for translation. Only for  
 internal use



### A.6.7 Single side penetration seal with metallic pipes

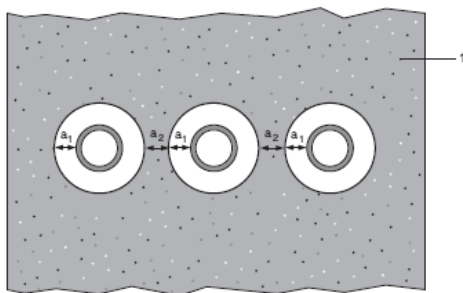
**Penetration Seal:** CS (Continuous Sustained) insulated metallic pipes (single) fitted at any position within the aperture, with 25 mm Sikacryl-621 Fire+ to the top of the floor, backed with 48 mm deep AES mineral fibre insulation. Minimum annular space 10 mm (A1) and minimum separation between penetration seals 30 mm (A2). Maximum seal size 300 x 300 mm / 504 mm  $\varnothing$

Construction details:



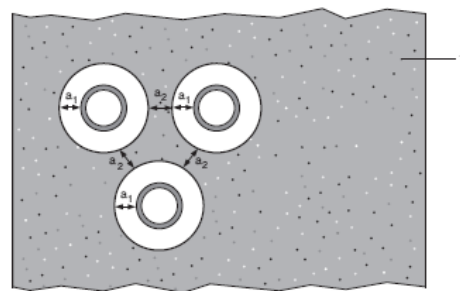
#### Configuration 1

Option 1



#### Configuration 2

Option 2



#### Key

- 1 Supporting construction
- a1 Pipe / top edge of seal separation
- a2 Pipe / side edge of seal separation
- a3 Pipe / pipe separation

#### Declaration of Performance

Sikacryl 621 Fire  
58967197  
2021.10 , ver. 1  
1549

Template for translation. Only for  
internal use

### A.6.7.1 Single side penetration seal with pipes

Services	Insulation	Classification
Mild or stainless steel pipe		
40 mm diameter/1-14.2 mm wall	20 mm thick stone, mineral wool min. 80 kg/m <sup>3</sup>	EI 240 C/U
40 mm diameter/1-14.2 mm wall*	30-80 mm thick stone, mineral wool min. 80 kg/m <sup>3</sup>	
50 mm diameter/1.2-14.2 mm wall*		
60 mm diameter/1.4-14.2 mm wall*		
75 mm diameter/1.6-14.2 mm wall*		
90 mm diameter/1.9-14.2 mm wall*		
100 mm diameter/2.1-14.2 mm wall*		
115 mm diameter/2.4-14.2 mm wall*		
140 mm diameter/2.9-14.2 mm wall*		
165 mm diameter/ 3.4-14.2 mm wall*		
180 mm diameter/ 3.6-14.2 mm wall*		
200 mm diameter/ 4.0-14.2 mm wall*		
219 mm diameter/ 4.3-14.2 mm wall*		
250 mm diameter/ 5.0-14.2 mm wall*		
300 mm diameter/ 5.9-14.2 mm wall*		
324 mm diameter/ 6.35-14.2 mm wall*		
<b>PEX pipe in pipe system</b>		
15 mm diameter x 2.5 mm wall inner /25mm diameter outer	None	EI 90 C/C

#### Declaration of Performance

Sikacryl 621 Fire  
58967197  
2021.10 , ver. 1  
1549

144/164

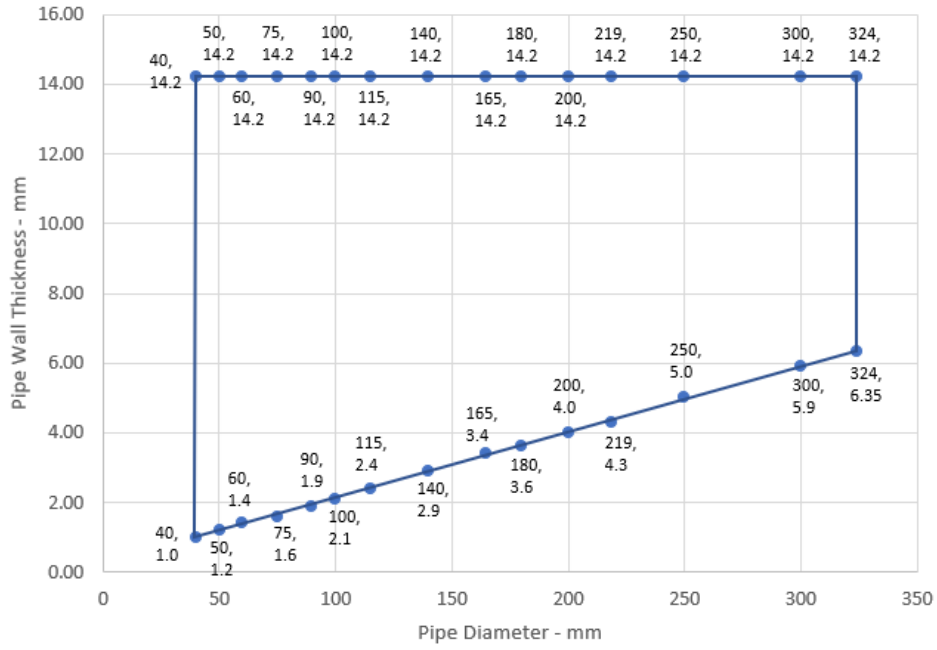
Template for translation. Only for internal use

**BUILDING TRUST**





### Steel Pipes with Mineral Wool Insulation - C/U



**Declaration of Performance**  
 Sikacryl 621 Fire  
 58967197  
 2021.10 , ver. 1  
 1549

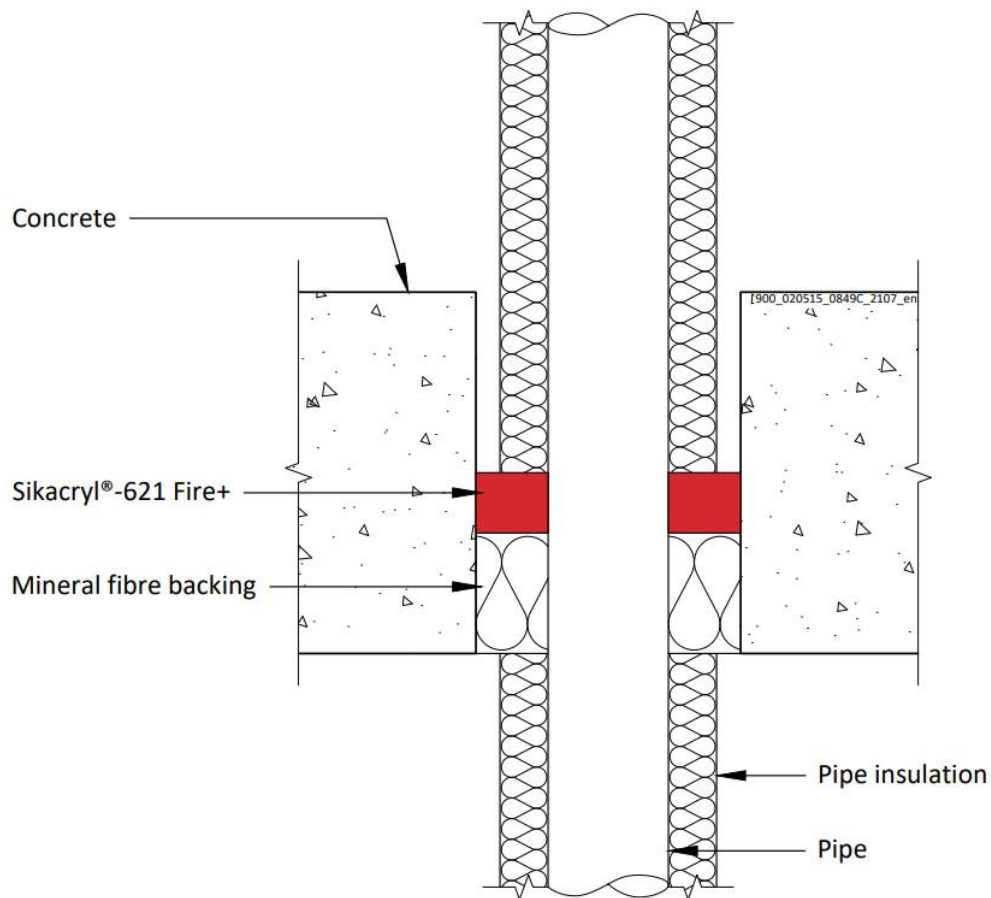
Template for translation. Only for  
 internal use



### A.6.8 Single side penetration seal with composite pipes

**Penetration Seal:** CI (Continuous Interrupted) insulated composite pipes (single) fitted at any position within the aperture, with Sikacryl-621 Fire+, minimum 10 mm seal width around service and maximum 300 x 300 mm seal, backed with 'AES mineral fibre'.

Construction details:



#### A.6.8.1

Services	Sealant depth	Backing	Insulation (minimums)	Classification
Alupex Composite Pipe	25 mm	48 mm AES mineral fibre	20 mm stonewool 80 kg/m <sup>3</sup> , 500 mm length from both sides of the seal	EI 240 C/C
16 mm diameter/2.25 mm wall				
20 mm diameter/2.5 mm wall				
26 mm diameter/3 mm wall				
32 mm diameter/3 mm wall				
40 mm diameter/3.5 mm wall				
50 mm diameter/4 mm wall				
63 mm diameter/4.5 mm wall				
75 mm diameter/4.7 mm wall				

#### Declaration of Performance

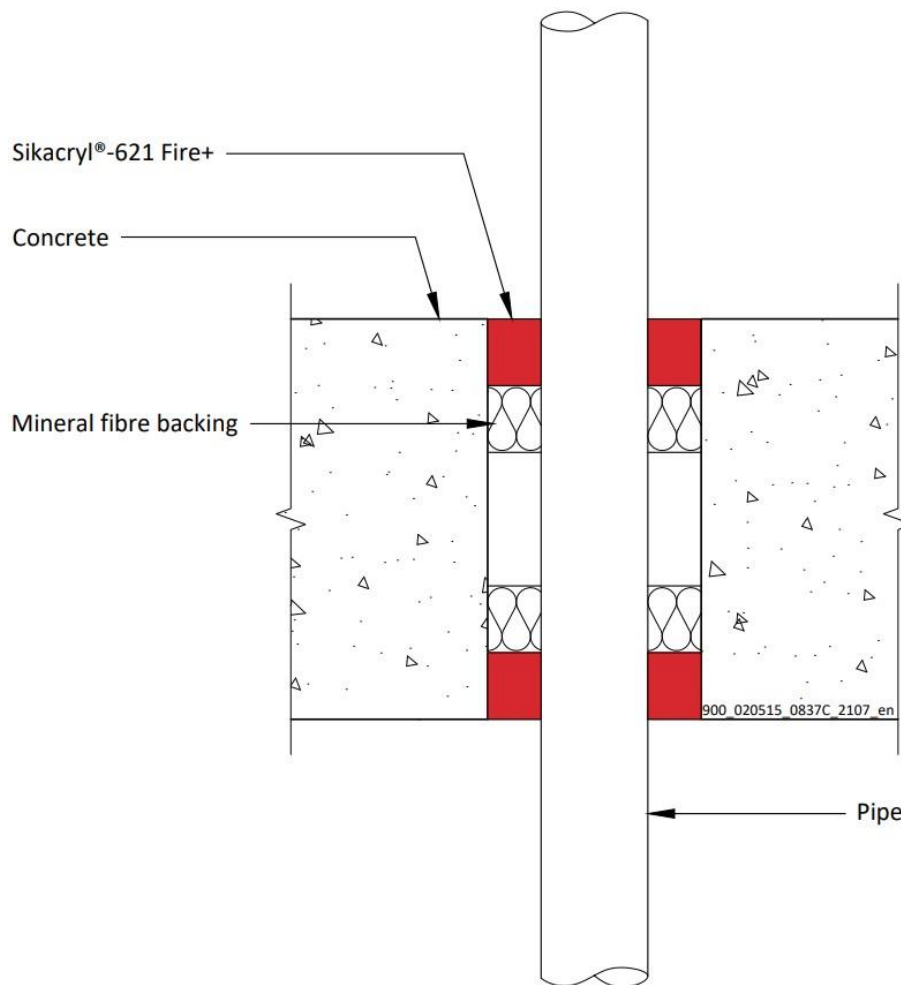
Sikacryl 621 Fire  
58967197  
2021.10 , ver. 1  
1549

Template for translation. Only for internal use

### A.6.9 Double side penetration seal with metallic pipes

**Penetration Seal:** Non-insulated metallic pipes (single) fitted at any position within the aperture, with Sikacryl-621 Fire+ to both sides of the floor, backed with stone wool or mineral fibre insulation.

Construction details:



#### A.6.9.1

Services	Max. Seal Size	Insulation	Sealant depth	Backing (minimum)	Classification
Copper or steel pipe 54 mm diameter/2-14.2 mm wall	300 x 300 mm	None	25 mm	25 mm deep 140 kg/m <sup>3</sup> stone wool	E 120 C/U, EI 20 C/U
Mild steel pipe 16 mm diameter/1.5-7.5 mm wall			25 mm		EI 240 C/U
Mild steel pipe maximum 63 mm diameter/1.5-14.2 mm wall			15 mm	25 mm deep 35 kg/m <sup>3</sup> stone wool	E 240 C/U EI 30 C/U
Mild steel pipe 16 mm diameter/1.5-7.5 mm wall	Up to 100 x 1000 mm		25 mm	AES mineral fibre 25 mm deep	EI 120 C/U

#### Declaration of Performance

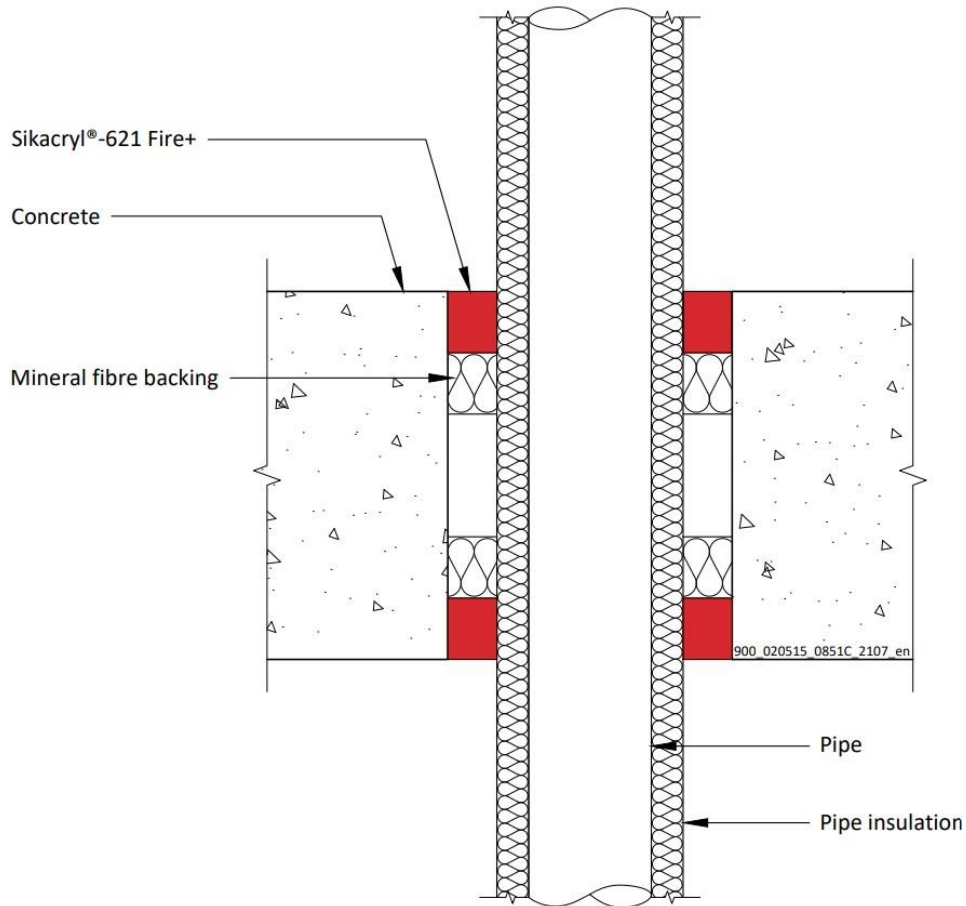
Sikacryl 621 Fire  
58967197  
2021.10 , ver. 1  
1549

Template for translation. Only for internal use

### A.6.10 Double side penetration seal with metallic pipes

**Penetration Seal:** CS (Continuous Sustained) insulated metallic pipes (single) fitted at any position within the aperture, with Sikacryl-621 Fire+ to both sides of the floor, maximum 300 x 300 mm seal width around service, backed with stone wool insulation or 'AES mineral fibre'.

Construction details:



#### Declaration of Performance

Sikacryl 621 Fire  
58967197  
2021.10 , ver. 1  
1549

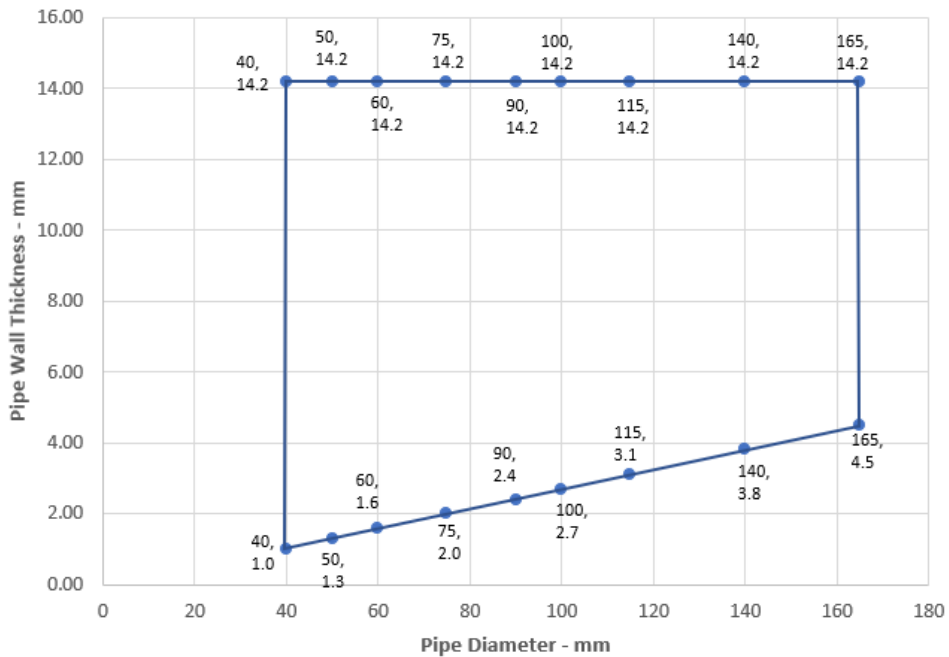
Template for translation. Only for  
internal use

**A.6.10.1**

Services	Sealant depth	Backing (minimum )	Insulation	Classification
Mild or stainless steel pipe				
40 mm diameter/1-14.2 mm wall	25 mm	20 mm Stone wool 40 kg/m <sup>3</sup>		<b>EI 180 C/U</b>
40 mm diameter/1-14.2 mm wall*	25 mm	25 mm AES mineral fibre	13 -19 mm Elastomeric insulation minimum class B-s3,d0 or phenolic foam insulation	<b>EI 60 C/U</b>
50 mm diameter/1.3-14.2 mm wall*				
60 mm diameter/1.6-14.2 mm wall*				
75 mm diameter/2-14.2 mm wall*				
90 mm diameter/2.4-14.2 mm wall*				
100 mm diameter/2.7-14.2 mm wall*				
115 mm diameter/3.1-14.2 mm wall*				
140 mm diameter/3.8-14.2 mm wall*				
165 mm diameter/4.5-14.2 mm wall*				

\* Typical pipe diameters shown, see below graph for intermediate sizes

**Steel Pipes with 13-19 mm Elastomeric Insulation - C/U**



**Declaration of Performance**  
 Sikacryl 621 Fire  
 58967197  
 2021.10 , ver. 1  
 1549

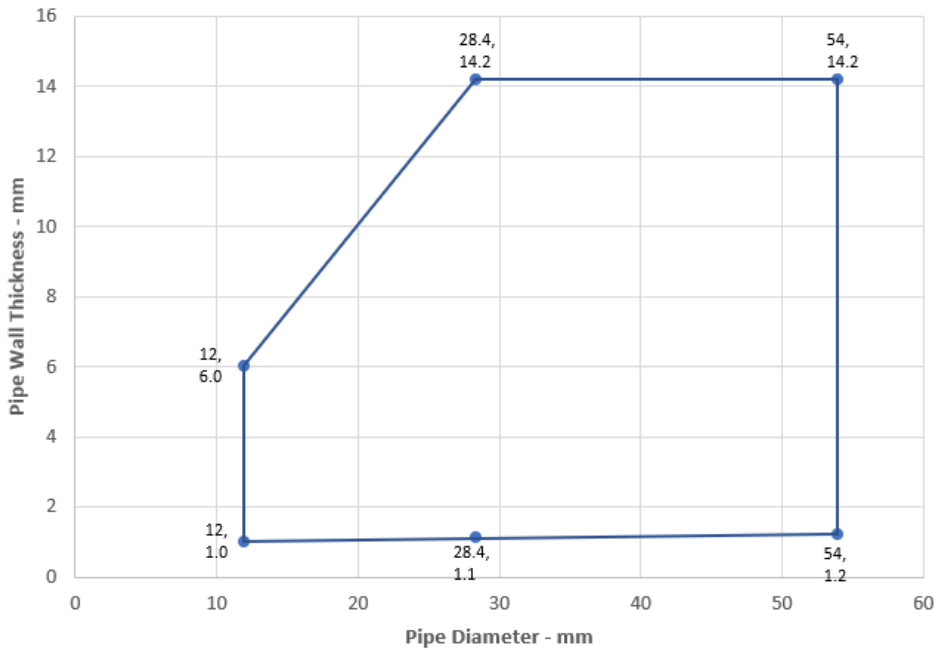
Template for translation. Only for internal use



Services	Sealant depth	Backing (minimum )	Insulation	Classification
Copper or steel pipe				
12 mm diameter/1-6 mm wall	25 mm	25 mm AES mineral fibre	9 mm Elastomeric insulation minimum class B-s3,d0 or phenolic foam insulation	E 240 C/C, EI 180 C/C
12-54 mm diameter/1-14.2 mm wall*			9-13 mm Elastomeric insulation minimum class B-s3,d0 or phenolic foam insulation	E 180 C/C, EI 120 C/C
12-54 mm diameter/1-14.2 mm wall*			13-25 mm Elastomeric insulation minimum class B-s3,d0 or phenolic foam insulation	E 90 C/C, EI 60 C/C

\* Typical pipe diameters shown, see below graph for intermediate sizes

**Copper or Steel Pipes with Elastomeric Insulation - C/C**



**Declaration of Performance**  
 Sikacryl 621 Fire  
 58967197  
 2021.10 , ver. 1  
 1549

Template for translation. Only for internal use

Services	Sealant depth	Backing (minimum )	Insulation	Classification
Alupex Composite Pipe				
16 mm diameter/2.25 mm wall	25 mm	25 mm AES mineral fibre	9 mm Elastomeric insulation minimum class B-s3,d0 or phenolic foam insulation	<b>EI 180 C/C</b>
16 mm diameter/2.25 mm wall			9-13 mm Elastomeric insulation minimum class B-s3,d0 or phenolic foam insulation	<b>E 120 C/C, EI 60 C/C</b>
20 mm diameter/2.5 mm wall				
26 mm diameter/3 mm wall				
32 mm diameter/3 mm wall				
40 mm diameter/3.5 mm wall				
50 mm diameter/4 mm wall				
63 mm diameter/4.5 mm wall				
75 mm diameter/4.7 mm wall				
16 mm diameter/2.25 mm wall			13-25 mm Elastomeric insulation minimum class B-s3,d0 or phenolic foam insulation	<b>EI 60 C/C</b>
20 mm diameter/2.5 mm wall				
26 mm diameter/3 mm wall				
32 mm diameter/3 mm wall				
40 mm diameter/3.5 mm wall				
50 mm diameter/4 mm wall				
63 mm diameter/4.5 mm wall				
75 mm diameter/4.7 mm wall				

**Declaration of Performance**

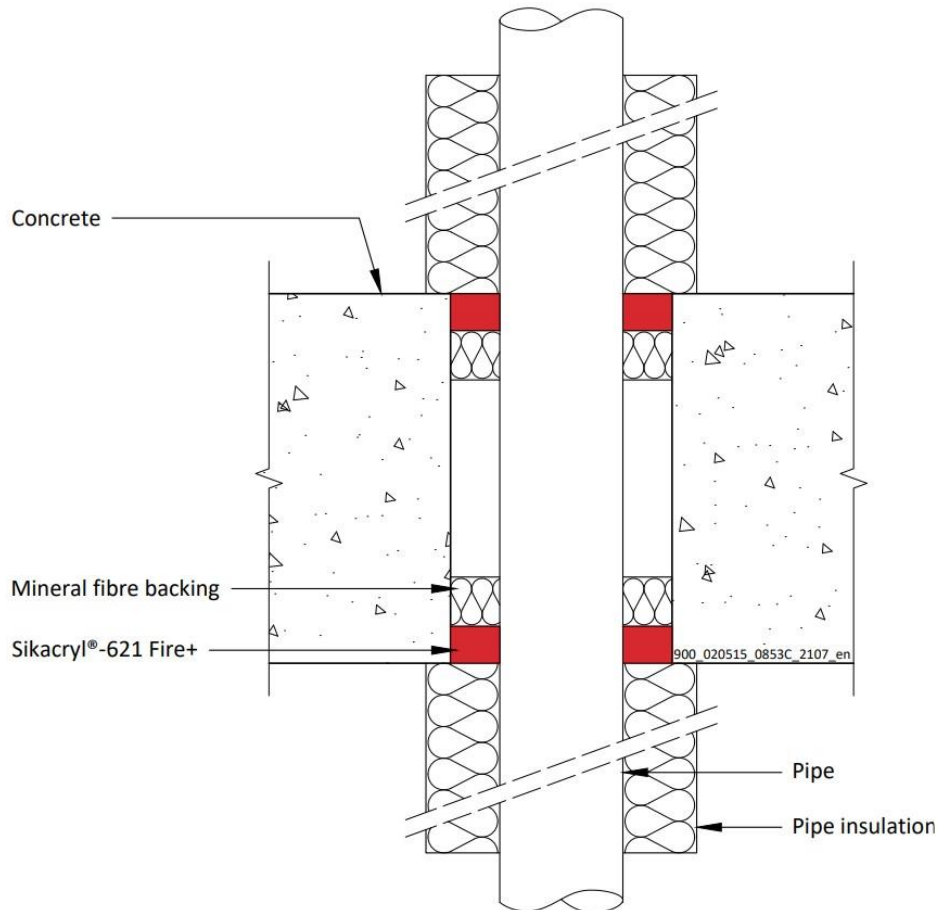
Sikacryl 621 Fire  
58967197  
2021.10 , ver. 1  
1549

Template for translation. Only for internal use

### A.6.11 Double side penetration seal with metallic pipes

**Penetration Seal:** 1000 mm (min.) LI (Local Interrupted) or CI (Continuous Interrupted) insulated metallic pipes (single) fitted at any position within the aperture, with 15 mm deep Sikacryl-621 Fire+ to both sides of the floor (or at any position between), backed with 20 mm deep minimum 40 kg/m<sup>3</sup> stone wool insulation\*.

Construction details:



#### Declaration of Performance

Sikacryl 621 Fire  
58967197  
2021.10 , ver. 1  
1549

Template for translation. Only for  
internal use

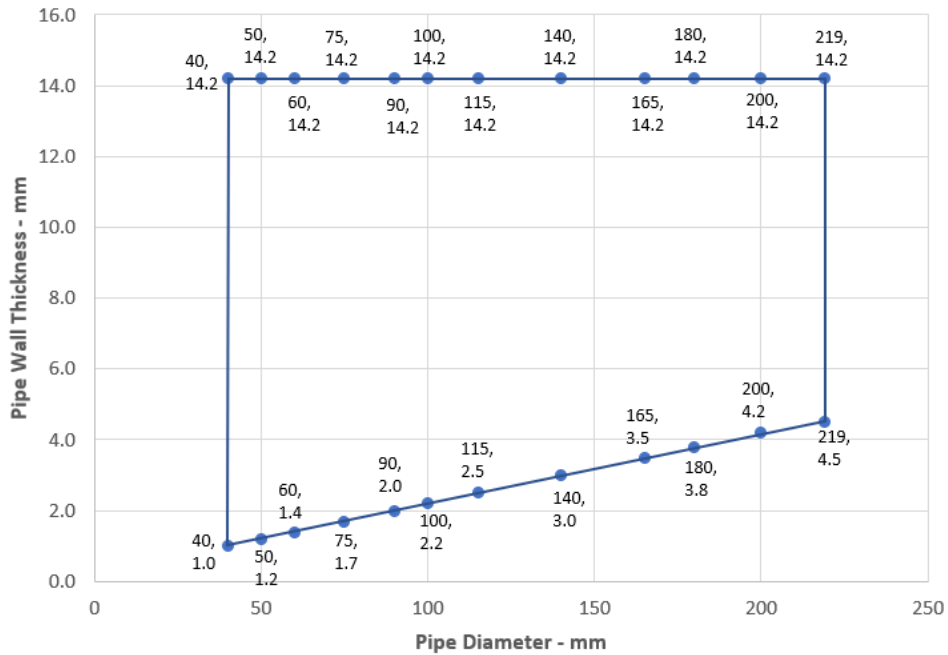


**A.6.11.1**

Services	Maximum seal size	Insulation (minimum)	Classification
Mild or stainless steel pipe			
40 mm diameter/1-14.2 mm wall	300 x 300 mm or 100 x 1000 mm	20 mm Stone wool insulation 80 kg/m <sup>3</sup>	EI 240 C/U
40 mm diameter/1-14.2 mm wall*			
50 mm diameter/1.2-14.2 mm wall*			
60 mm diameter/1.4-14.2 mm wall*			
75 mm diameter/1.7-14.2 mm wall*			
90 mm diameter/2-14.2 mm wall*			
100 mm diameter/2.2-14.2 mm wall*			
115 mm diameter/2.5-14.2 mm wall*			
140 mm diameter/3-14.2 mm wall*			
165 mm diameter/3.5-14.2 mm wall*			
180 mm diameter/3.8-14.2 mm wall*			
200 mm diameter/4.2-14.2 mm wall*			
219 mm diameter/4.5-14.2 mm wall*		30 mm Stone wool insulation 80 kg/m <sup>3</sup>	E 240 C/U, EI 120 C/U

\* Typical pipe diameters shown, see below graph for intermediate sizes

**Steel Pipes with Stone Wool Insulation - C/U**



**Declaration of Performance**  
 Sikacryl 621 Fire  
 58967197  
 2021.10 , ver. 1  
 1549

Template for translation. Only for internal use

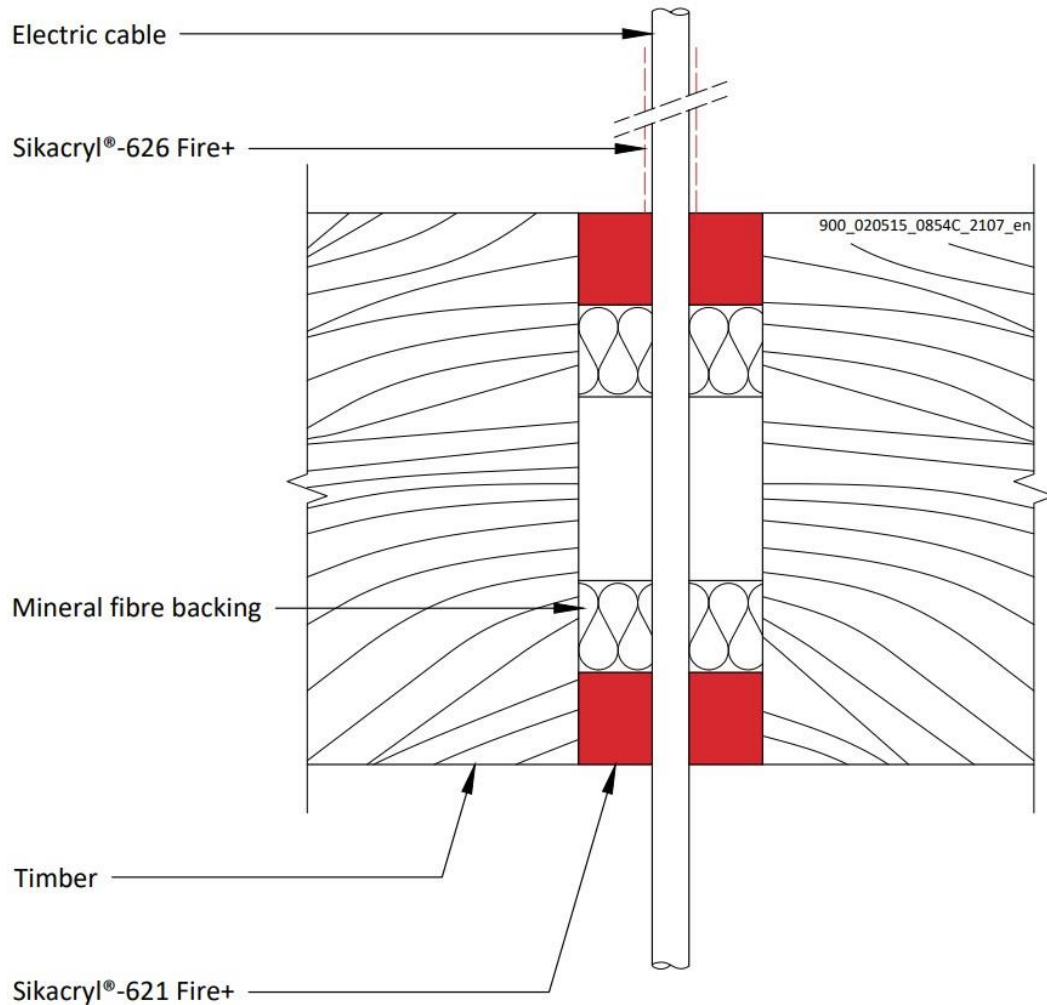


## A.7 Timber floor constructions with floor thickness of minimum 150 mm

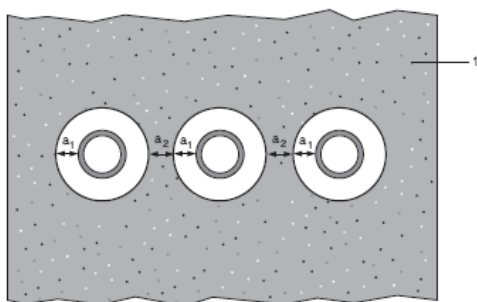
### A.7.1 Double sided penetration seal with cables

**Penetration Seal:** Cables fitted at any position within the aperture, sealed with Sikacryl-621 Fire+, minimum 25 mm deep to both sides of the floor and backed with stone wool insulation (minimum 33kg/m<sup>3</sup>), minimum 25 mm deep. Minimum annular space 10 mm (a1) and minimum separation between penetration seals 0 mm (a2).

Construction details:



#### Configuration 1



#### Key

- 1 Supporting construction
- a1 Pipe / edge of seal separation (annular space)
- a2 Separation between penetration seals

#### Declaration of Performance

Sikacryl 621 Fire  
58967197  
2021.10, ver. 1  
1549

Template for translation. Only for  
internal use

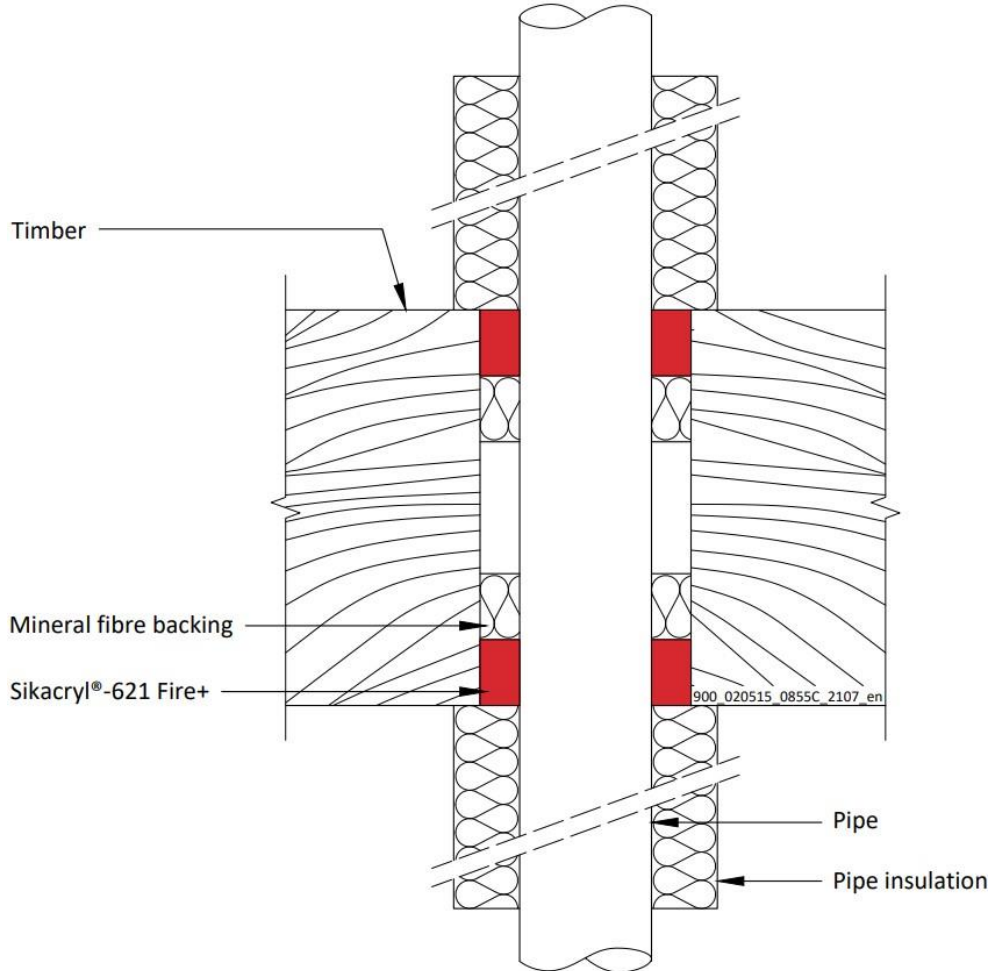
**A.7.1.1**

Services	Sealant depth	Backing	Maximum aperture	Insulation, minimum	Classification
None (blank)	25 mm	Stone wool 25 mm deep min. 33kg/m <sup>3</sup>	Ø 220 mm	None	EI 120
Cables up to 14 mm Ø, single or in bundles up to 100 mm Ø					EI 120
Cables up to 21 mm Ø, single or in bundles up to 100 mm Ø				Sikacryl®-626 Fire+, 260-micron DFT extending 150 mm from top side of the seal	E 120, EI 90
Cables up to 50 mm Ø, single or in bundles up to 100 mm Ø					E 120, EI 90
Telecom cables up to 14 mm Ø, single or in bundles up to 100 mm Ø					E 120, EI 90

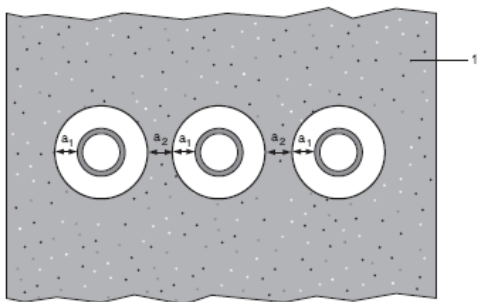
### A.7.2 Double side penetration seal with metallic pipes

**Penetration Seal:** 500 mm (min.) LI (Local Interrupted) or CI (Continuous Interrupted) insulated metallic pipes and composite pipes (single) with glass wool or stone, mineral wool min. 75 kg/m<sup>3</sup>, fitted at any position within the aperture, with Sikacryl-621 Fire+ to both sides of the floor, backed with stone wool insulation (minimum 33kg/m<sup>3</sup>), minimum 25 mm deep. Minimum annular space 10 mm (a1) and minimum separation between penetration seals 0 mm (a2).

Construction details:



#### Configuration 1



#### Key

- 1 Supporting construction
- a1 Pipe / edge of seal separation (annular space)
- a2 Separation between penetration seals

#### Declaration of Performance

Sikacryl 621 Fire  
58967197  
2021.10 , ver. 1  
1549

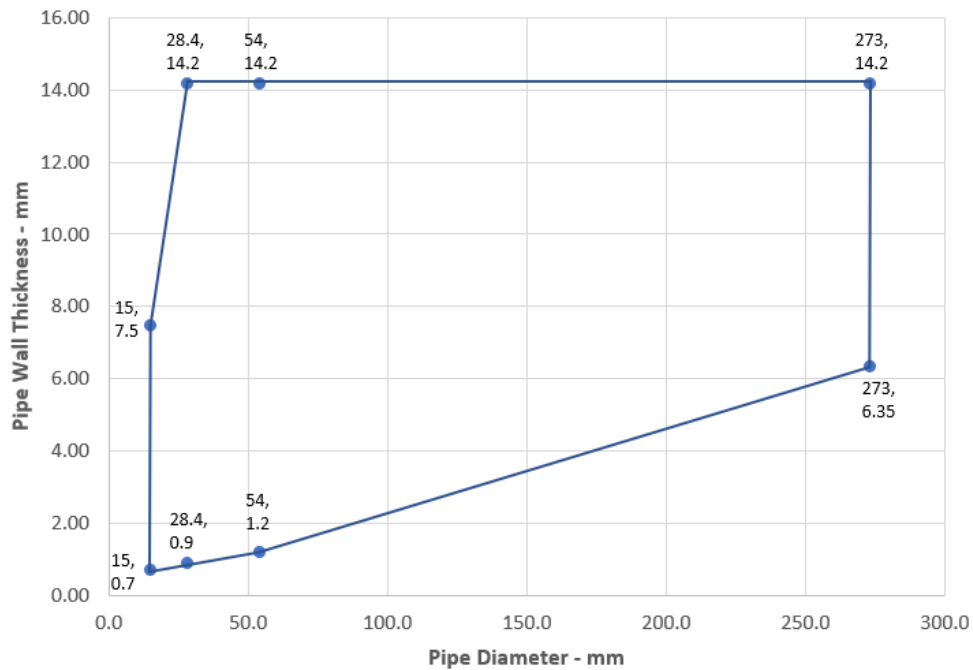
Template for translation. Only for  
internal use

**A.7.1.1**

Services	Maximum aperture	Sealant depth	Backing	Insulation, minimum	Classification
<b>Mild or stainless steel pipe</b>					
Maximum 273 mm diameter /6.35-14.2 mm wall*	Ø 293 mm	25 mm	Stone wool 25 mm deep min. 33kg/m <sup>3</sup>	25 mm glass wool or stone, mineral wool min. 75 kg/m <sup>3</sup> , 500 mm length from both sides of the seal	<b>E 120 C/C, EI 60 C/C</b>
<b>Copper or steel pipe</b>					
Maximum 15 mm diameter /0.7-7.5 mm wall*	Ø 220 mm	25 mm	Stone wool 25 mm deep min. 33kg/m <sup>3</sup>	20 mm glass wool or stone, mineral wool min. 75 kg/m <sup>3</sup> , 500 mm length from both sides of the seal	<b>EI 120 C/C</b>
Maximum 54 mm diameter /1.2-14.2 mm wall*					<b>E 120 C/C, EI 90 C/C</b>
<b>Alupex Pipe</b>					
Maximum 16 mm diameter/ 2.25 mm wall*	Ø 220 mm	25 mm	Stone wool 25 mm deep min. 33kg/m <sup>3</sup>	20 mm glass wool or stone, mineral wool min. 75 kg/m <sup>3</sup> , 500 mm length from both sides of the seal	<b>EI 120 C/C</b>
Maximum 75 mm diameter/ 4.6 mm wall*					<b>E 120 C/C, EI 90 C/C</b>

\* Typical pipe diameters shown, see below graph for intermediate sizes

**Steel Pipes with Glass Wool or Mineral Wool Insulation - C/C**

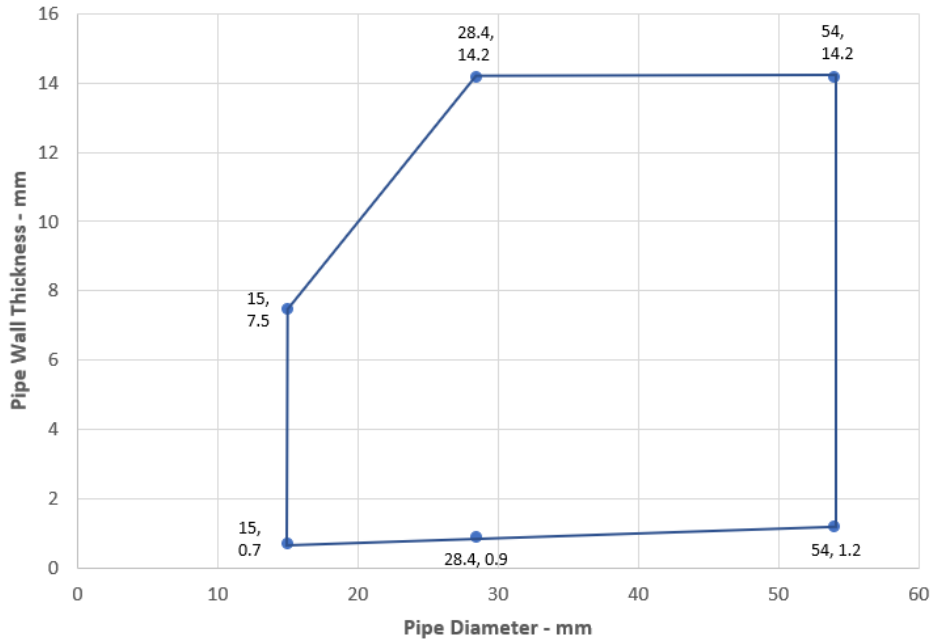


**Declaration of Performance**  
 Sikacryl 621 Fire  
 58967197  
 2021.10 , ver. 1  
 1549

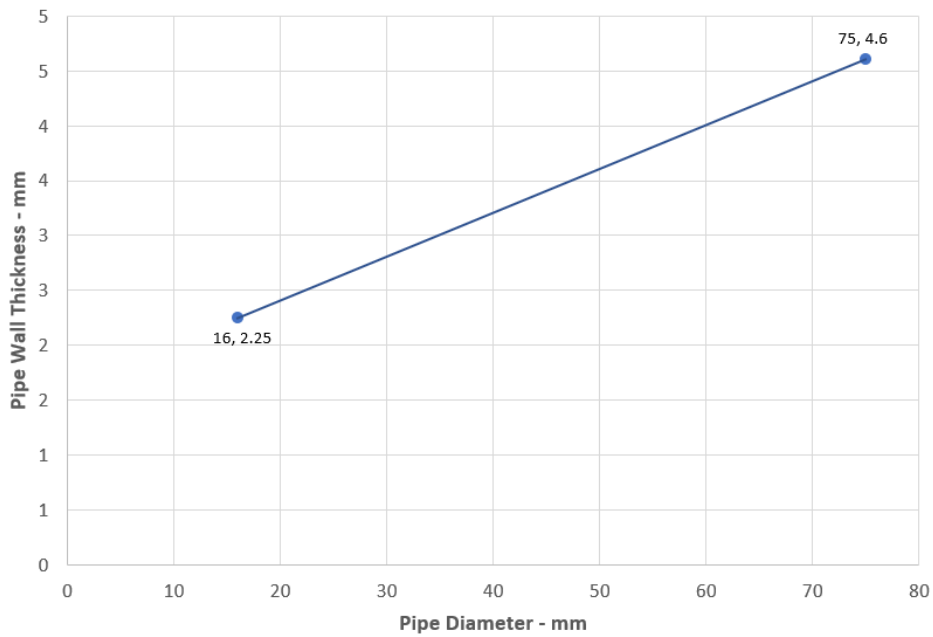
Template for translation. Only for internal use



**Copper or Steel Pipes with Glass Wool or Mineral Wool  
Insulation - C/C**



**Alupex Pipes with Glass Wool or Mineral Wool Insulation -  
C/C**



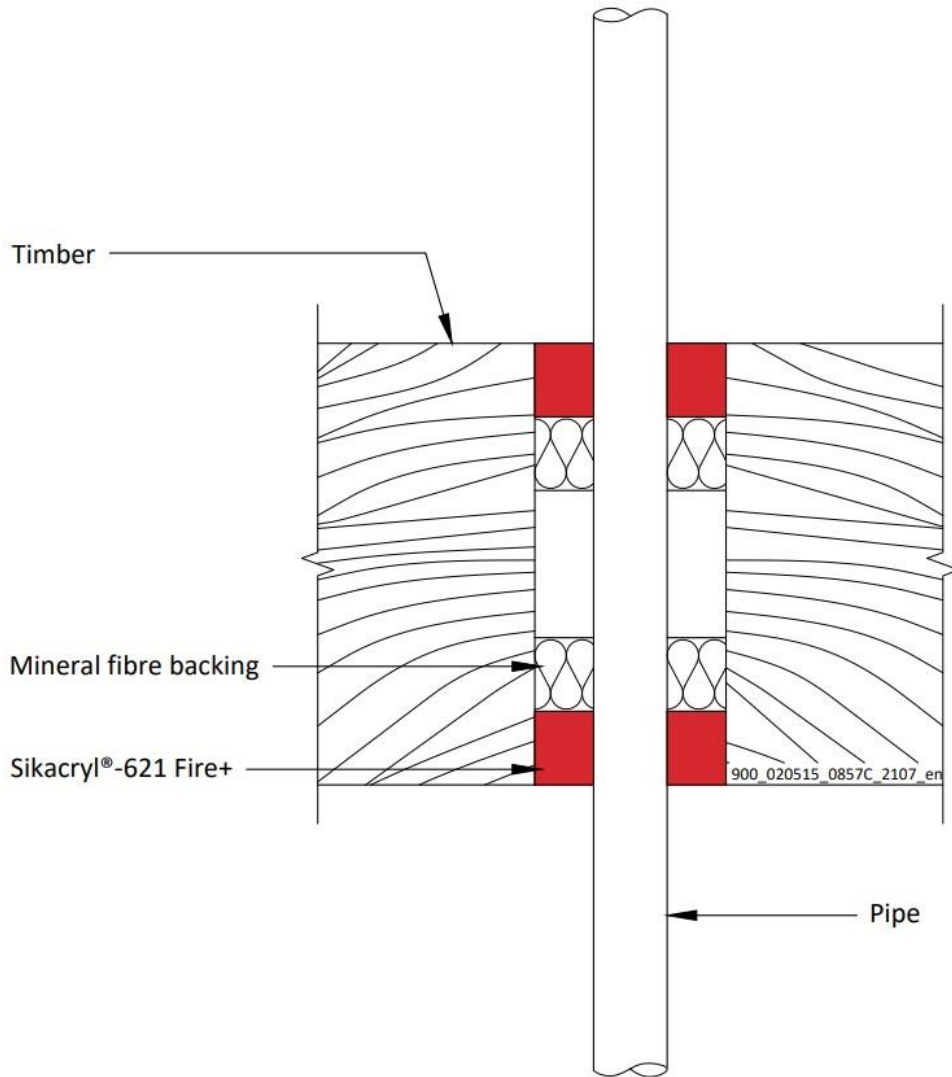
**Declaration of Performance**  
Sikacryl 621 Fire  
58967197  
2021.10 , ver. 1  
1549

Template for translation. Only for  
internal use

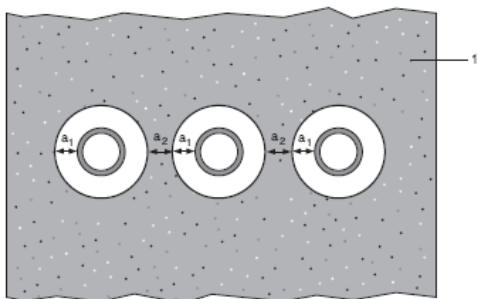
### A.7.3 Double side penetration seal with plastic pipes and composite pipes

**Penetration Seal:** Plastic and composite pipes (single) fitted at any position within the aperture, with Sikacryl-621 Fire+ to both sides of the floor, backed with stone, mineral wool min. 33 kg/m<sup>3</sup>. Minimum annular space 10 mm and maximum 30 mm (a1) and minimum separation between penetration seals 0 mm (a2).

Construction details:



**Configuration 1**



**Key**

- 1 Supporting construction
- a1 Pipe / edge of seal separation (annular space)
- a2 Separation between penetration seals

**Declaration of Performance**

Sikacryl 621 Fire  
58967197  
2021.10 , ver. 1  
1549

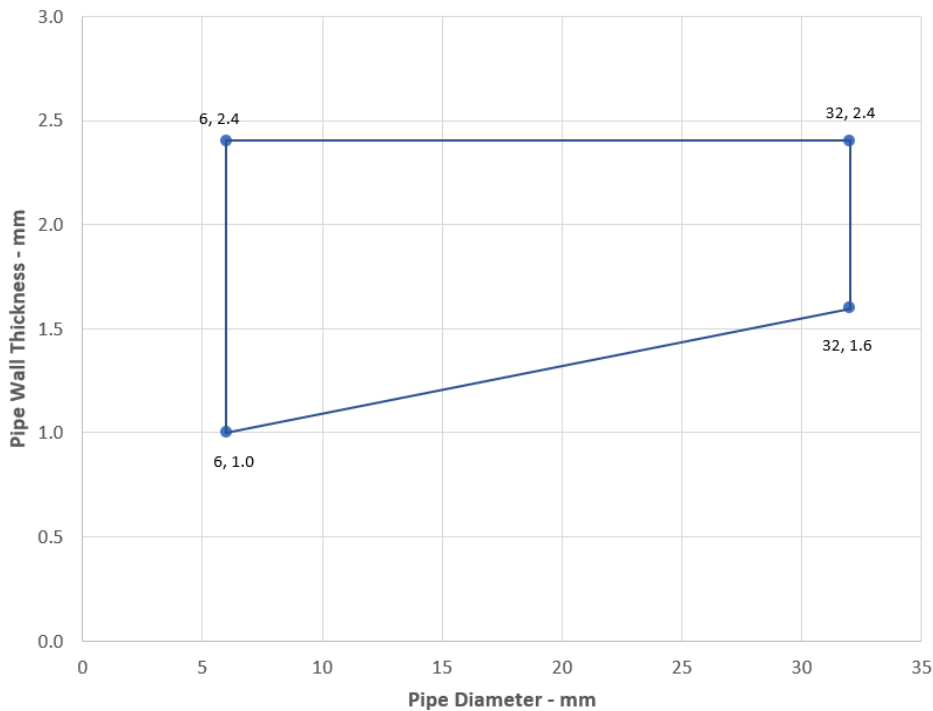
Template for translation. Only for  
internal use

**A.7.3.1**

Services	Sealant depth	Backing	Classification
PVC-U pipe according to EN 1329-1, EN 1452-1 and EN 1453-1, PVC-C according to EN 1566-1			
Maximum 32 mm diameter/1.0-2.4 mm wall*	25 mm	Stone wool 25 mm deep min. 33kg/m <sup>3</sup>	<b>EI 120 U/C</b>
PE pipe according to EN 1519-1, EN 12201-2 and EN 12666-1, ABS according to EN 1455-1 and pipes made from SAN+PVC according to EN 1565-1			
Maximum 32 mm diameter/2.0-3.0 mm wall*	25 mm	Stone wool 25 mm deep min. 33kg/m <sup>3</sup>	<b>EI 120 U/C</b>
PP pipe according to EN 1451-1 or DIN 8077/8078			
Maximum 32 mm diameter/1.8-4.4 mm wall*	25 mm	Stone wool 25 mm deep min. 33kg/m <sup>3</sup>	<b>EI 120 U/C</b>
PEX pipe in pipe system			
25 mm diameter outer /15 mm diameter x 2.5 mm wall inner	25 mm	Stone wool 25 mm deep min. 33kg/m <sup>3</sup>	<b>EI 120 C/C</b>

\* Typical pipe diameters shown, see below graph for intermediate sizes

**PVC-U Pipes EI 120 - U/C**



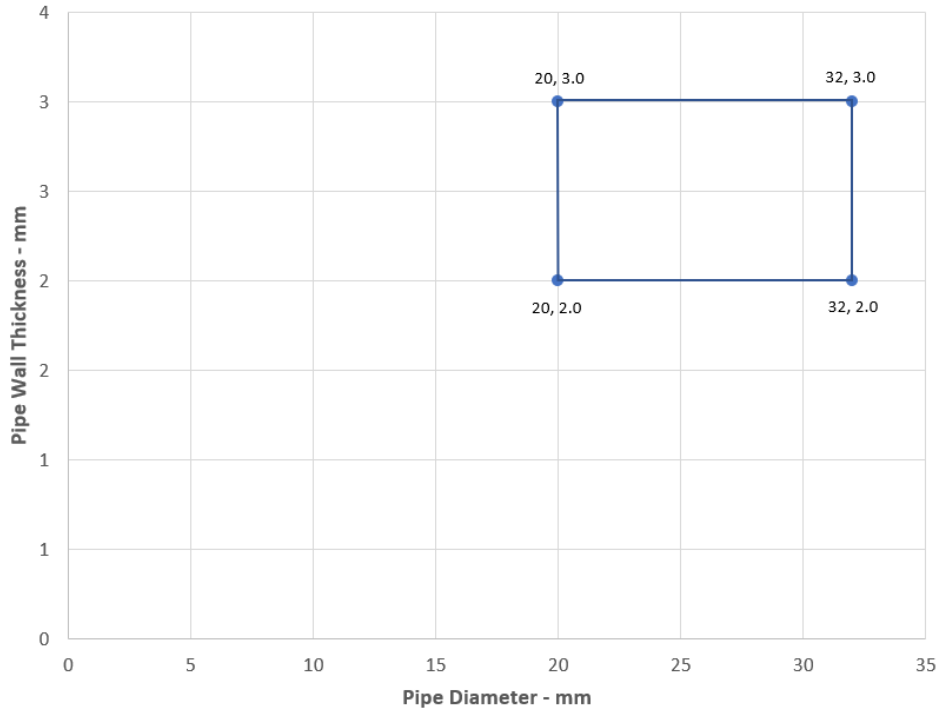
**Declaration of Performance**  
 Sikacryl 621 Fire  
 58967197  
 2021.10 , ver. 1  
 1549

Template for translation. Only for internal use

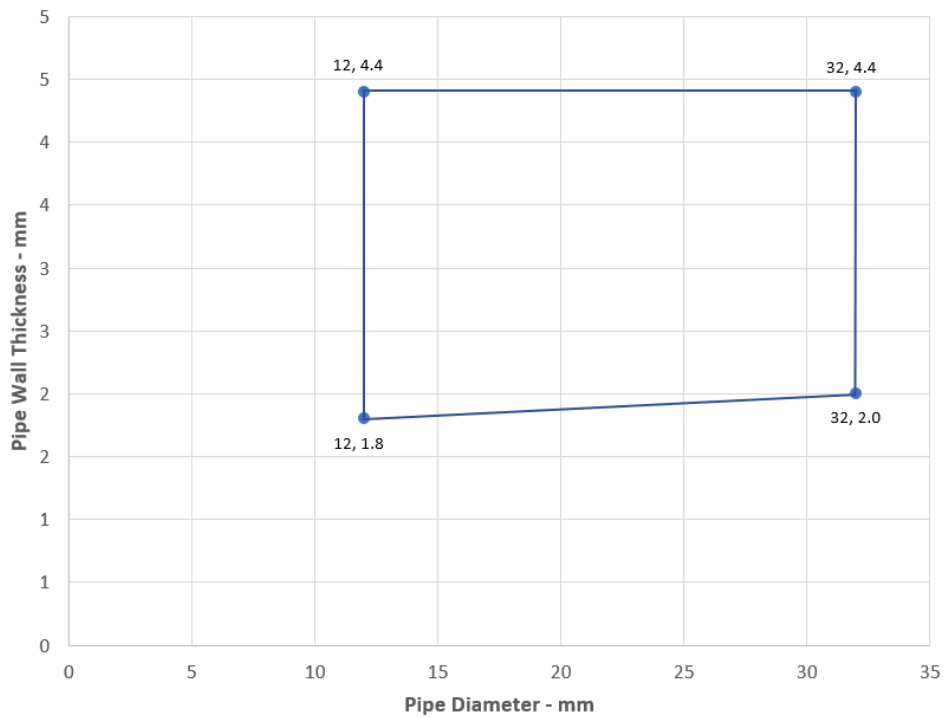




### PE Pipes EI 120 - U/C



### PP Pipes EI 120 - U/C



**Declaration of Performance**  
Sikacryl 621 Fire  
58967197  
2021.10 , ver. 1  
1549

161/164

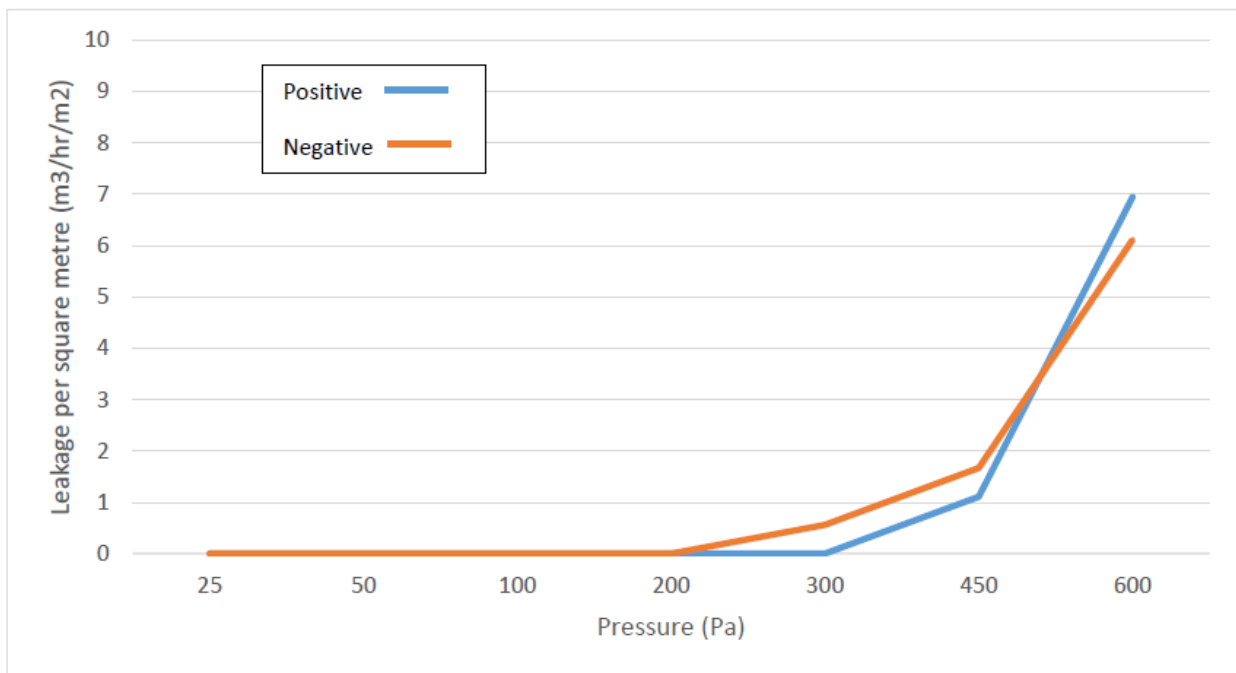
Template for translation. Only for  
internal use

**BUILDING TRUST**



**ANNEX B – Air Permeability – Sikacryl-621 Fire+**

Product tested	10mm deep x 30mm wide Sikacryl-621 Fire+		
Summary of testing procedure		Result	
	Pressure (Pa)	Leakage (m <sup>3</sup> /h)	Leakage (m <sup>3</sup> /m <sup>2</sup> /h)
Results under negative chamber pressure	25	0.00	0.00
	50	0.00	0.00
	100	0.00	0.00
	200	0.00	0.00
	300	0.02	0.56
	450	0.06	1.67
	600	0.22	6.11
Results under positive chamber pressure	25	0.00	0.00
	50	0.00	0.00
	100	0.00	0.00
	200	0.00	0.00
	300	0.00	0.00
	450	0.04	1.11
	600	0.25	6.94



EAD 350454-00-1104:2017
Notified Body 2531
Fire Stopping and Sealing Product: Penetration Seals

<http://dop.sika.com>

**Declaration of Performance**  
 Sikacryl 621 Fire  
 58967197  
 2021.10 , ver. 1  
 1549

Template for translation. Only for internal use



## CE MARKING TO BE PLACED ON THE LABEL

 21
Sika Services AG, Zurich, Switzerland
58967197
For details see accompanying documents
EAD 350454-00-1104:2017
Notified Body 2531
Fire Stopping and Sealing Product: Penetration Seals

<http://dop.sika.com>

---

### ECOLOGY, HEALTH AND SAFETY INFORMATION (REACH)

For information and advice on the safe handling, storage and disposal of chemical products, users shall refer to the most recent Safety Data Sheet (SDS) containing physical, ecological, toxicological and other safety related data.

---

### LEGAL NOTE

Any information or suggestions for use concerning Sika's products, which we either in writing or orally have given buyers or end-users of the product have been given in good faith based on our own experiences and based on approved praxis and the technological and scientific knowledge on the time of giving such suggestions and information, which are given without any type of guarantees, and which do not lead to any further responsibility from Sika Danmark A/S, besides what is stated in the sales agreement in question. The buyer or end-user should themselves investigate or otherwise make sure that our products are suitable for the use in question and further make sure that the products are kept and used correct and in agreement with the published rules and considering the actual conditions in order to avoid damages or less satisfactory results. Any order is accepted and any deliverance is effected according to the general terms of sales and delivery from Sika Danmark A/S, which are considered known and accepted, and which could be handed out when asked for. Our catalogues are not up-dated automatically. The present product data sheet is only for use in Denmark. Values stated in the present product data sheet should be seen as recommended, unless stated otherwise.

---

#### Declaration of Performance

Sikacryl 621 Fire  
58967197  
2021.10 , ver. 1  
1549

Template for translation. Only for  
internal use

**Sika Danmark A/S**  
Hirsemarken 5  
DK-3520 Farum  
Denmark  
[www.sika.dk](http://www.sika.dk)

**Declaration of Performance**  
Sikacryl 621 Fire  
58967197  
2021.10 , ver. 1  
1549

**164/164**

Template for translation. Only for  
internal use

**BUILDING TRUST**

