

Sika® Backer Rod Fire

DECLARATION OF PERFORMANCE No. 47653389

1	UNIQUE IDENTIFICATION CODE OF THE PRODUCT-TYPE:	47653389
2	INTENDED USE/S	ETA 17/0980/ EAD 350141-00-1106:2017 Fire stopping and sealing product, linear gap sealing systems when used in conjunction with SikaHyflex®-250 Facade
3	MANUFACTURER:	Sika Services AG Tüffenwies 16-22 8064 Zürich
4	AUTHORISED REPRESENTATIVE:	
5	SYSTEM/S OF AVCP:	System 1
6b	EUROPEAN ASSESSMENT DOCUMENT:	EAD 350141-00-1106 FIRE STOPPING AND FIRE SEALING PRODUCTS, LINEAR JOINT AND GAP SEALS - September 2017
	European Technical Assessment:	ETA 17/0980 of 25/05/2019
	Technical Assessment Body:	Warrington Fire Testing and Certification Limited
	Notified body/ies:	1121, 2812

Declaration of Performance

Sika® Backer Rod Fire

47653389

2019.06 , ver. 3

1144, 1003

7 DECLARED PERFORMANCE/S

Product Type Sika® Backer Rod Fire lineargap sealingsystems, when used in conjunction with SikaHyflex®-250 Facade		Intended use: Linear Joint Seal
Basic requirement for construction work	Basic Requirement	Performance
BWR 1 Mechanical resistance and stability		
	None	Not relevant
BWR 2 Safety in case of fire		
EN 13501-1	Reaction to fire	Sika® Backer Rod Fire A1 SikaHyflex®-250 Facade E
EN 13501-2	Resistance to fire	Annex A
BWR 3 Hygiene, Health and the Environment		
EN 1026:2000	Air permeability	NPD (No performance determined)
EAD 350141-00-1106	Water permeability	NPD (No performance determined)
Declaration by manufacturer	Release of dangerous substances	Usecategory IA1,S/W3 Declaration of manufacturer
BWR 4 Safety in use		
EOTA TR 001:2003	Mechanical resistance and stability	NPD (No performance determined)
EOTA TR 001:2003	Resistance to impact/movement	NPD (No performance determined)
EOTA TR 001:2003	Adhesion	NPD (No performance determined)
BWR 5 Protection against noise		
EN 10140-2/ EN ISO 717-1	Airborne sound insulation	NPD (No performance determined)
BWR 6 Energy, Economy and Heat Retention		
EN 126 64, EN 12667 or EN 12939	Thermal properties	NPD (No performance determined)
EN ISO 12572 EN12086	Water vapour permeability	NPD (No performance determined)
General aspects relating to fitness for use		
EOTA TR 024:2009	Durability and serviceability	Z1
BWR 7 Sustainable use of natural resources		
		NPD (No performance determined)

Declaration of Performance

Sika® Backer Rod Fire
47653389
2019.06 , ver. 3
1144, 1003

Annex A

Resistance to Fire Classification of Sika® Backer Rod Fire linear gap sealing systems when used in conjunction with SikaHyflex®-250 Facade

Orientation

The field of application regarding the orientation of the linear joint is given in Table 1.

Table 1

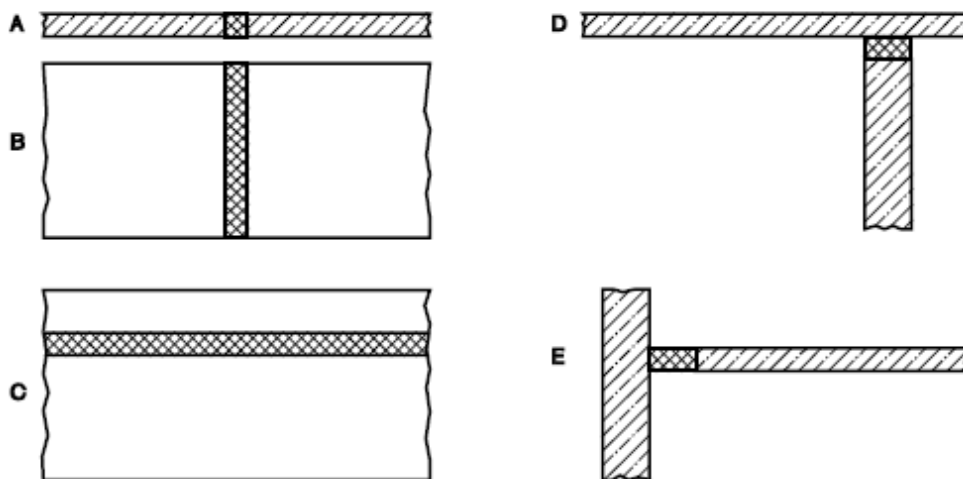
Tested orientation	Application
A	A, D, E ^a
B	B
C	C, D ^b

^a Orientation E will only be covered by test orientation A if shear movement was chosen and one face of the joint was fixed and the other was moved.
^b Orientation D will only be covered by test orientation C if shear movement was chosen and one face of the joint was fixed and the other face was moved.

Key

- A linear joint in a horizontal test construction
- B vertical linear joint in a vertical test construction
- C horizontal linear joint in a vertical test construction
- D horizontal wall joint abutting a floor, ceiling or roof
- E horizontal floor joint abutting a wall

Table 1 only applies when both the supporting construction and the location of the seal within the linear joint remain unchanged.



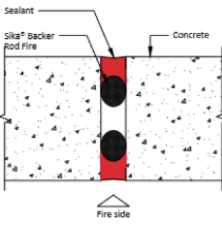
Declaration of Performance

Sika® Backer Rod Fire
 47653389
 2019.06 , ver. 3
 1144, 1003

A.1 Rigid floor constructions according to 2.1 with floor thickness of minimum 200 mm

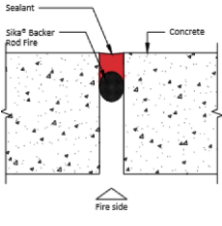
A1.1 Linear joint or gap seal, horizontally orientated

A.1.1.1 Sika® Backer Rod Fire (mm) in conjunction with SikaHyflex®-250 Facade Linear Joint Seals in Rigid Floors 200 mm thick (min.) - Double Seal

Seal Orientation (A&D)	Sika® Backer Rod Fire Dia	SikaHyflex®-250 Facade depth (mm)	Substrates	Classification
	12	Sealant depth = width x 0.8*	AAC-AAC	EI240 – H – X – F – W 7-10.2
	15			EI240 – H – X – F – W 9-12.75
	20			EI240 – H – X – F – W 12-17
	30			EI240 – H – X – F – W 16-25.5
	40			EI240 – H – X – F – W 24-34
	50			EI240 – H – X – F – W 32-42.5
	60			EI240 – H – X – F – W 39-51

*) Seals < 10.2mm 8mm of sealant should be applied

A.1.1.2 Sika® Backer Rod Fire (mm) in conjunction with SikaHyflex®-250 Facade Linear Joint Seals in Rigid Floors 200 mm thick (min.) - Single Seal

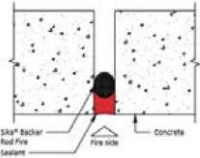
Seal Orientation (A&D)	Sika® Backer Rod Fire Dia	SikaHyflex®-250 Facade Depth (mm)	Substrates	Classification
	12	Sealant depth = width x 0.8*	AAC-AAC	EI240 – H – X – F – W 7-10.2
	15			EI240 – H – X – F – W 9-12.75
	20			EI240 – H – X – F – W 12-17
	30			EI240 – H – X – F – W 16-25.5
	40			EI240 – H – X – F – W 24-34
	50			EI240 – H – X – F – W 32-42.5
	60			EI240 – H – X – F – W 39-51

*) Seals < 10.2mm 8mm of sealant should be applied

Declaration of Performance

Sika® Backer Rod Fire
47653389
2019.06 , ver. 3
1144, 1003

A.1.1.3 Sika® Backer Rod Fire (mm) in conjunction with SikaHyflex®-250 Facade Linear Joint Seals in Rigid Floors 200 mm thick (min.) - Single Seal

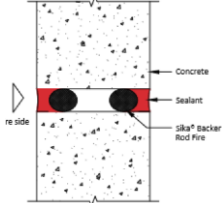
Seal Orientation (A&D)	Sika® Backer Rod Fire Dia	SikaHyflex®-250 Facade Depth (mm)	Substrates	Classification
	12	Sealant depth = width x 0.8*	AAC-AAC	E180 EI120 – H – X – F – W 7-10.2
	15			E180 EI120 – H – X – F – W 9-12.75
	20			E180 EI120 – H – X – F – W 12-17
	30			E180 EI120 – H – X – F – W 16-25.5
	40			E180 EI120 – H – X – F – W 24-34
	50			E180 EI120 – H – X – F – W 32-42.5
	60			E180 EI120 – H – X – F – W 39-51

*) Seals < 10.2mm 8mm of sealant should be applied

A.2 Rigid wall constructions according to 2. 1 with wall thickness of minimum 150 mm

A.2.1 Linear joint or gap seal, vertically and horizontally orientated

A.2.1.1 Sika® Backer Rod Fire (mm) in conjunction with SikaHyflex®-250 Facade Linear Joint Seals in Rigid Walls 150 mm thick (min.) – Double Seal

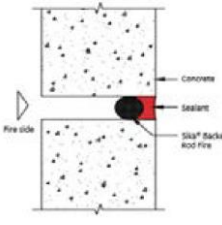
Seal Orientation	Sika® Backer Rod Fire Dia	SikaHyflex®-250 Facade Depth (mm)	Substrates	Classification
	12	Sealant depth = width x 0.5* (2:1)	AAC-AAC	EI240 – V – X – F – W 7-10.2
	15			EI240 – V – X – F – W 9-12.75
	20			EI240 – V – X – F – W 12-17
	30			EI240 – V – X – F – W 16-25.5
	40			EI240 – V – X – F – W 24-34
	50			EI240 – V – X – F – W 32-42.5
	60			EI240 – V – X – F – W 39-51

*) Seals < 10.2mm 5mm of sealant should be applied

Declaration of Performance

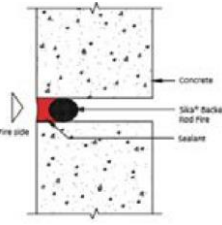
Sika® Backer Rod Fire
47653389
2019.06 , ver. 3
1144, 1003

A.2.1.2 Sika® Backer Rod Fire (mm) in conjunction with SikaHyflex®-250 Facade Linear Joint Seals in Rigid Walls 150 mm thick (min.) – Single Seal

Seal Orientation	Sika® Backer Rod Fire Dia	SikaHyflex®-250 Facade Depth (mm)	Substrates	Classification
	12	Sealant depth = width x 0.5* (2:1)	AAC-AAC	E240 EI180 – V – X – F – W 7-10.2
	15			E240 EI180 – V – X – F – W 9-12.75
	20			E240 EI180 – V – X – F – W 12-17
	30			E240 EI180 – V – X – F – W 16-25.5
	40			E240 EI180 – V – X – F – W 24-34
	50			E240 EI180 – V – X – F – W 32-42.5
	60			E240 EI180 – V – X – F – W 39-51

*) Seals < 10.2mm 5mm of sealant should be applied

A.2.1.3 Sika® Backer Rod Fire (mm) in conjunction with SikaHyflex®-250 Facade Linear Joint Seals in Rigid Walls 150 mm thick (min.) – Single Seal

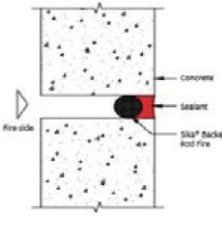
Seal Orientation	Sika® Backer Rod Fire Dia	SikaHyflex®-250 Facade Depth (mm)	Substrates	Classification
	12	Sealant depth = width x 0.5* (2:1)	AAC-AAC	E240 EI120 – V – X – F – W 7-10.2
	15			E240 EI120 – V – X – F – W 9-12.75
	20			E240 EI120 – V – X – F – W 12-17
	30			E240 EI120 – V – X – F – W 16-25.5
	40			E240 EI120 – V – X – F – W 24-34
	50			E240 EI120 – V – X – F – W 32-42.5
	60			E240 EI120 – V – X – F – W 39-51

*) Seals < 10.2mm 5mm of sealant should be applied

Declaration of Performance

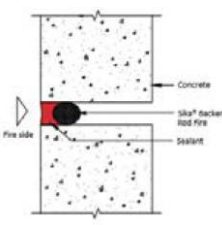
Sika® Backer Rod Fire
47653389
2019.06 , ver. 3
1144, 1003

A.2.1.4 Sika® Backer Rod Fire (mm) in conjunction with SikaHyflex®-250 Facade Linear Joint Seals in Rigid Walls 150 mm thick (min.) – Single Seal

Seal Orientation	Sika® Backer Rod Fire Dia	SikaHyflex®-250 Facade Depth (mm)	Substrates	Classification
	12	Sealant depth = width x 0.5* (2:1)	AAC-AAC	EI240 – T – X – F – W 7-10.2
	15			EI240 – T – X – F – W 9-12.75
	20			EI240 – T – X – F – W 12-17
	30			EI240 – T – X – F – W 16-25.5
	40			EI240 – T – X – F – W 24-34
	50			EI240 – T – X – F – W 32-42.5
	60			EI240 – T – X – F – W 39-51

*) Seals < 10.2mm 5mm of sealant should be applied

A.2.1.5 Sika® Backer Rod Fire (mm) in conjunction with SikaHyflex®-250 Facade Linear Joint Seals in Rigid Walls 150 mm thick (min.) – Single Seal

Seal Orientation	Sika® Backer Rod Fire Dia	SikaHyflex®-250 Facade Depth (mm)	Substrates	Classification
	12	Sealant depth = width x 0.5* (2:1)	AAC-AAC	E180 EI90 – T – X – F – W 7-10.2
	15			E180 EI90 – T – X – F – W 9-12.75
	20			E180 EI90 – T – X – F – W 12-17
	30			E180 EI90 – T – X – F – W 16-25.5
	40			E180 EI90 – T – X – F – W 24-34
	50			E180 EI90 – T – X – F – W 32-42.5
	60			E180 EI90 – T – X – F – W 39-51


*) Seals < 10.2mm 8mm of sealant should be applies

Declaration of Performance

Sika® Backer Rod Fire
47653389
2019.06 , ver. 3
1144, 1003


**8 APPROPRIATE TECHNICAL DOCUMENTATION AND/OR -
SPECIFIC TECHNICAL DOCUMENTATION**

Name : Anders Beier
Function: General Manager
At Farum on 23 June 2020



.....

Name : Kristian Larsen
Function: Head Sealing and Bonding
At Farum on 23 June 2020



.....

End of information as required by Regulation (EU) No 305/2011


RELATED DECLARATION OF PERFORMANCE

Product Name	Harmonised technical specification	DoP Number
Sika® Backer Rod Fire in conjunction with Sikaflex® AT Connection	EAD 350141-00-1106:2017	47653389
Sika® Backer Rod Fire used in conjunction with Sikaflex® PRO-3	EAD 350141-00-1106:2017	85928081

Declaration of Performance

Sika® Backer Rod Fire
47653389
2019.06 , ver. 3
1144, 1003

FULL CE MARKING

 17
Sika Services AG, Zürich, Switzerland
47653389
EAD 350141-00-1106:2017
1121, 2812
Fire stopping and sealing product, linear gap sealing systems when used in conjunction with SikaHyflex®-250 Facade

Declaration of Performance

Sika® Backer Rod Fire
47653389
2019.06 , ver. 3
1144, 1003

Product Type Sika® Backer Rod Fire lineargap sealingsystems, when used in conjunction with SikaHyflex®-250 Facade		Intended use: Linear Joint Seal
Basic requirement for construction work	Basic Requirement	Performance
BWR 1 Mechanical resistance and stability		
	None	Not relevant
BWR 2 Safety in case of fire		
EN 13501-1	Reaction to fire	Sika® Backer Rod Fire A1 SikaHyflex®-250 Facade E
EN 13501-2	Resistance to fire	Annex A
BWR 3 Hygiene, Health and the Environment		
EN 1026:2000	Air permeability	NPD (No performance determined)
EAD 350141-00-1106	Water permeability	NPD (No performance determined)
Declaration by manufacturer	Release of dangerous substances	Use category IA1,S/W3 Declaration of manufacturer
BWR 4 Safety in use		
EOTA TR 001:2003	Mechanical resistance and stability	NPD (No performance determined)
EOTA TR 001:2003	Resistance to impact/movement	NPD (No performance determined)
EOTA TR 001:2003	Adhesion	NPD (No performance determined)
BWR 5 Protection against noise		
EN 10140-2/ EN ISO 717-1	Airborne sound insulation	NPD (No performance determined)
BWR 6 Energy, Economy and Heat Retention		
EN 126 64, EN 12667 or EN 12939	Thermal properties	NPD (No performance determined)
EN ISO 12572 EN12086	Water vapour permeability	NPD (No performance determined)
General aspects relating to fitness for use		
EOTA TR 024:2009	Durability and serviceability	Z1
BWR 7 Sustainable use of natural resources		
		NPD (No performance determined)

Declaration of Performance

Sika® Backer Rod Fire
47653389
2019.06 , ver. 3
1144, 1003

Annex A

Resistance to Fire Classification of Sika® Backer Rod Fire linear gap sealing systems when used in conjunction with SikaHyflex®-250 Facade

Orientation

The field of application regarding the orientation of the linear joint is given in Table 1.

Table 1

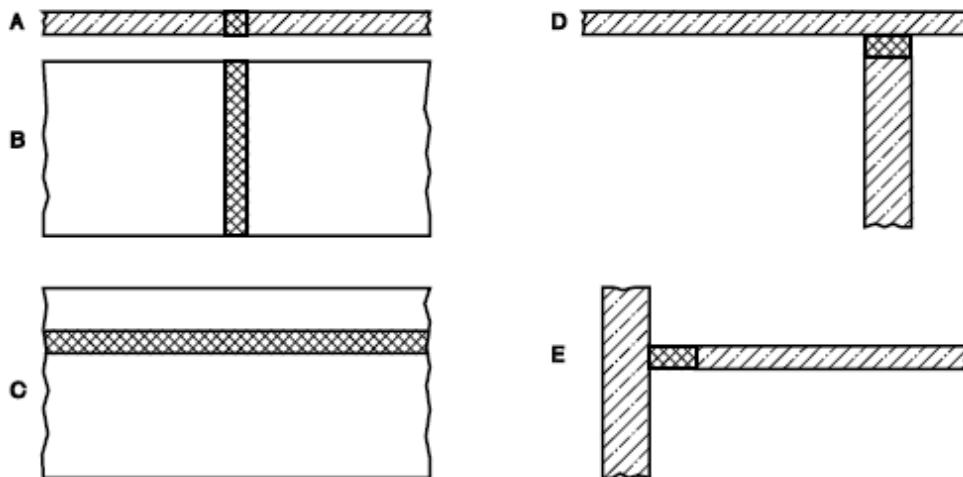
Tested orientation	Application
A	A, D, E ^a
B	B
C	C, D ^b

^a Orientation E will only be covered by test orientation A if shear movement was chosen and one face of the joint was fixed and the other was moved.
^b Orientation D will only be covered by test orientation C if shear movement was chosen and one face of the joint was fixed and the other face was moved.

Key

- A linear joint in a horizontal test construction
- B vertical linear joint in a vertical test construction
- C horizontal linear joint in a vertical test construction
- D horizontal wall joint abutting a floor, ceiling or roof
- E horizontal floor joint abutting a wall

Table 1 only applies when both the supporting construction and the location of the seal within the linear joint remain unchanged.




Declaration of Performance

Sika® Backer Rod Fire
 47653389
 2019.06 , ver. 3
 1144, 1003

A.1 Rigid floor constructions according to 2.1 with floor thickness of minimum 200 mm


A1.1 Linear joint or gap seal, horizontally orientated

A.1.1.1 Sika® Backer Rod Fire (mm) in conjunction with SikaHyflex®-250 Facade Linear Joint Seals in Rigid Floors 200 mm thick (min.) - Double Seal

Seal Orientation (A&D)	Sika® Backer Rod Fire Dia	SikaHyflex®-250 Facade depth (mm)	Substrates	Classification
	12	Sealant depth = width x 0.8*	AAC-AAC	EI240 – H – X – F – W 7-10.2
	15			EI240 – H – X – F – W 9-12.75
	20			EI240 – H – X – F – W 12-17
	30			EI240 – H – X – F – W 16-25.5
	40			EI240 – H – X – F – W 24-34
	50			EI240 – H – X – F – W 32-42.5
	60			EI240 – H – X – F – W 39-51

*) Seals < 10.2mm 8mm of sealant should be applied

A.1.1.2 Sika® Backer Rod Fire (mm) in conjunction with SikaHyflex®-250 Facade Linear Joint Seals in Rigid Floors 200 mm thick (min.) - Single Seal

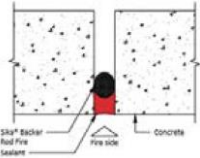
Seal Orientation (A&D)	Sika® Backer Rod Fire Dia	SikaHyflex®-250 Facade Depth (mm)	Substrates	Classification
	12	Sealant depth = width x 0.8*	AAC-AAC	EI240 – H – X – F – W 7-10.2
	15			EI240 – H – X – F – W 9-12.75
	20			EI240 – H – X – F – W 12-17
	30			EI240 – H – X – F – W 16-25.5
	40			EI240 – H – X – F – W 24-34
	50			EI240 – H – X – F – W 32-42.5
	60			EI240 – H – X – F – W 39-51

*) Seals < 10.2mm 8mm of sealant should be applied

Declaration of Performance

Sika® Backer Rod Fire
47653389
2019.06 , ver. 3
1144, 1003

A.1.1.3 Sika® Backer Rod Fire (mm) in conjunction with SikaHyflex®-250 Facade Linear Joint Seals in Rigid Floors 200 mm thick (min.) - Single Seal

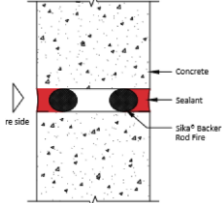
Seal Orientation (A&D)	Sika® Backer Rod Fire Dia	SikaHyflex®-250 Facade Depth (mm)	Substrates	Classification
	12	Sealant depth = width x 0.8*	AAC-AAC	E180 EI120 – H – X – F – W 7-10.2
	15			E180 EI120 – H – X – F – W 9-12.75
	20			E180 EI120 – H – X – F – W 12-17
	30			E180 EI120 – H – X – F – W 16-25.5
	40			E180 EI120 – H – X – F – W 24-34
	50			E180 EI120 – H – X – F – W 32-42.5
	60			E180 EI120 – H – X – F – W 39-51

*) Seals < 10.2mm 8mm of sealant should be applied

A.2 Rigid wall constructions according to 2. 1 with wall thickness of minimum 150 mm

A.2.1 Linear joint or gap seal, vertically and horizontally orientated

A.2.1.1 Sika® Backer Rod Fire (mm) in conjunction with SikaHyflex®-250 Facade Linear Joint Seals in Rigid Walls 150 mm thick (min.) – Double Seal


Seal Orientation	Sika® Backer Rod Fire Dia	SikaHyflex®-250 Facade Depth (mm)	Substrates	Classification
	12	Sealant depth = width x 0.5* (2:1)	AAC-AAC	EI240 – V – X – F – W 7-10.2
	15			EI240 – V – X – F – W 9-12.75
	20			EI240 – V – X – F – W 12-17
	30			EI240 – V – X – F – W 16-25.5
	40			EI240 – V – X – F – W 24-34
	50			EI240 – V – X – F – W 32-42.5
	60			EI240 – V – X – F – W 39-51

*) Seals < 10.2mm 5mm of sealant should be applied

Declaration of Performance

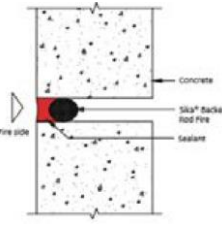
Sika® Backer Rod Fire
47653389
2019.06 , ver. 3
1144, 1003

A.2.1.2 Sika® Backer Rod Fire (mm) in conjunction with SikaHyflex®-250 Facade Linear Joint Seals in Rigid Walls 150 mm thick (min.) – Single Seal

Seal Orientation	Sika® Backer Rod Fire Dia	SikaHyflex®-250 Facade Depth (mm)	Substrates	Classification
	12	Sealant depth = width x 0.5* (2:1)	AAC-AAC	E240 EI180 – V – X – F – W 7-10.2
	15			E240 EI180 – V – X – F – W 9-12.75
	20			E240 EI180 – V – X – F – W 12-17
	30			E240 EI180 – V – X – F – W 16-25.5
	40			E240 EI180 – V – X – F – W 24-34
	50			E240 EI180 – V – X – F – W 32-42.5
	60			E240 EI180 – V – X – F – W 39-51

*) Seals < 10.2mm 5mm of sealant should be applied

A.2.1.3 Sika® Backer Rod Fire (mm) in conjunction with SikaHyflex®-250 Facade Linear Joint Seals in Rigid Walls 150 mm thick (min.) – Single Seal

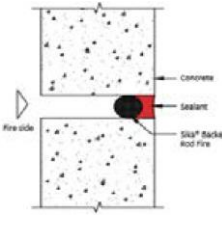
Seal Orientation	Sika® Backer Rod Fire Dia	SikaHyflex®-250 Facade Depth (mm)	Substrates	Classification
	12	Sealant depth = width x 0.5* (2:1)	AAC-AAC	E240 EI120 – V – X – F – W 7-10.2
	15			E240 EI120 – V – X – F – W 9-12.75
	20			E240 EI120 – V – X – F – W 12-17
	30			E240 EI120 – V – X – F – W 16-25.5
	40			E240 EI120 – V – X – F – W 24-34
	50			E240 EI120 – V – X – F – W 32-42.5
	60			E240 EI120 – V – X – F – W 39-51

*) Seals < 10.2mm 5mm of sealant should be applied

Declaration of Performance

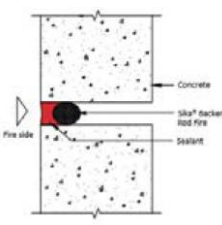
Sika® Backer Rod Fire
47653389
2019.06 , ver. 3
1144, 1003

A.2.1.4 Sika® Backer Rod Fire (mm) in conjunction with SikaHyflex®-250 Facade Linear Joint Seals in Rigid Walls 150 mm thick (min.) – Single Seal

Seal Orientation	Sika® Backer Rod Fire Dia	SikaHyflex®-250 Facade Depth (mm)	Substrates	Classification
	12	Sealant depth = width x 0.5* (2:1)	AAC-AAC	EI240 – T – X – F – W 7-10.2
	15			EI240 – T – X – F – W 9-12.75
	20			EI240 – T – X – F – W 12-17
	30			EI240 – T – X – F – W 16-25.5
	40			EI240 – T – X – F – W 24-34
	50			EI240 – T – X – F – W 32-42.5
	60			EI240 – T – X – F – W 39-51

*) Seals < 10.2mm 5mm of sealant should be applied

A.2.1.5 Sika® Backer Rod Fire (mm) in conjunction with SikaHyflex®-250 Facade Linear Joint Seals in Rigid Walls 150 mm thick (min.) – Single Seal

Seal Orientation	Sika® Backer Rod Fire Dia	SikaHyflex®-250 Facade Depth (mm)	Substrates	Classification
	12	Sealant depth = width x 0.5* (2:1)	AAC-AAC	E180 EI90 – T – X – F – W 7-10.2
	15			E180 EI90 – T – X – F – W 9-12.75
	20			E180 EI90 – T – X – F – W 12-17
	30			E180 EI90 – T – X – F – W 16-25.5
	40			E180 EI90 – T – X – F – W 24-34
	50			E180 EI90 – T – X – F – W 32-42.5
	60			E180 EI90 – T – X – F – W 39-51

*) Seals < 10.2mm 8mm of sealant should be applies

dop.sika.com

Declaration of Performance

Sika® Backer Rod Fire
 47653389
 2019.06 , ver. 3
 1144, 1003

CE MARKING TO BE PLACED ON THE LABEL

 17
Sika Services AG, Zürich, Switzerland
47653389
EAD 350141-00-1106:2017
1121, 2812
Fire stopping and sealing product, linear gap sealing systems when used in conjunction with SikaHyflex®-250 Facade
For declared characteristics details see accompanying documents
dop.sika.com

ECOLOGY, HEALTH AND SAFETY INFORMATION (REACH)

This product is an article as defined in article 3 of regulation (EC) No 1907/2006 (REACH). It contains no substances which are intended to be released from the article under normal or reasonably foreseeable conditions of use. A safety data sheet following article 31 of the same regulation is not needed to bring the product to the market, to transport or to use it. For safe use follow the instructions given in the product data sheet. Based on our current knowledge, this product does not contain SVHC (substances of very high concern) as listed in Annex XIV of the REACH regulation or on the candidate list published by the European Chemicals Agency in concentrations above 0,1 % (w/w).

LEGAL NOTE

Any information or suggestions for use concerning Sika's products, which we either in writing or orally have given buyers or endusers of the product have been given in good faith based on our own experiences and based of approved praxis and the technological and scientific knowledge on the time of giving such suggestions and information, which are given without any type of guarantees, and which do not lead to any further responsibility from Sika Danmark A/S, besides what is stated in the sales agreement in question. The buyer or end-user should themselves investigate or otherwise make sure that our products are suitable for the use in question and further make sure that the products are kept and used correct and in agreement with the published rules and considering the actual conditions in order to avoid damages or less satisfactory results. Any order is accepted and any deliverance is affected according to the general terms of sales and delivery from Sika Danmark A/S, which are considered known and accepted, and which could be handed out when asked for. Our catalogues are not up-dated automatically. The present product data sheet is only for use in Denmark. Values stated in the present product data sheet should be seen as recommended, unless stated otherwise.

Declaration of Performance

Sika® Backer Rod Fire
47653389
2019.06 , ver. 3
1144, 1003

Sika Danmark A/S
Hirsemarken 5
3520 Farum
Danmark
www.sika.dk

Declaration of Performance

Sika® Backer Rod Fire
47653389
2019.06 , ver. 3
1144, 1003

17/17

BUILDING TRUST

