

SikaSeal-626 Fire Board+

DECLARATION OF PERFORMANCE

No. 80113803

1	UNIQUE IDENTIFICATION CODE OF THE PRODUCT-TYPE:	80113803
2	INTENDED USE/S	EAD 350454-00-1104:2017 Fire Stopping and Sealing Product: Penetration Seals
3	MANUFACTURER:	Sika Services AG Tüffenwies 16 8064 Zürich
4	AUTHORISED REPRESENTATIVE:	-
5	SYSTEM/S OF AVCP:	System 1
6b	EUROPEAN ASSESSMENT DOCUMENT:	EAD 350454-00-1104:2017
	European Technical Assessment:	ETA-21/0887 of 20 October 2021
	Technical Assessment Body:	DBI Certification A/S
	Notified body/ies:	2531

7 DECLARED PERFORMANCE/S

Essential Characteristics	Performance	AVCP	Harmonised Technical Specification
Reaction to fire	D – s1, d0	System 1	EAD 350454-00-1104:2017
Resistance to fire	Annex A	System 1	
Air permeability	Annex B	System 1	
Water permeability	No performance assessed	System 1	
Release of dangerous substances	No performance assessed	System 1	
Mechanical resistance and stability	No performance assessed	System 1	
Resistance to impact/movement	No performance assessed	System 1	
Adhesion	No performance assessed	System 1	
Durability	Y1	System 1	
Airborne sound insulation	29 (-1;-3) dB ¹ ;	System 1	
	29 (0;-2) dB ²	System 1	
	52 (-4;-7) dB ³	System 1	
	53 (-4;-7) dB ⁴	System 1	
Thermal properties	No performance assessed	System 1	
Water vapour permeability	No performance assessed	System 1	

¹ Single 50mm SikaSeal-626 Fire Board+ 2-S.

² Single 60mm SikaSeal-626 Fire Board+ 2-S

³ Double 50 or 60mm SikaSeal-626 Fire Board+ 1-S or 2-S

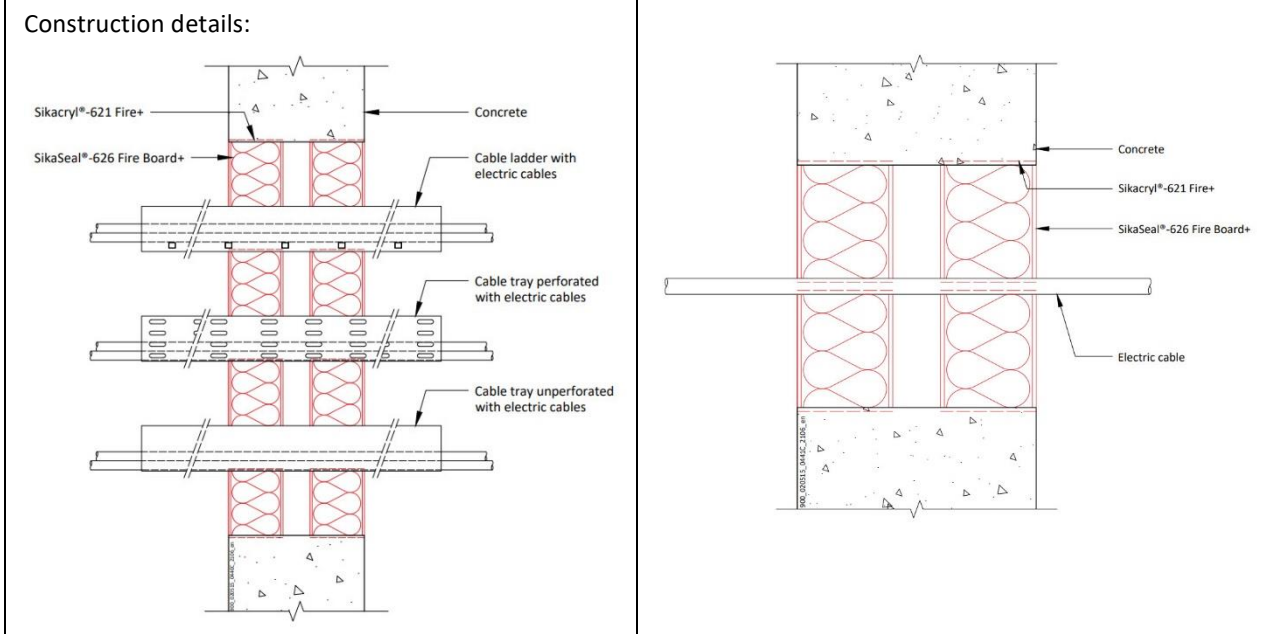
⁴ Double 50 or 60mm SikaSeal-626 Fire Board+ 1-S or 2-S with 50mm cavity

ANNEX A – RESISTANCE TO FIRE CLASSIFICATION – SIKASEAL-626 FIRE BOARD+

A.1 Rigid wall constructions according to 2. 2)

A.1.1 Cable penetration seal with 2x 60 mm thick SikaSeal-626 Fire Board+ 2-S in minimum 150 mm thick walls

Penetration Seal: Cables fitted at any position within the aperture, with 60 mm SikaSeal-626 Fire Board+ 2-S to both sides of the wall.



A.1.1.1 Double side penetration seal with cables

Services	Classification
None (blank), at max. 1200 x 1200 mm	EI 240
None (blank)	E 240, EI 180
Single electrical cables up to 21 mm \varnothing	
Single or bundled electrical cables up to 21 mm \varnothing , with or without trays	E 240, EI 180
Electrical cables up to 80 mm \varnothing (single, bundled and on trays)	E 180, EI 60
Cables up to 21mm \varnothing in tied bundles up to 100mm \varnothing	E 180, EI 120
Steel cable trays & ladders	E 180, EI 60
Plastic conduits up to 16 mm \varnothing	EI 180 C/U, EI 180 C/C

Declaration of Performance

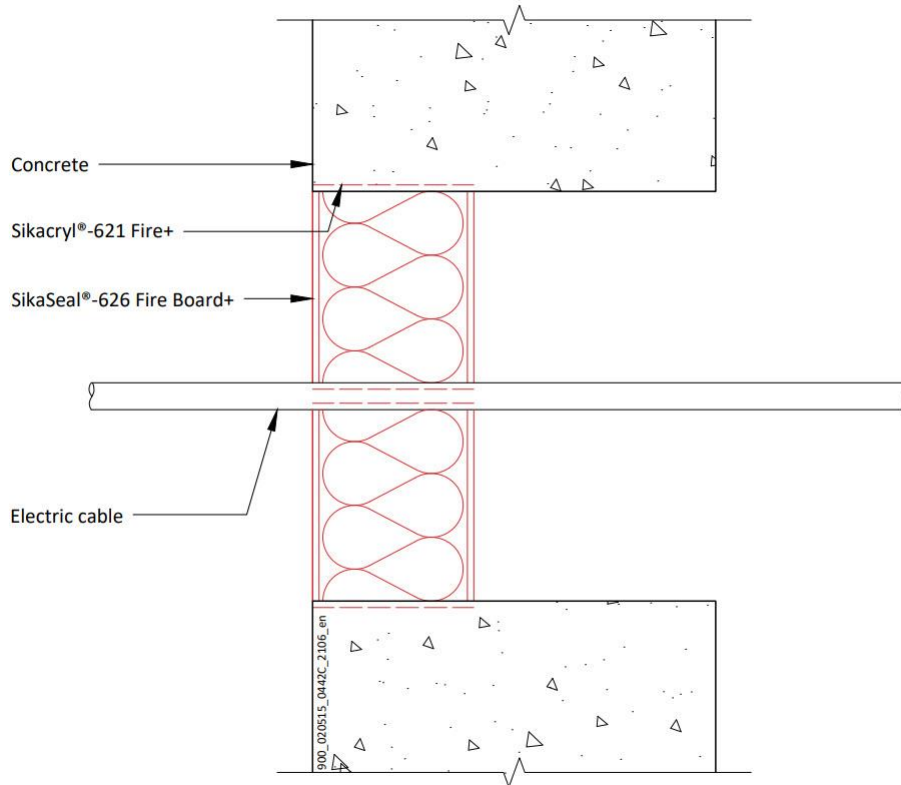
SikaSeal-626 Fire Board+
80113803
2021.10 , ver. 1
1549

Template for translation. Only for
internal use

A.1.2 Cable penetration seal with 1x 60 mm thick SikaSeal-626 Fire Board+ 2-S

Penetration Seal: Cables (single) fitted at any position within the aperture, with SikaSeal-626 Fire Board+ 2-S positioned to either face of the wall (or anywhere in between).

Construction details:



A.1.2.1 Single side penetration seal with cables in minimum 150 mm thick walls

Services	Maximum aperture	Classification
None (blank)	As section 2. 5)	E 240, EI 90
Single electrical cables up to 21 mm Ø		
Single A1 cable = 5 x 1.5 mm ² core HD603.3 electrical cable with PVC insulation, PVC sheath and 14 mm diameter	70 x 70 mm	EI 240
Single A2 cable = 5 x 1.5 mm ² core HD22.4 electrical cable with EPR insulation, PO sheath and 11.2-14.4 mm diameter		
Single A3 cable = 5 x 1.5 mm ² core HD604.5 electrical cable with XLPE insulation, EVA sheath and 13 mm diameter		

A.1.2.2 Single side penetration seal with cables in minimum 75 mm thick walls

Services	Maximum aperture	Classification
None (blank)	As section 2. 5)	E 120, EI 90
Single electrical cables up to 21 mm Ø		

Declaration of Performance

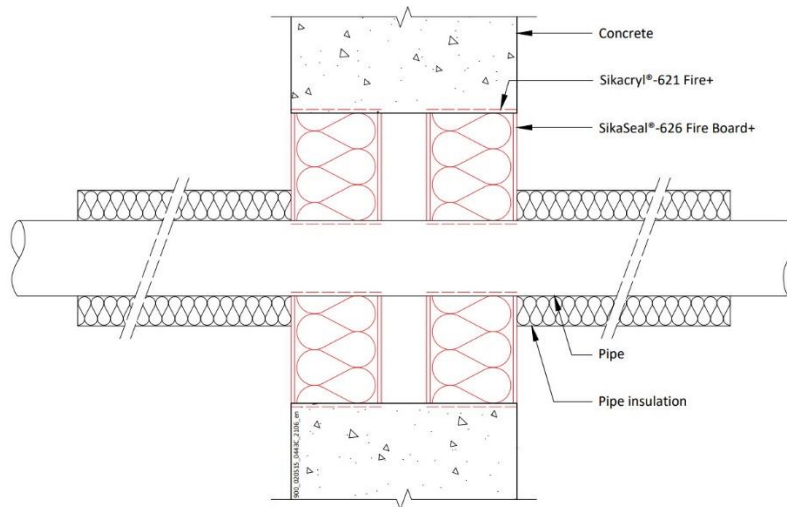
SikaSeal-626 Fire Board+
80113803
2021.10 , ver. 1
1549

Template for translation. Only for
internal use

A.1.3 Pipe penetration seal with 2x 60 mm thick SikaSeal-626 Fire Board+ 2-S

Penetration Seal: 1000 mm (min.) LI (Local Interrupted) or CI (Continuous Interrupted) insulated metallic pipes (single) fitted at any position within the aperture, with 60 mm SikaSeal-626 Fire Board+ to both sides of the wall in minimum 150 mm thick walls.

Construction details:



A.1.3.1 Double side penetration seal with pipes

Services	Maximum aperture	Insulation, minimum thickness and density	Classification
Mild or stainless steel pipe	1200 x 1200 mm As section 2. 5)	20 mm Stone wool insulation 80 kg/m ³	EI 240 C/U
40 mm diameter/1.5-14.2 mm wall*			E 240 C/U, EI 180 C/U
40 mm diameter/1.5-14.2 mm wall*		30 mm Stone wool insulation 80 kg/m ³	E 240 C/U, EI 90 C/U
40 mm diameter/1.5-14.2 mm wall*			
50 mm diameter/1.7-14.2 mm wall*			
60 mm diameter/1.9-14.2 mm wall*			
75 mm diameter/2.2-14.2 mm wall*			
90 mm diameter/2.5-14.2 mm wall*			
100 mm diameter/2.7-14.2 mm wall*			
115 mm diameter/3-14.2 mm wall*			
140 mm diameter/3.5-14.2 mm wall*			
165 mm diameter/ 3.9-14.2 mm wall*			
180 mm diameter/ 4.2-14.2 mm wall*			
200 mm diameter/ 4.6-14.2 mm wall*			
219 mm diameter/ 5.0-14.2 mm wall*			

* Typical pipe diameters shown, see below graph for intermediate sizes

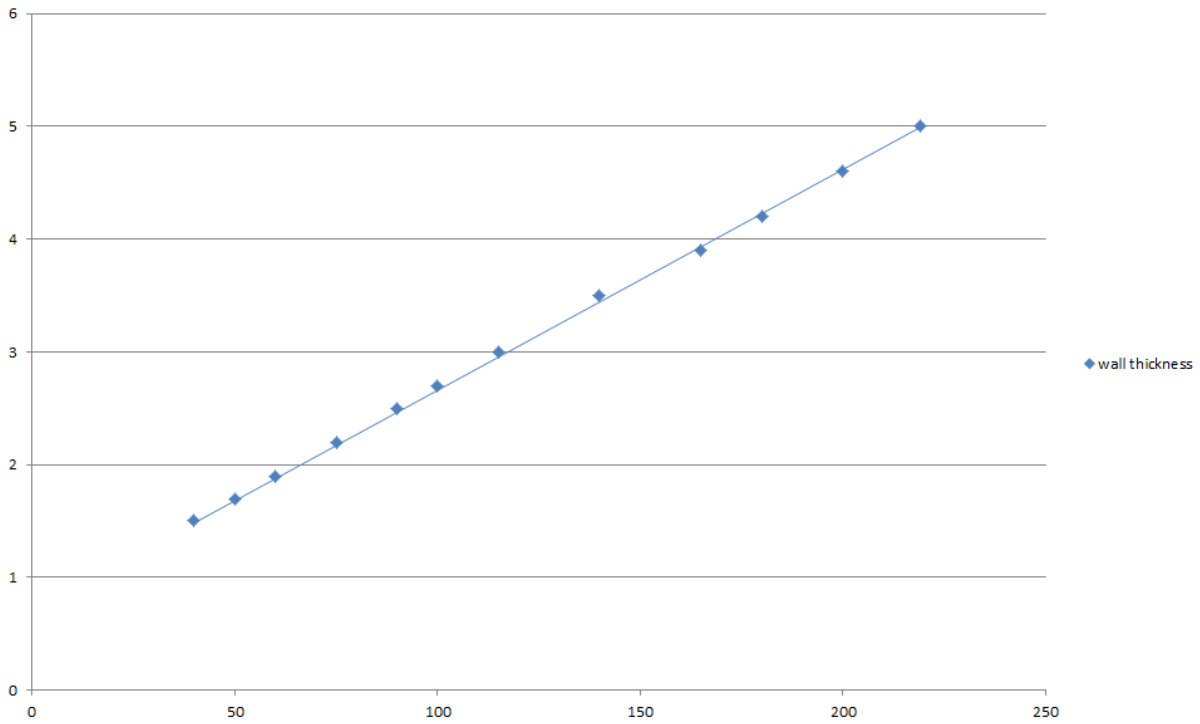
Services	Maximum aperture	Insulation, minimum thickness and density	Classification
Alupex composite	1200 x 1200 mm As section 2. 5)	20 mm Stone wool insulation 80 kg/m ³	EI 240 U/C
16 mm diameter/2.25 mm wall			E 240 U/C
16 mm diameter/2.25 mm wall			EI 180 U/C
Copper pipe	As section 2. 5)	20 mm Stone wool insulation 80 kg/m ³	E 240 C/U, EI 120 C/U
Up to 54 mm diameter Copper or steel pipe 0.9-14.2 mm wall			

Declaration of Performance

SikaSeal-626 Fire Board+
80113803
2021.10 , ver. 1
1549

Template for translation. Only for internal use

Pipe diameter vs Wall thickness



Declaration of Performance
SikaSeal-626 Fire Board+
80113803
2021.10 , ver. 1
1549

6/178

Template for translation. Only for
internal use

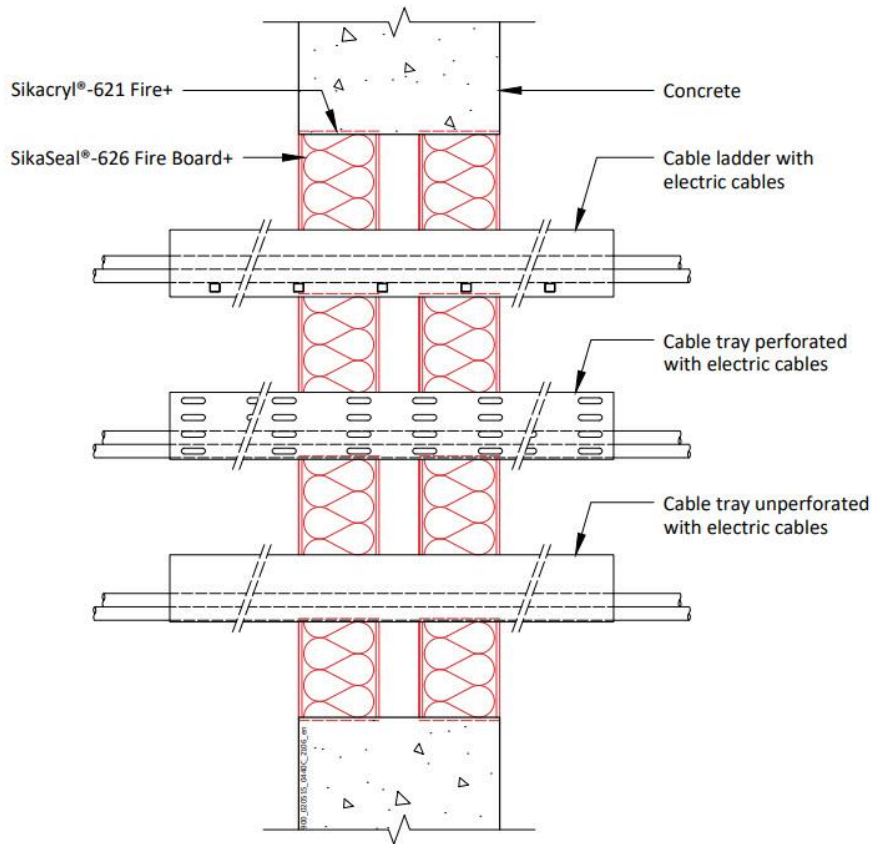
BUILDING TRUST



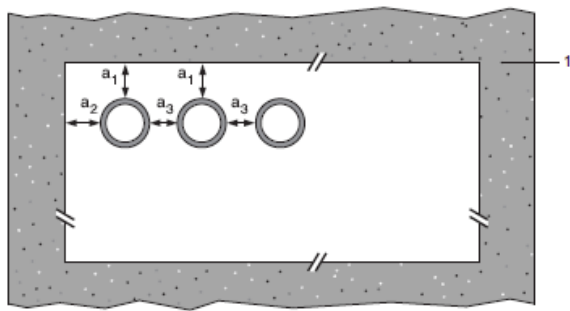
A.1.4 Pipe penetration seal with 2x SikaSeal-626 Fire Board+ 2-S

Penetration Seal: CS (Continuous Sustained) insulated metallic pipes fitted at any position within the aperture, with 60 mm SikaSeal-626 Fire Board+ 2-S to both sides of the wall. Minimum separation between penetration seals and seal edges of 30 mm in minimum 150 mm thick walls.

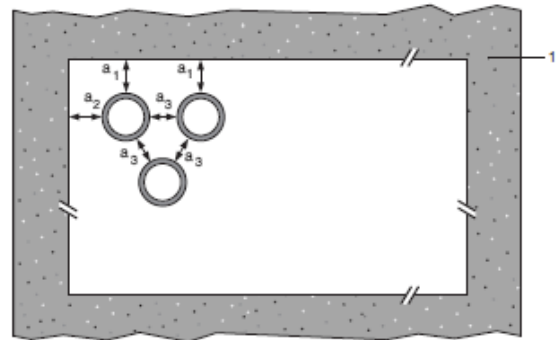
Construction details:



Configuration 1



Configuration 2



Key

- 1 Supporting construction
- a1 Pipe / top edge of seal separation
- a2 Pipe / side edge of seal separation
- a3 Pipe / pipe separation

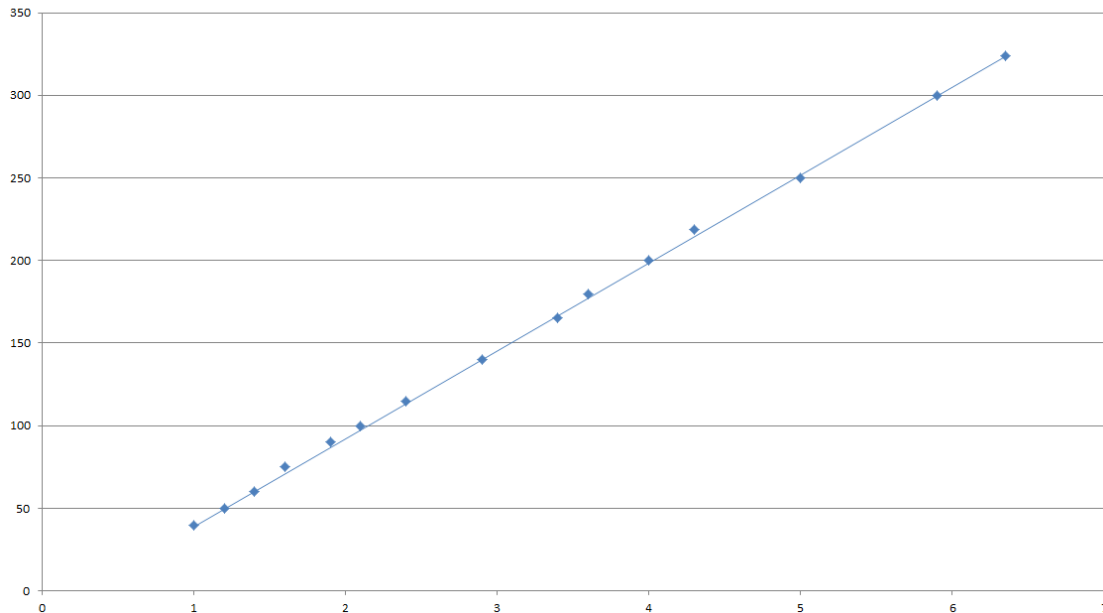
Declaration of Performance
 SikaSeal-626 Fire Board+
 80113803
 2021.10 , ver. 1
 1549

Template for translation. Only for
 internal use

A.1.4.1 Double side penetration seal with pipes

Services	Insulation	Classification
Mild or stainless steel pipe		
40 mm diameter/1-14.2 mm wall	20 mm thick stone, mineral wool 80 kg/m ³	E 240 C/U, EI 180 C/U
40 mm diameter/1-14.2 mm wall*	30-80 mm thick stone, mineral wool min. 80 kg/m ³	
50 mm diameter/1.2-14.2 mm wall*		
60 mm diameter/1.4-14.2 mm wall*		
75 mm diameter/1.6-14.2 mm wall*		
90 mm diameter/1.9-14.2 mm wall*		
100 mm diameter/2.1-14.2 mm wall*		
115 mm diameter/2.4-14.2 mm wall*		
140 mm diameter/2.9-14.2 mm wall*		
165 mm diameter/ 3.4-14.2 mm wall*		
180 mm diameter/ 3.6-14.2 mm wall*		
200 mm diameter/ 4.0-14.2 mm wall*		
219 mm diameter/ 4.3-14.2 mm wall*		
250 mm diameter/ 5.0-14.2 mm wall*		
300 mm diameter/ 5.9-14.2 mm wall*		
324 mm diameter/ 6.35-14.2 mm wall*		

Pipe Diameter vs wall thickness



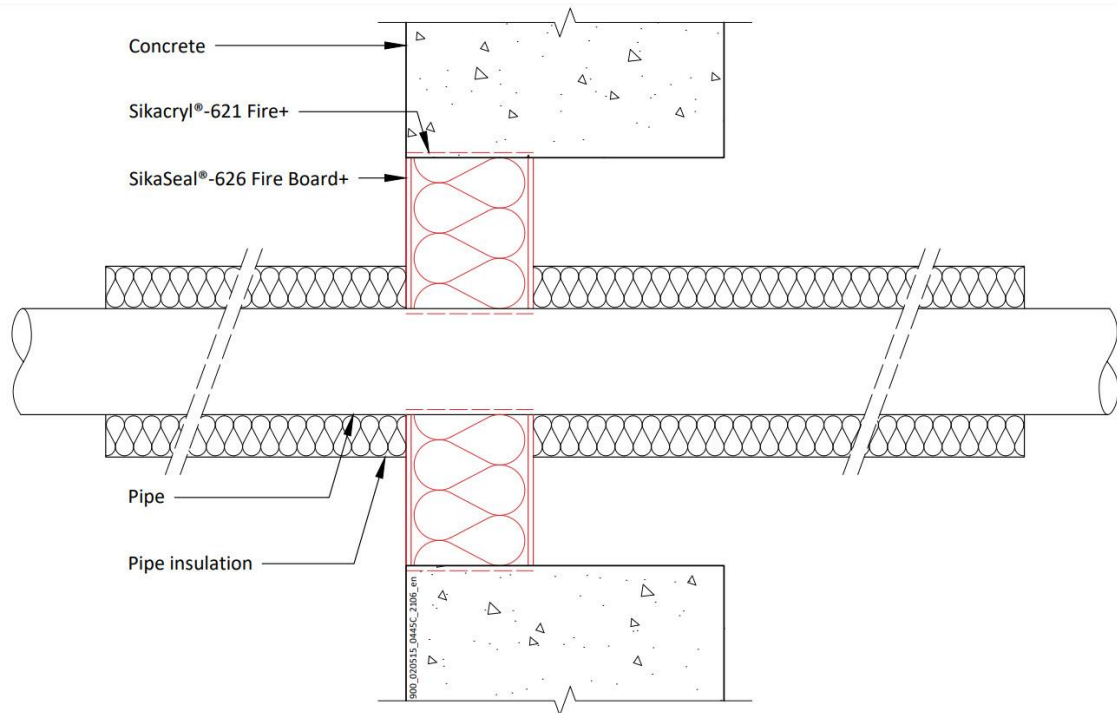
Declaration of Performance
 SikaSeal-626 Fire Board+
 80113803
 2021.10 , ver. 1
 1549

Template for translation. Only for
 internal use

A.1.5 Pipe penetration seal with 1x 60 mm thick SikaSeal-626 Fire Board+ 2-S

Penetration Seal: 1000 mm (min.)* LI (Local Interrupted), CI (Continuous Interrupted) or CS (continuous sustained) insulated metallic and composite pipes (single) fitted at any position within the aperture, with 60 mm SikaSeal-626 Fire Board+ to one side of the wall.

Construction details:



* 600 mm long insulation required for Alupex pipes

A.1.5.1 Single side penetration seal with pipes in minimum 150 mm thick walls

Services	Maximum Aperture	Insulation, minimum thickness and density	Classification
Up to 12 mm diameter Copper or steel pipe 0.9-14.2 mm wall	70 x 70 mm	20 mm Stone wool insulation 80 kg/m ³	EI 240 C/U
Up to 54 mm diameter Copper or steel pipe 0.9-14.2 mm wall	115 x 115 mm		E 240 C/U, EI 120 C/U
75 mm diameter Alupex composite pipe 7.5 mm wall	200 x 200 mm	30 mm Stone wool insulation 80 kg/m ³	EI 120 C/C
Up to 54 mm diameter Copper or steel pipe 0.9-14.2 mm wall	As section 2. 5)	20 mm Stone wool insulation 80 kg/m ³	E 240 C/U, EI 90 C/U
Up to 75 mm diameter Alupex composite pipe 7.5 mm wall		30 mm Stone wool insulation 80 kg/m ³	E 120 C/C, EI 90 C/C
325 mm diameter Steel pipe*		30 mm Stone wool insulation 80 kg/m ³	E 120 C/U, EI 90 C/U

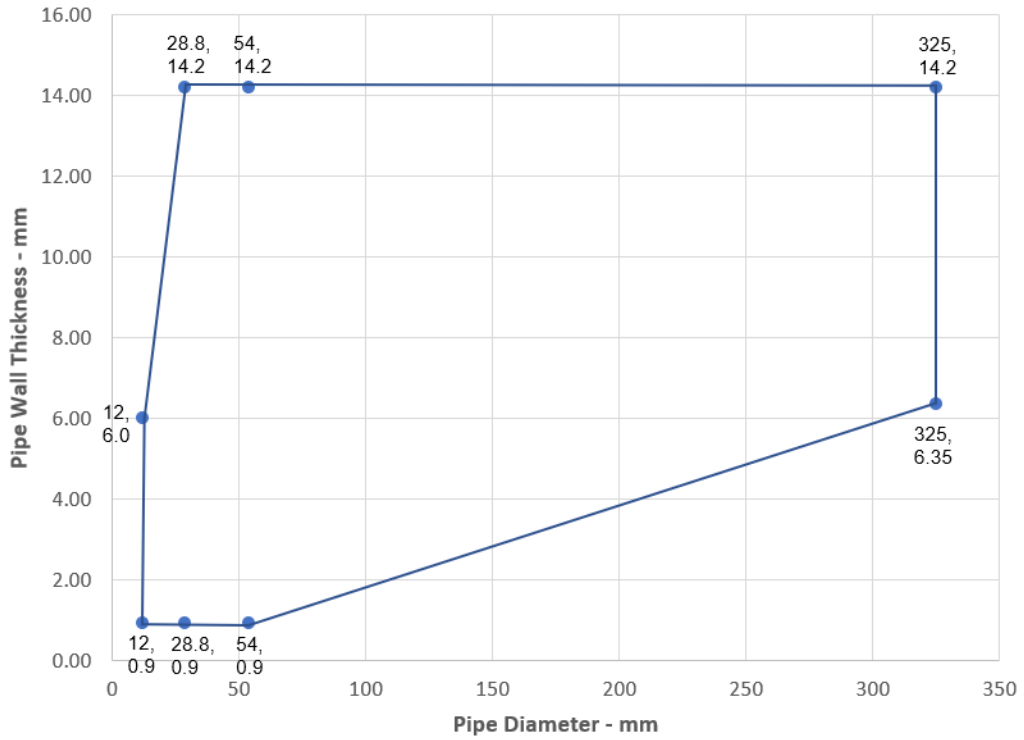
* Typical pipe diameters shown, see below graph for intermediate sizes

Declaration of Performance

SikaSeal-626 Fire Board+
80113803
2021.10 , ver. 1
1549

Template for translation. Only for internal use

Mild or Stainless Steel Pipes - E 120 C/U, EI 90 C/U



Declaration of Performance
 SikaSeal-626 Fire Board+
 80113803
 2021.10 , ver. 1
 1549

Template for translation. Only for
 internal use



Services	Maximum Aperture	Insulation, minimum thickness and density	Classification
Mild or stainless steel pipe			
40 mm diameter/1.5-14.2 mm wall*	280 x 280 mm	20 mm Stone wool insulation 80 kg/m ³	EI 240 C/U
40 mm diameter/1.5-14.2 mm wall*		30 mm Stone wool insulation 80 kg/m ³	
50 mm diameter/1.7-14.2 mm wall*			
60 mm diameter/1.9-14.2 mm wall*			
75 mm diameter/2.2-14.2 mm wall*			
90 mm diameter/2.5-14.2 mm wall*			
100 mm diameter/2.7-14.2 mm wall*			
115 mm diameter/3-14.2 mm wall*			
140 mm diameter/3.5-14.2 mm wall*			
165 mm diameter/ 3.9-14.2 mm wall*			
180 mm diameter/ 4.2-14.2 mm wall*			
200 mm diameter/ 4.6-14.2 mm wall*			
219 mm diameter/ 5.0-14.2 mm wall*			
40 mm diameter/1.5-14.2 mm wall*	As section 2. 5)	20 mm Stone wool insulation 80 kg/m ³	E 240 C/U, EI 90 C/U
50 mm diameter/1.7-14.2 mm wall*		30 mm Stone wool insulation 80 kg/m ³	
60 mm diameter/1.9-14.2 mm wall*			
75 mm diameter/2.2-14.2 mm wall*			
90 mm diameter/2.5-14.2 mm wall*			
100 mm diameter/2.7-14.2 mm wall*			
115 mm diameter/3-14.2 mm wall*			
140 mm diameter/3.5-14.2 mm wall*			
165 mm diameter/ 3.9-14.2 mm wall*			
180 mm diameter/ 4.2-14.2 mm wall*			
200 mm diameter/ 4.6-14.2 mm wall*			
219 mm diameter/ 5.0-14.2 mm wall*			

* Typical pipe diameters shown, see below graph for intermediate sizes

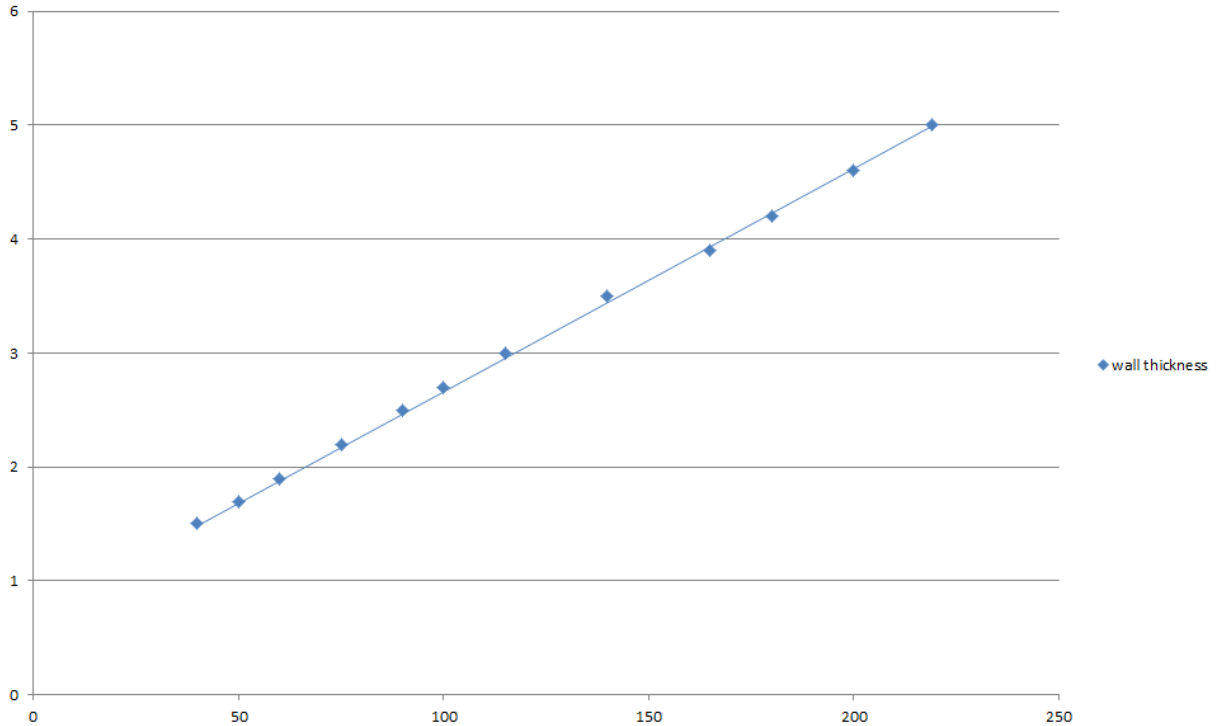
Declaration of Performance

SikaSeal-626 Fire Board+
80113803
2021.10 , ver. 1
1549

Template for translation. Only for internal use



Pipe diameter vs Wall thickness

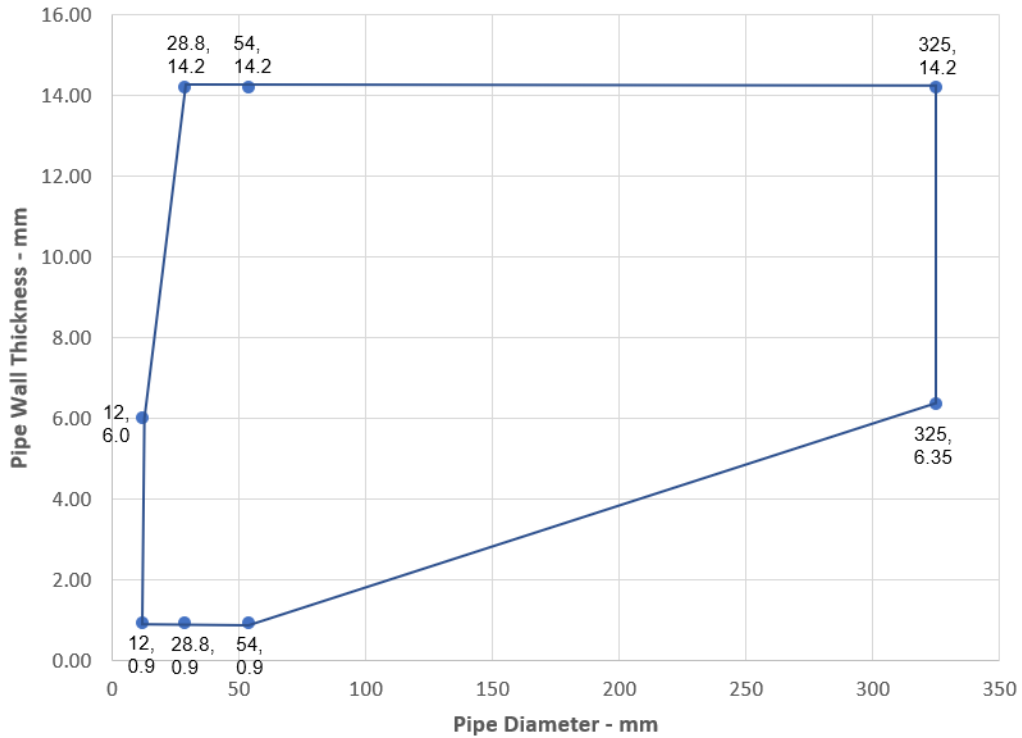


A.1.5.2 Single side penetration seal with pipes in minimum 75 mm thick walls

Services	Maximum Aperture	Insulation, minimum thickness and density	Classification
Up to 54 mm diameter Copper or steel pipe 0.9-14.2 mm wall	As section 2. 5)	20 mm Stone wool insulation 80 kg/m ³	E 120 C/U, EI 90 C/U
Up to 75 mm diameter Alupex composite pipe 7.5 mm wall		30 mm Stone wool insulation 80 kg/m ³	E 120 C/C, EI 90 C/C
325 mm diameter Steel pipe*			E 120 C/U, EI 90 C/U

* Typical pipe diameters shown, see below graph for intermediate sizes

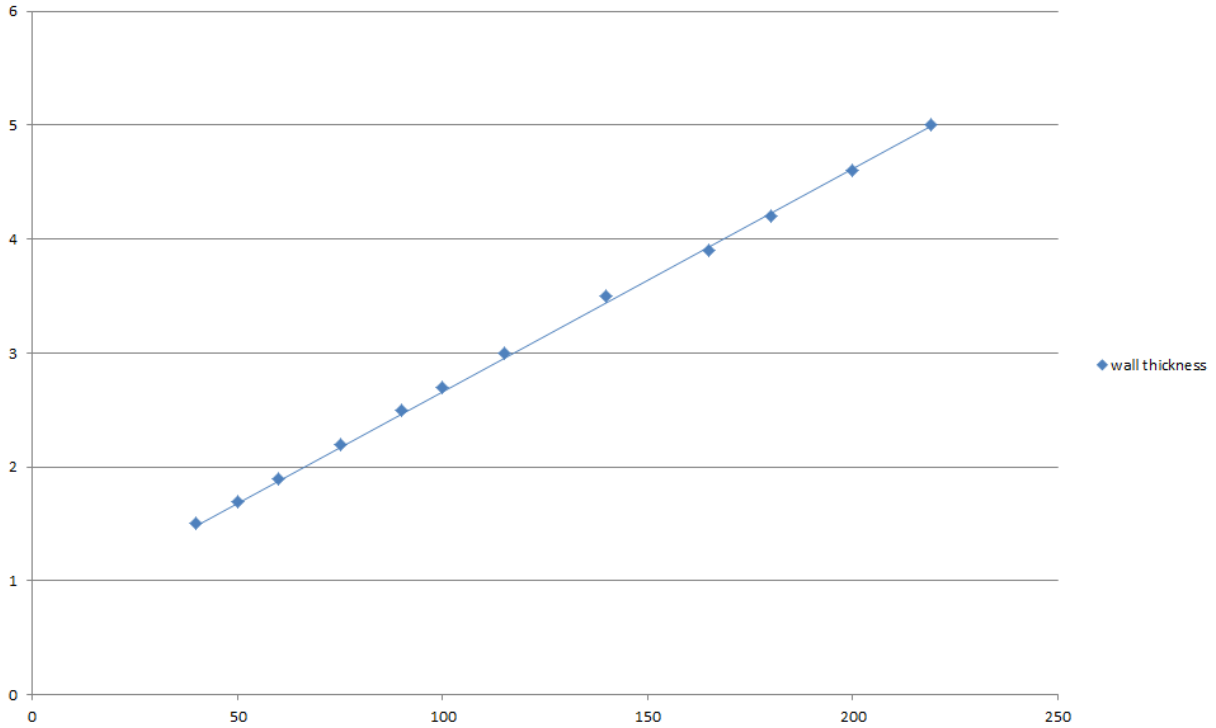
Mild or Stainless Steel Pipes - E 120 C/U, EI 90 C/U



Services	Maximum Aperture	Insulation, minimum thickness and density	Classification
Mild or stainless steel pipe			
40 mm diameter/1.5-14.2 mm wall*	As section 2. 5)	20 mm Stone wool insulation 80 kg/m ³	E 120 C/U, EI 90 C/U
50 mm diameter/1.7-14.2 mm wall*		30 mm Stone wool insulation 80 kg/m ³	
60 mm diameter/1.9-14.2 mm wall*			
75 mm diameter/2.2-14.2 mm wall*			
90 mm diameter/2.5-14.2 mm wall*			
100 mm diameter/2.7-14.2 mm wall*			
115 mm diameter/3-14.2 mm wall*			
140 mm diameter/3.5-14.2 mm wall*			
165 mm diameter/ 3.9-14.2 mm wall*			
180 mm diameter/ 4.2-14.2 mm wall*			
200 mm diameter/ 4.6-14.2 mm wall*			
219 mm diameter/ 5.0-14.2 mm wall*			

* Typical pipe diameters shown, see below graph for intermediate sizes

Pipe diameter vs Wall thickness



Declaration of Performance
SikaSeal-626 Fire Board+
80113803
2021.10 , ver. 1
1549

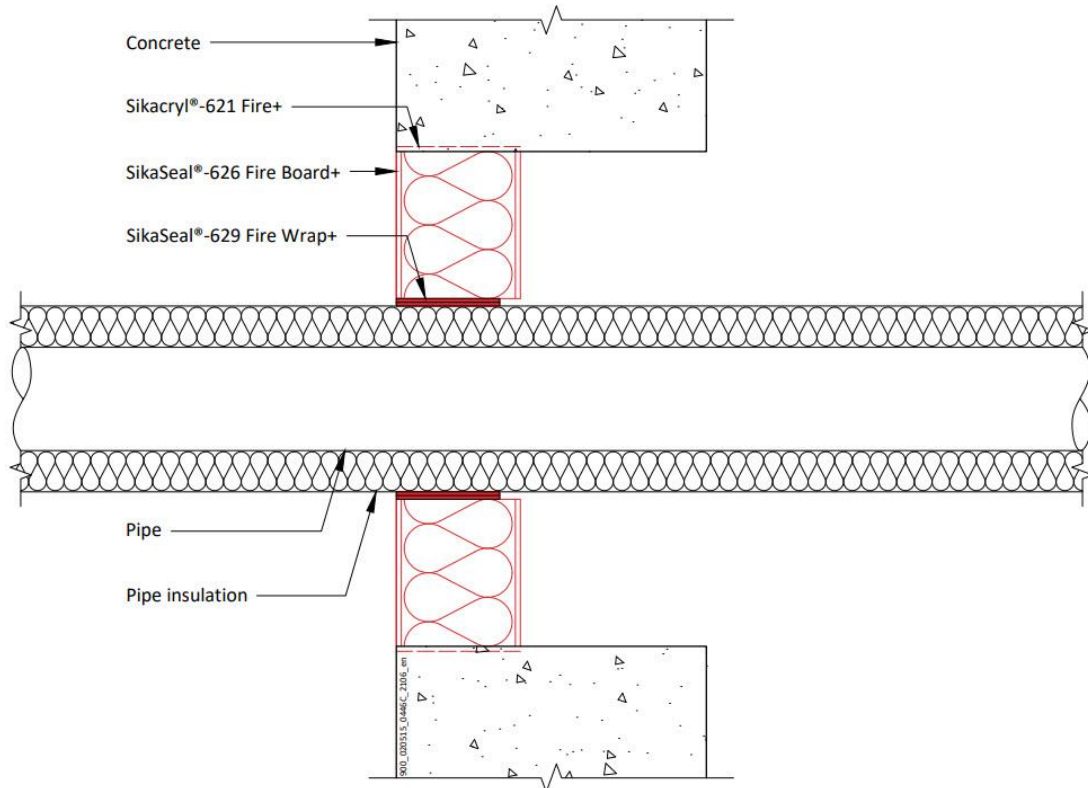
Template for translation. Only for
internal use



A.1.6 Pipe penetration seal with 1x SikaSeal-626 Fire Board+ 2-S

Penetration Seal: CS (Continuous Sustained) insulated metallic pipes fitted at any position within the aperture, with 60 mm SikaSeal-626 Fire Board+ 2-S to either side of the wall (or anywhere in between). SikaSeal-629 Fire Wrap+ are required to be fitted around combustible pipe insulation.

Construction details:



A.1.6.1 Single side penetration seal with pipes in minimum 150 mm thick walls

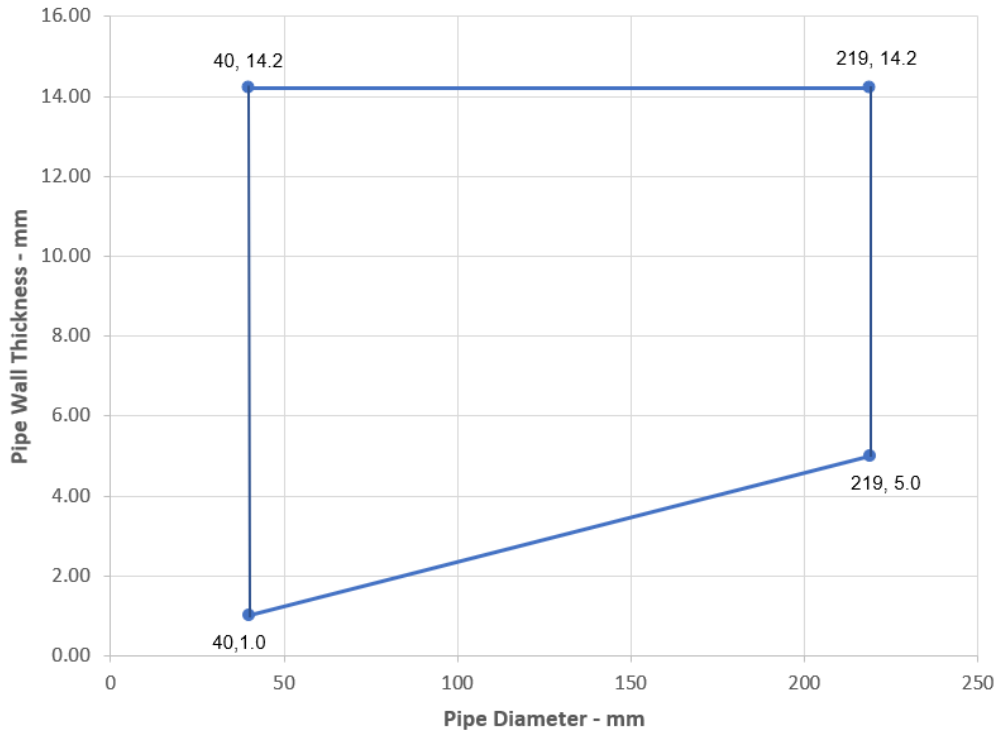
Services	Wrap	Insulation	Classification
Mild or stainless steel pipe			
165 mm diameter/ 4.5-14.2 mm wall	50 x 1.8 mm SikaSeal-629 Fire Wrap+ fitted centrally	9-25 mm elastomeric insulation min. class B-s3, d0	E 120 U/C, E 120 C/U, E 120 C/C, EI 45 U/C, EI 45 C/U, EI 45 C/C
40-219 mm diameter*	Not required	30 mm stone wool min. 80 kg/m ³	E 240 U/C, E 240 C/U, E 240 C/C, EI 60 U/C, EI 60 C/U, EI 60 C/C
40-219 mm diameter*		30-50 mm stone wool min. 80 kg/m ³	E 180 U/C, E 180 C/U, E 180 C/C, EI 60 U/C, EI 60 C/U, EI 60 C/C
40-325 mm diameter*		50 mm stone wool min. 80 kg/m ³	E 180 U/C, E 180 C/U, E 180 C/C, EI 60 U/C, EI 60 C/U, EI 60 C/C

* Typical pipe diameters shown, see below graph for intermediate sizes

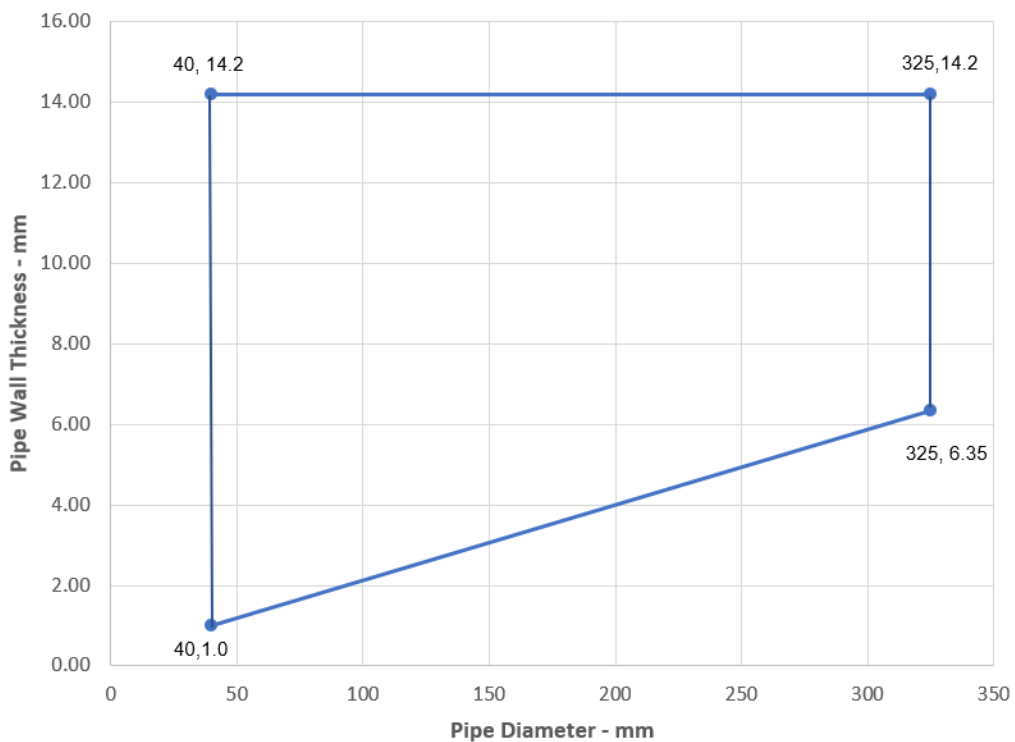
Declaration of Performance
 SikaSeal-626 Fire Board+
 80113803
 2021.10, ver. 1
 1549

Template for translation. Only for internal use

Pipe diameter vs Wall thickness



Pipe diameter vs Wall thickness



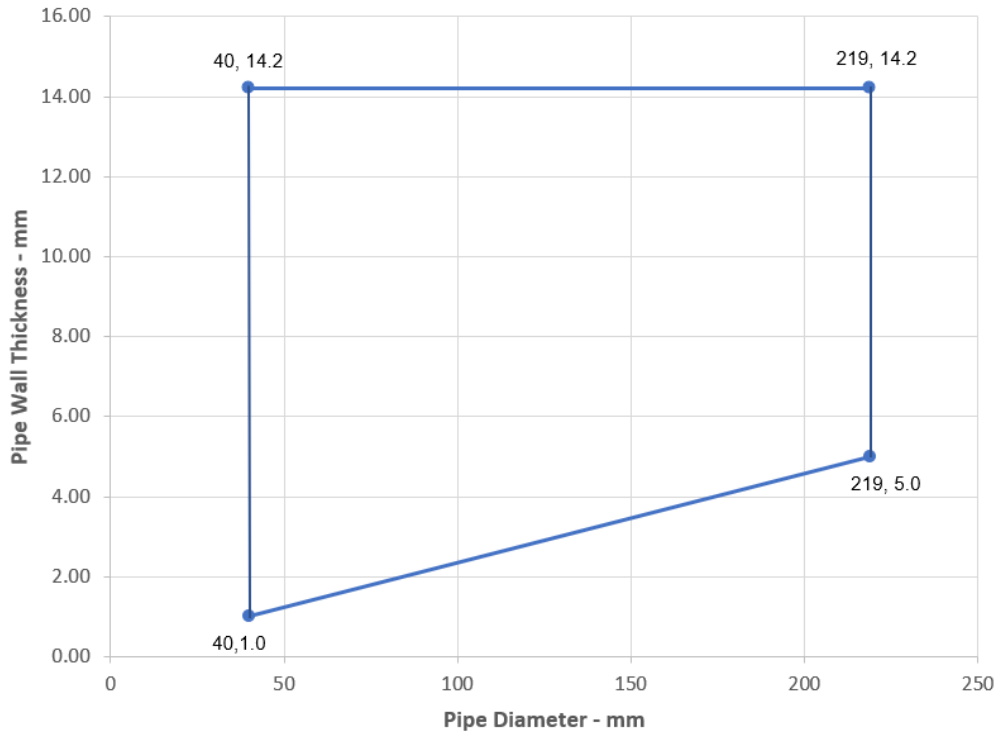
A.1.6.2 Single side penetration seal with pipes in minimum 75 mm thick walls

Single side penetration seal with pipes

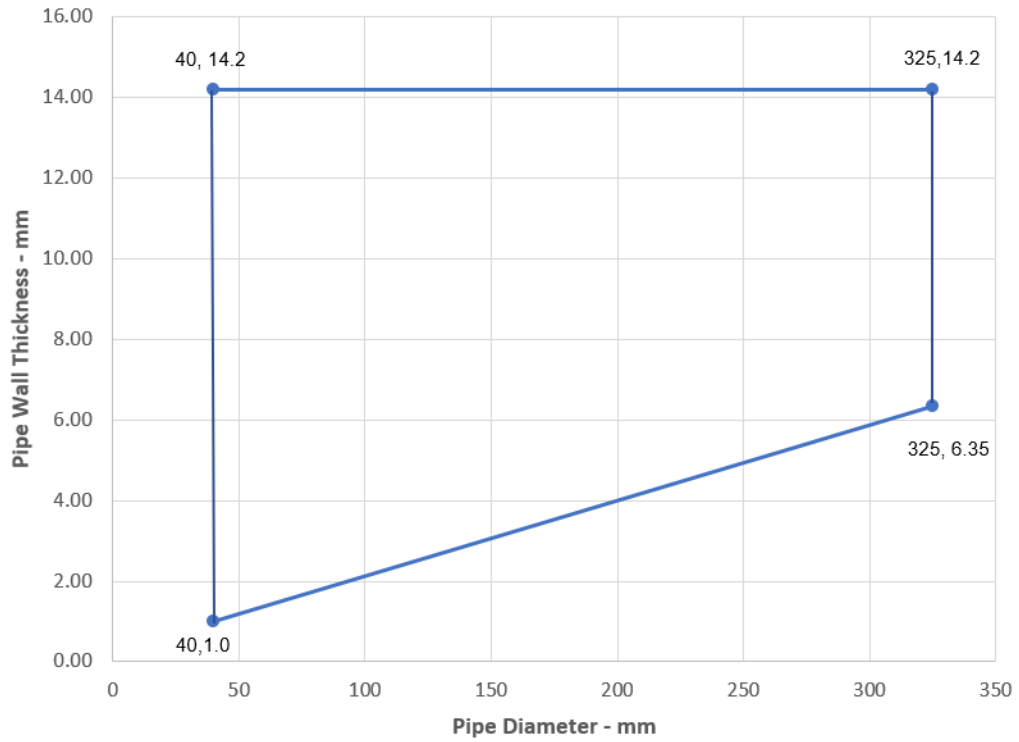
Services	Wrap	Insulation	Classification
Mild or stainless steel pipe			
165 mm diameter/ 4.5-14.2 mm wall	50 x 1.8 mm SikaSeal-629 Fire Wrap+ fitted centrally	9-25 mm elastomeric insulation min. class B-s3, d0	E 120 U/C, E 120 C/U, E 120 C/C, EI 45 U/C, EI 45 C/U, EI 45 C/C
40-219 mm diameter*	Not required	30-50 mm stone wool min. 80 kg/m ³	E 120 U/C, E 120 C/U, E 120 C/C, EI 60 U/C, EI 60 C/U, EI 60 C/C
40-325 mm diameter*		50 mm stone wool min. 80 kg/m ³	E 120 U/C, E 120 C/U, E 120 C/C, EI 60 U/C, EI 60 C/U, EI 60 C/C

* Typical pipe diameters shown, see below graph for intermediate sizes

Pipe diameter vs Wall thickness



Pipe diameter vs Wall thickness



Declaration of Performance
SikaSeal-626 Fire Board+
80113803
2021.10 , ver. 1
1549

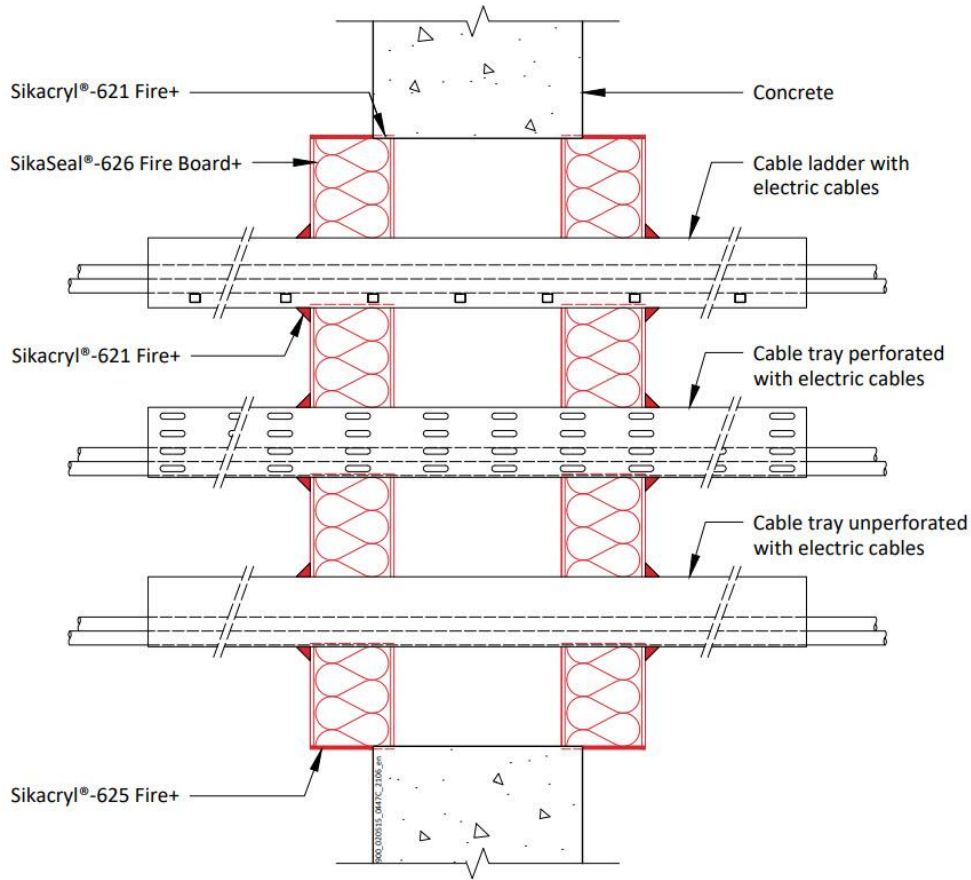
Template for translation. Only for
internal use



A.1.7 SikaSeal-626 Fire Board+ 60 mm 2-S penetration seal (protruding) blank and with cables, in rigid wall min. 150 mm thick

Penetration Seal: Cables fitted at any position within the aperture, with 60 mm SikaSeal-626 Fire Board+ 2-S to both sides of the wall. Boards to be separated by minimum 90 mm.

Construction details:



A.1.7.1 Two side penetration seal with cables

Services	Maximum aperture	Classification
None (blank)	600 mm wide x 600 mm high	E 240, EI 180
Single or bundled electrical cables up to 21 mm Ø, with or without trays		E 240, EI 120
Electrical cables up to 80 mm Ø (single, bundled and on trays)		E 240, EI 60
Cables up to 21mm Ø in tied bundles up to 100mm Ø		EI 240
Steel cable trays & ladders		E 240, EI 180
Non-Sheathed wires up to 17 mm Ø		E 240, EI 180
Non-Sheathed wires up to 24 mm Ø		E 240, EI 90

Declaration of Performance

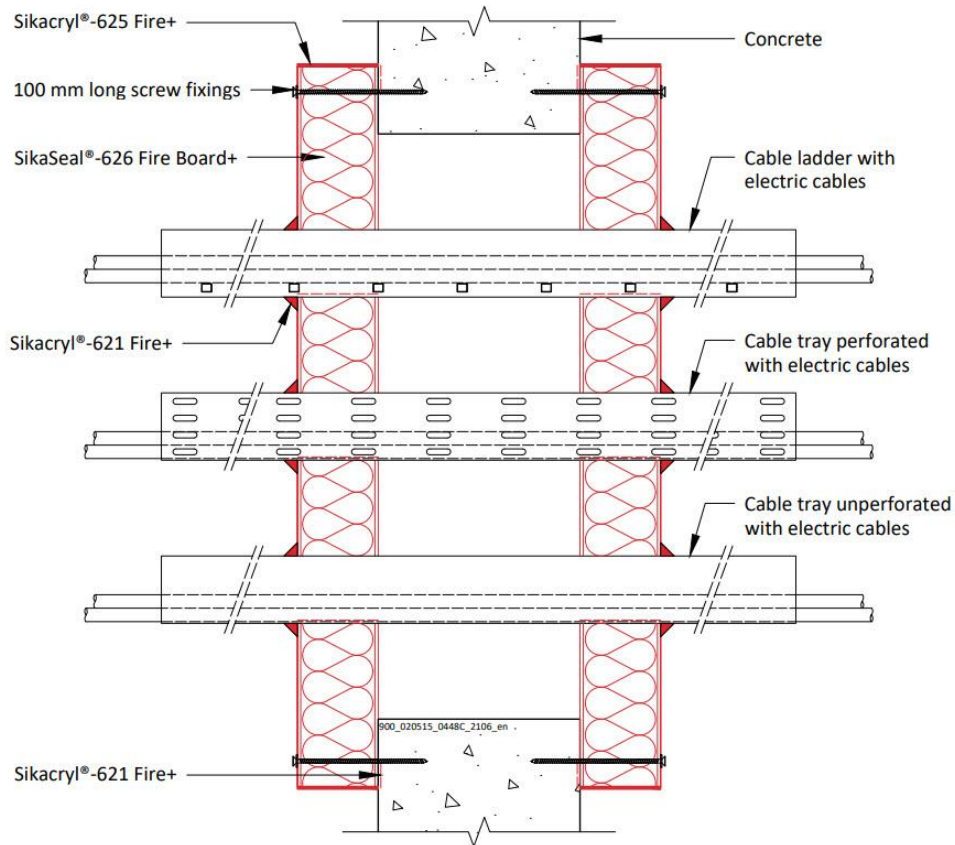
SikaSeal-626 Fire Board+
80113803
2021.10 , ver. 1
1549

Template for translation. Only for internal use

A.1.8 SikaSeal-626 Fire Board+ 60 mm 2-S penetration seal (pattress) blank and with cables, in rigid wall min. 150 mm thick

Penetration Seal: Cables fitted at any position within the aperture, with 60 mm SikaSeal-626 Fire Board+ 2-S to both sides of the wall. Boards to be pattress fixed with 100 mm steel screws and penny washers at 350 mm centres and with a minimum 50 mm overlap around the opening.

Construction details:



A.1.8.1 Two side penetration seal with cables

Services	Maximum aperture	Classification
None (blank)	600 mm wide x 600 mm high	E 240, EI 180
Single or bundled electrical cables up to 50 mm \varnothing , with or without trays		E 240, EI 90
Single or bundled electrical cables up to 80 mm \varnothing (single, bundled and on trays)		E 240, EI 60
Cables up to 21mm \varnothing in tied bundles up to 100mm \varnothing		EI 240
Steel cable trays & ladders		E 240, EI 180
Non-Sheathed wires up to 24 mm \varnothing		E 240, EI 120

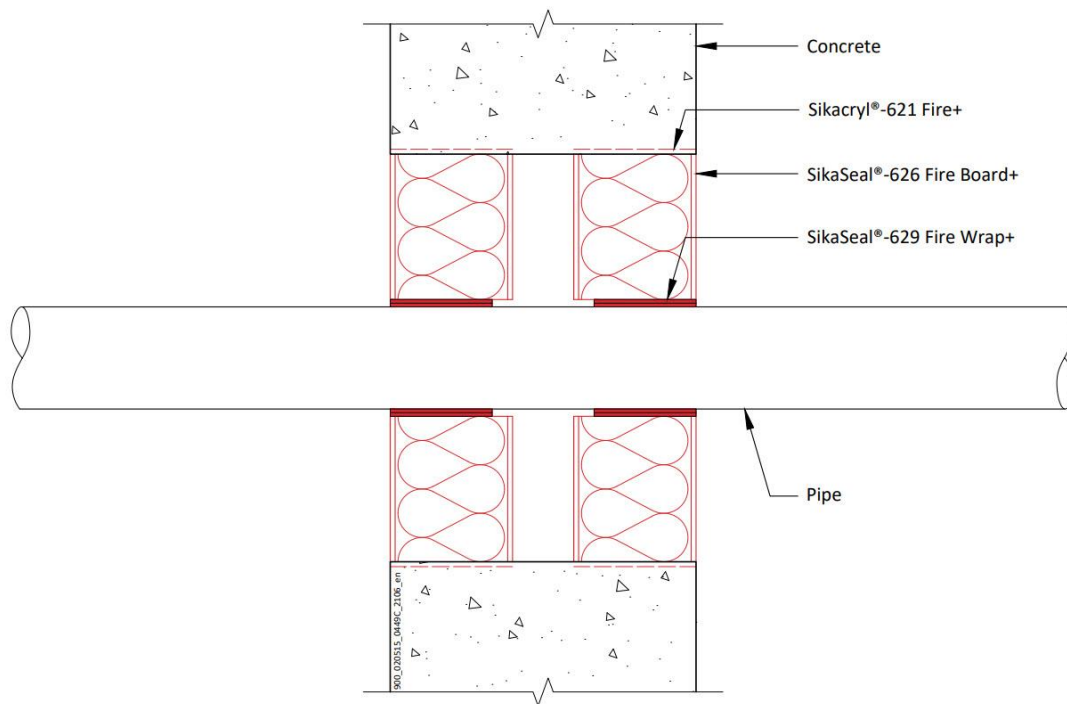
Declaration of Performance
 SikaSeal-626 Fire Board+
 80113803
 2021.10 , ver. 1
 1549

Template for translation. Only for internal use

A.1.9 Penetration seal with 2x SikaSeal-626 Fire Board+ 2-S

Penetration Seal: Plastic pipes fitted at any position within the aperture, with 60 mm SikaSeal-626 Fire Board+ 2-S to both sides of the wall. SikaSeal-629 Fire Wrap+ are required to be fitted around pipes. Min. 30 mm separation between pipes in minimum 150 mm thick walls.

Construction details:



A.1.9.1 Double side penetration seal with pipes

Services	Wrap	Classification
PVC-U pipe according to EN 1329-1, EN 1452-1 and EN 1453-1 and PVC-C according to EN 1566-1		
Up to 32 mm diameter / 1.0-2.4 mm wall [^]	None	EI 240 U/C
Up to 40 mm diameter / 1.9-3.0 mm wall	50 x 1.8 mm	
Up to 110 mm diameter / 2.7-6.6 mm wall	50 x 3.6 mm	
Up to 125 mm diameter / 4.7-7.4 mm wall	50 x 7.2 mm	
Up to 160 mm diameter / 4.0-9.5 mm wall*	50 x 10.8 mm	
Up to 200 mm diameter / 4.9-11.9 mm wall*	75 x 10.8 mm	EI 180 C/C
Up to 315 mm diameter/7.7-12.1 mm wall thickness*#	75 x 18 mm	EI 120 C/C
Up to 400 mm diameter/9.8-15.3 mm wall thickness*#	75 x 28.8 mm	EI 120 C/C
Diameter up to 32 mm \varnothing , wall thickness 1.0-2.4 mm in pipe bundles up to 107 mm \varnothing ¹⁾	50 x 3.6 mm	EI 240 U/C
PE pipe according to EN 1519-1, EN 12201-2 and EN 12666-1, ABS according to EN 1455-1 and pipes made from SAN+PVC according to EN 1565-1		
Up to 40 mm diameter / 2.4-4.6 mm wall	50 x 1.8 mm	EI 240 U/C
Up to 110 mm diameter / 3.4-10.0 mm wall	50 x 3.6 mm	
Up to 125 mm diameter / 3.9-7.4 mm wall	50 x 7.2 mm	
Up to 160 mm diameter / 4.9-9.5 mm wall	50 x 10.8 mm	
Up to 200 mm diameter / 4.9-18.2 mm wall	75 x 10.8 mm	EI 180 C/C
Up to 315 mm diameter / 28.6 mm wall	75 x 18.0 mm	E 180 C/C, EI 120 C/C
Up to 400 mm diameter / 36.3 mm wall	75 x 28.8 mm	EI 120 C/C
Diameter up to 32 mm \varnothing , wall thickness 2.0-4.4 mm in pipe bundles up to 107 mm \varnothing ¹⁾	50 x 3.6 mm	EI 240 C/U

Declaration of Performance

SikaSeal-626 Fire Board+
80113803
2021.10, ver. 1
1549

Template for translation. Only for
internal use

Services	Wrap	Classification
PP pipe according to EN 1451-1		
Up to 40 mm diameter / 1.8-5.5 mm wall	50 x 1.8 mm	EI 240 U/C
Up to 110 mm diameter / 2.7-10.0 mm wall	50 x 3.6 mm	EI 240 C/C
Up to 125 mm diameter / 3.1-11.4 mm wall	50 x 7.2 mm	
Up to 160 mm diameter / 4.9-14.6 mm wall	50 x 10.8 mm	EI 180 C/C
Up to 200 mm diameter / 4.9-18.2 mm wall	75 x 10.8 mm	
Diameter up to 32 mm \emptyset , wall thickness 1.8-4.4 mm in pipe bundles up to 107 mm \emptyset ¹⁾	50 x 3.6 mm	EI 240 C/U

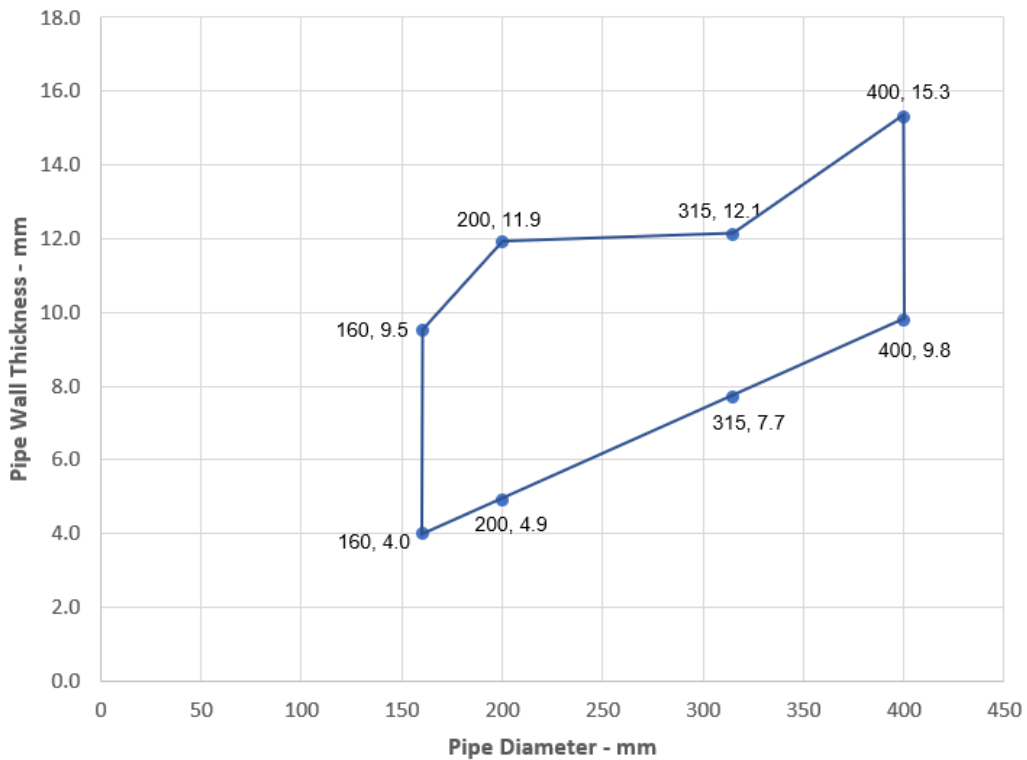
¹⁾ PVC, PE and PP pipes can be mixed in the same bundle.

* Typical pipe diameters shown, see below graph for intermediate sizes.

Configuration 1 & 2

^Sealed with a bead of Sikacryl-621 Fire+ applied flush to the pipe and batt on the outer faces of the board

PVC-U Pipes - EI 120 C/C



Declaration of Performance

SikaSeal-626 Fire Board+
80113803
2021.10, ver. 1
1549

22/178

Template for translation. Only for
internal use

BUILDING TRUST

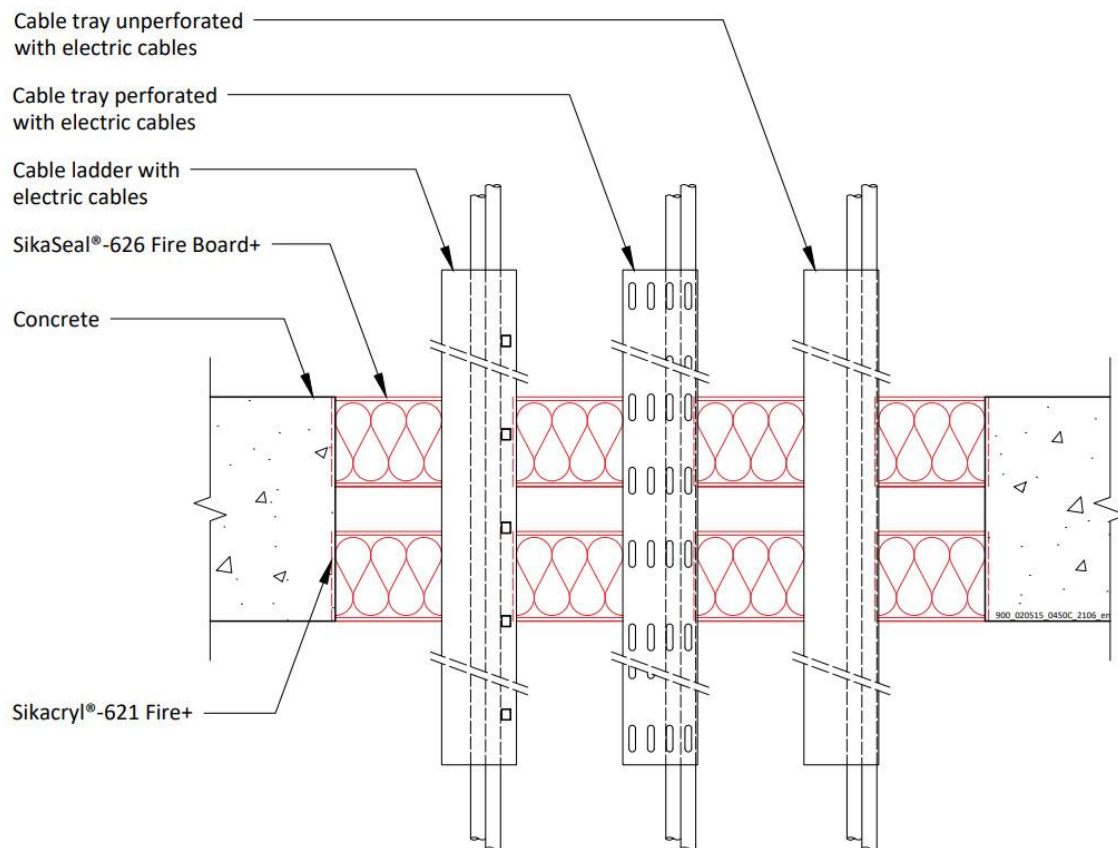


A.2 Rigid floor constructions according to 2. 2) with floor thickness of minimum 150 mm

A.2.1 Cable penetration seal with 2x SikaSeal-626 Fire Board+ 2-S

Penetration Seal: Cables fitted at any position within the aperture, with 60 mm SikaSeal-626 Fire Board+ 2-S to both sides of the floor.

Construction details:



A.2.1.1 Double side penetration seal with cables

Services	Maximum aperture	Classification
None (blank)	1200 x 600 mm	EI 180
None (blank)	2400 mm x 1200 mm	E 180, EI 120
Electrical cables up to 21 mm \varnothing (single, bundled and on trays)		EI 120
Electrical cables up to 80 mm \varnothing (single, bundled and on trays)		E 120, EI 60
Cables up to 21mm \varnothing in tied bundles up to 100mm \varnothing		EI 120
Steel cable trays & ladders		E 120, EI 60
Non-sheathed wires up to 24 mm \varnothing		E 180, EI 45
Plastic conduits up to 16 mm \varnothing		E 120 C/U, E 120 C/C, EI 90 C/U, EI 90 C/C

Declaration of Performance

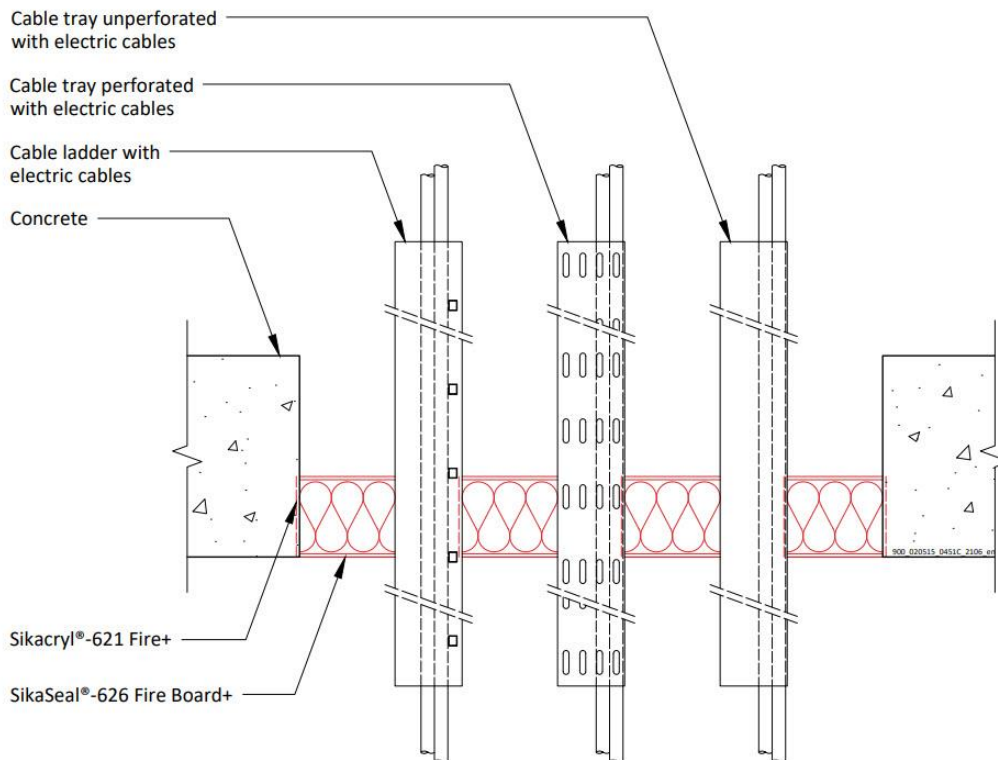
SikaSeal-626 Fire Board+
80113803
2021.10 , ver. 1
1549

Template for translation. Only for
internal use

A.2.2 Cable penetration seal with 1x SikaSeal-626 Fire Board+ 2-S

Penetration Seal: Cables fitted at any position within the aperture, with SikaSeal-626 Fire Board+ 2-S positioned to either face of the floor (or anywhere in between).

Construction details:



A.2.2.1 Single side penetration seal with cables

Services	Maximum aperture	Classification
None (blank)	1200 x 600 mm	E 240, EI 120
None (blank)	2400 mm x 1200 mm	E 120, EI 90
Single* electrical cables up to 21 mm \varnothing		E 120, EI 30
Single* electrical cables up to 21 mm \varnothing	600 mm x 1200 mm	E 240, EI 30
Electrical cables up to 21 mm \varnothing (single, bundled and on trays)	2400 mm x 1200 mm	E 90, EI 45
Electrical cables up to 80 mm \varnothing (single, bundled and on trays)		E 90, EI 30
Cables up to 21mm \varnothing in tied bundles up to 100mm \varnothing		EI 45
Steel cable trays & ladders		EI 45
Non-sheathed wires up to 17 mm \varnothing		E 45, EI 30
Non-sheathed wires up to 24 mm \varnothing		E 45, EI 20
Plastic conduits up to 16 mm \varnothing		EI 45 C/U, EI 45 C/C
Steel or copper conduit up to 16 mm \varnothing		E 45 C/U, EI 15 C/U

Declaration of Performance

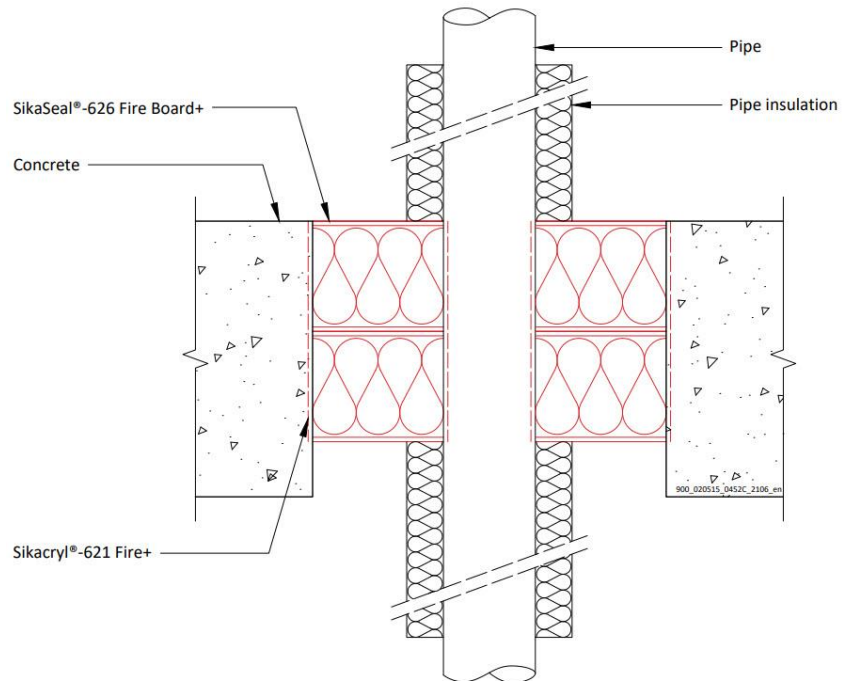
SikaSeal-626 Fire Board+
80113803
2021.10, ver. 1
1549

Template for translation. Only for internal use

A.2.3 Pipe penetration seal with 2x SikaSeal-626 Fire Board+ 2-S

Penetration Seal: 1000 mm (min.) LI (Local Interrupted) or CI (Continuous Interrupted) insulated metallic pipes (single) fitted at any position within the aperture, with 2 layers of 60 mm SikaSeal-626 Fire Board+ 2-S together within the floor.

Construction details:



Declaration of Performance
SikaSeal-626 Fire Board+
80113803
2021.10 , ver. 1
1549

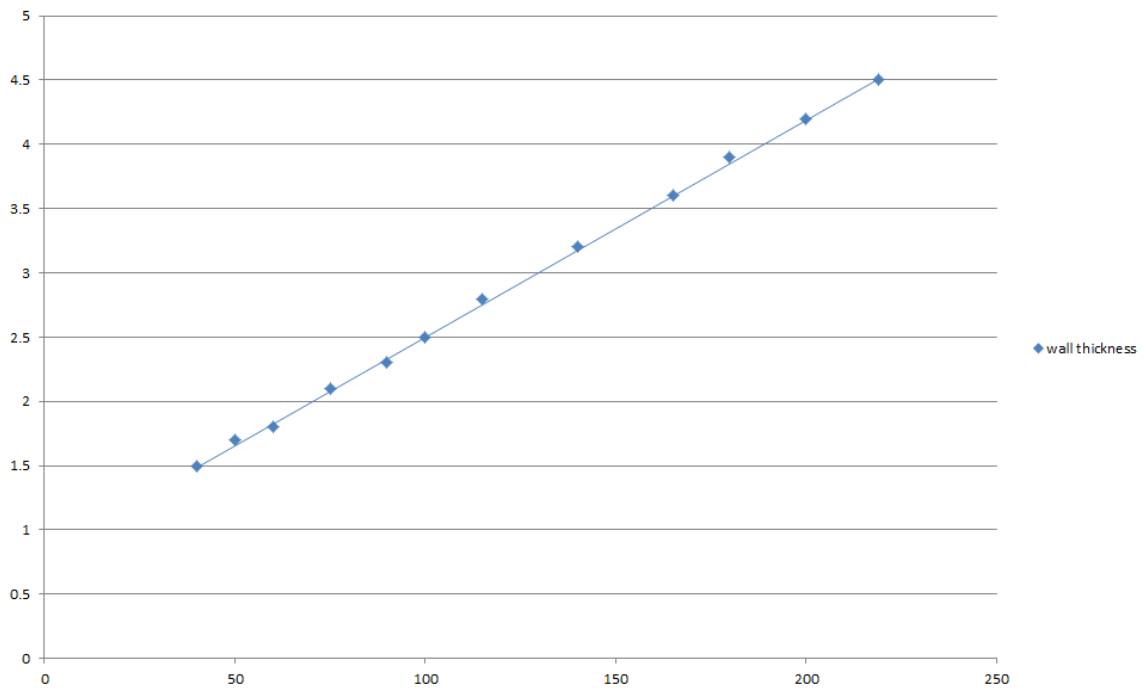
Template for translation. Only for
internal use

A.2.3.1 Two layer penetration seal with pipes

Services	Maximum aperture	Insulation, minimum thickness and density	Classification
Mild or stainless steel pipe			
40 mm diameter/1.5-14.2 mm wall*	1200 x 600 mm	20 mm Stone wool insulation 80 kg/m ³	EI 180 C/U
40 mm diameter/1.5-14.2 mm wall*	280 x 280 mm		EI 240 C/U
40 mm diameter/1.5-14.2 mm wall*	2400 x 1200 mm		E 180 C/U, EI 120 C/U
40 mm diameter/1.5-14.2 mm wall*		30 mm Stone wool insulation 80 kg/m ³	E 180 C/U, EI 60 C/U
50 mm diameter/1.7-14.2 mm wall*			
60 mm diameter/1.8-14.2 mm wall*			
75 mm diameter/2.1-14.2 mm wall*			
90 mm diameter/2.3-14.2 mm wall*			
100 mm diameter/2.5-14.2 mm wall*			
115 mm diameter/2.8-14.2 mm wall*			
140 mm diameter/3.2-14.2 mm wall*			
165 mm diameter/ 3.6-14.2 mm wall*			
180 mm diameter/ 3.9-14.2 mm wall*			
200 mm diameter/ 4.2-14.2 mm wall*			
219 mm diameter/ 4.5-14.2 mm wall*			

* Typical pipe diameters shown, see below graph for intermediate sizes

Pipe diameter vs Wall thickness



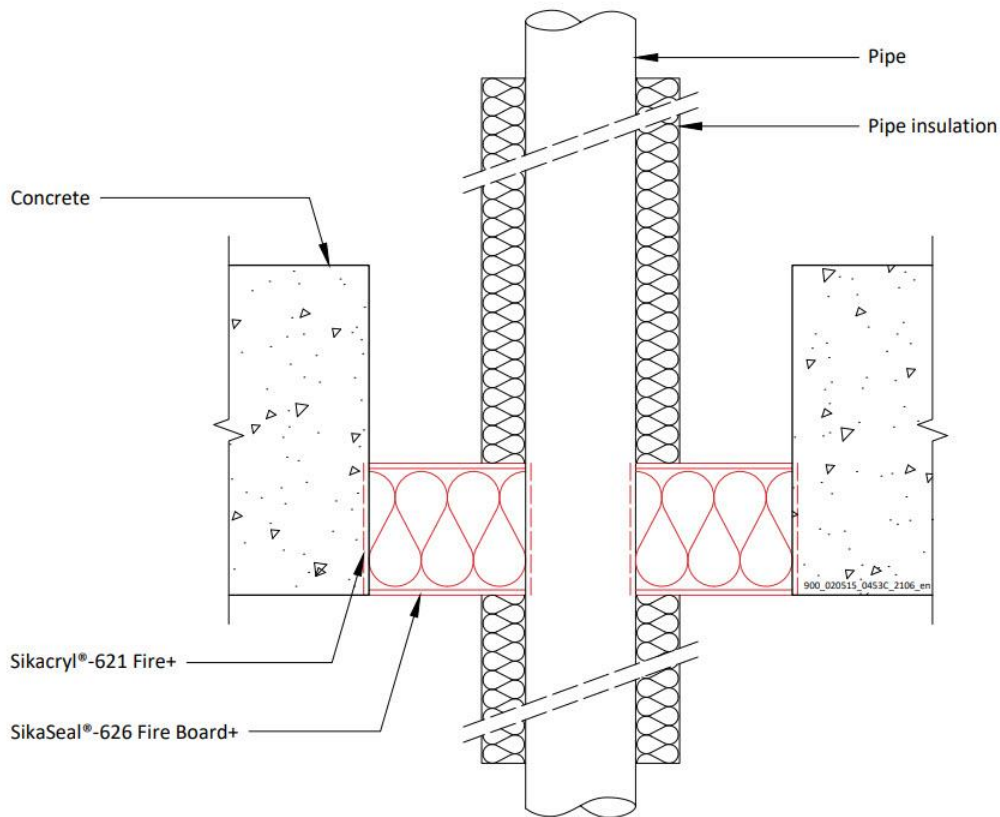
Declaration of Performance
 SikaSeal-626 Fire Board+
 80113803
 2021.10 , ver. 1
 1549

Template for translation. Only for
 internal use

A.2.4 Pipe penetration seal with 1x SikaSeal-626 Fire Board+ 2-S

Penetration Seal: 1000 mm (min.)* LI (Local Interrupted) or CI (Continuous Interrupted) insulated metallic pipes (single) fitted at any position within the aperture, with 60 mm SikaSeal-626 Fire Board+ 2-S to either side of the floor (or anywhere in between).

Construction details:



A.2.4.1 Single side penetration seal with pipes

Services	Maximum Aperture	Insulation, minimum thickness and density	Classification
Up to 12 mm diameter Copper pipe 0.9-14.2 mm wall	1200 x 600 mm	20 mm Stone wool insulation 80 kg/m ³	E 240 C/U, EI 45 C/U
Up to 54 mm diameter Copper pipe 0.9-14.2 mm wall	1200 x 600 mm		E 240 C/U
	2400 mm x 1200 mm	E 120 C/U	
114 mm diameter mild or stainless steel pipe 11-14.2 mm wall	600 x 1200 mm	None	E 240 C/C, EI 20 C/C
	2400 mm x 1200 mm		E 120 C/C, EI 20 C/C

Declaration of Performance
SikaSeal-626 Fire Board+
80113803
2021.10 , ver. 1
1549

Template for translation. Only for internal use

Services	Maximum Aperture	Insulation, minimum thickness and density	Classification
Mild or stainless steel pipe			
40 mm diameter/1.5-14.2 mm wall*	600 x 1200 mm	20 mm Stone wool insulation 80 kg/m ³	E 240 C/U, EI 60 C/U
40 mm diameter/1.5-14.2 mm wall*		30 mm Stone wool insulation 80 kg/m ³	E 240 C/U, EI 90 C/U
50 mm diameter/1.7-14.2 mm wall*			
60 mm diameter/1.8-14.2 mm wall*			
75 mm diameter/2.1-14.2 mm wall*			
90 mm diameter/2.3-14.2 mm wall*			
100 mm diameter/2.5-14.2 mm wall*			
115 mm diameter/2.8-14.2 mm wall*			
140 mm diameter/3.2-14.2 mm wall*			
165 mm diameter/ 3.6-14.2 mm wall*			
180 mm diameter/ 3.9-14.2 mm wall*			
200 mm diameter/ 4.2-14.2 mm wall*			
219 mm diameter/ 4.5-14.2 mm wall*			
40 mm diameter/1.5-14.2 mm wall*	2400 mm wide by 1200 mm high	20 mm Stone wool insulation 80 kg/m ³	E 120 C/U, EI 60 C/U
40 mm diameter/1.5-14.2 mm wall*		30 mm Stone wool insulation 80 kg/m ³	E 120 C/U, EI 90 C/U
50 mm diameter/1.7-14.2 mm wall*			
60 mm diameter/1.8-14.2 mm wall*			
75 mm diameter/2.1-14.2 mm wall*			
90 mm diameter/2.3-14.2 mm wall*			
100 mm diameter/2.5-14.2 mm wall*			
115 mm diameter/2.8-14.2 mm wall*			
140 mm diameter/3.2-14.2 mm wall*			
165 mm diameter/ 3.6-14.2 mm wall*			
180 mm diameter/ 3.9-14.2 mm wall*			
200 mm diameter/ 4.2-14.2 mm wall*			
219 mm diameter/ 4.5-14.2 mm wall*			

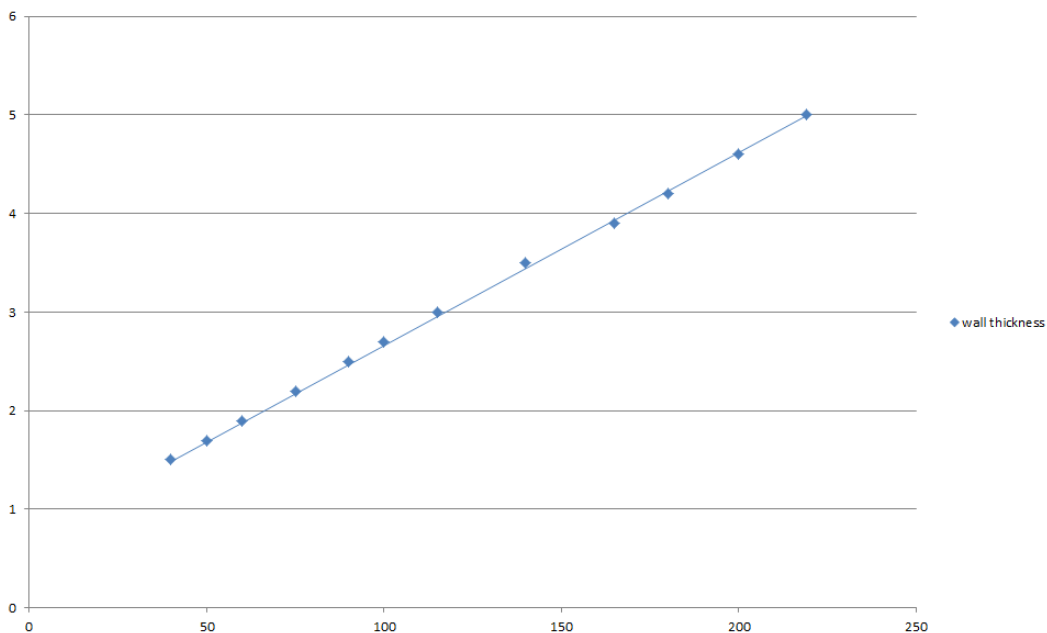
* Typical pipe diameters shown, see below graph for intermediate sizes

Declaration of Performance

SikaSeal-626 Fire Board+
80113803
2021.10 , ver. 1
1549

Template for translation. Only for internal use

Pipe diameter vs Wall thickness



Services	Maximum Aperture	Insulation (minimum)	Classification
Geberit Mepla MLC (PE-Xb/Aluminium/PE-HD pipe)			
16 mm diameter/2.25 mm wall	75 x 75 mm	500 mm long, 20 mm Stone wool insulation 80 kg/m ³	E 240 C/C, EI 180 C/C
16 mm diameter/2.25 mm wall			
20 mm diameter/2.5 mm wall			
26 mm diameter/3 mm wall			
32 mm diameter/3 mm wall			
40 mm diameter/3.5 mm wall			
50 mm diameter/4 mm wall			
63 mm diameter/4.5 mm wall			
75 mm diameter/4.7 mm wall			
16 mm diameter/2.25 mm wall	600 x 1200 mm	500 mm long, 20 mm Stone wool insulation 80 kg/m ³	E 240 C/C, EI 90 C/C
20 mm diameter/2.5 mm wall			
26 mm diameter/3 mm wall			
32 mm diameter/3 mm wall			
40 mm diameter/3.5 mm wall			
50 mm diameter/4 mm wall			
63 mm diameter/4.5 mm wall			
75 mm diameter/4.7 mm wall			
16 mm diameter/2.25 mm wall			
20 mm diameter/2.5 mm wall			
26 mm diameter/3 mm wall			
32 mm diameter/3 mm wall			
40 mm diameter/3.5 mm wall			
50 mm diameter/4 mm wall			
63 mm diameter/4.5 mm wall			
75 mm diameter/4.7 mm wall			

Declaration of Performance

SikaSeal-626 Fire Board+
80113803
2021.10 , ver. 1
1549

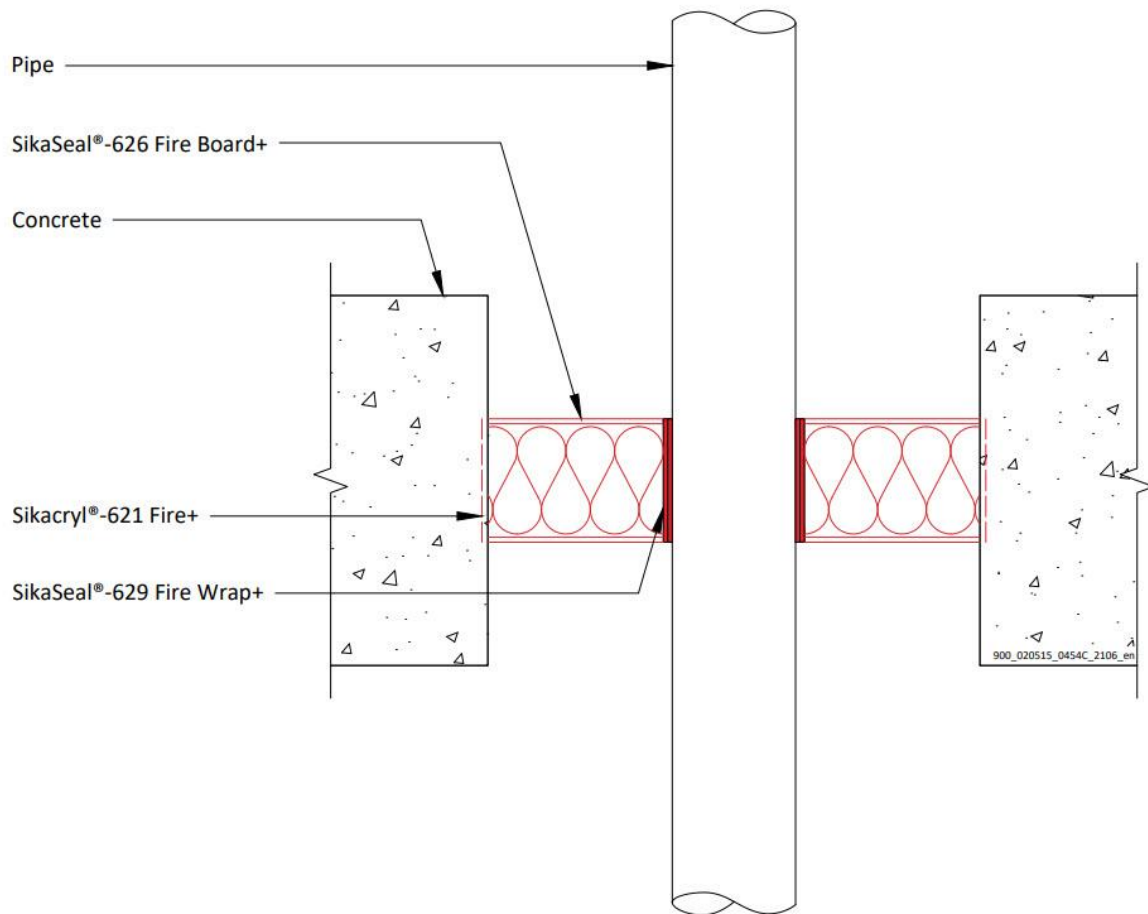
Template for translation. Only for internal use



A.2.5 Pipe penetration seal with 1x SikaSeal-626 Fire Board+ 2-S

Penetration Seal: Combustible pipes fitted at any position within the aperture, with 50 mm SikaSeal-626 Fire Board+ 2-S at mid-depth of the floor. SikaSeal-629 Fire Wrap+ are required to be fitted around combustible pipe insulation. Maximum aperture size 2400 mm x 1200 mm

Construction details:



A.2.5.1 Central penetration seal with pipes

Services	Wrap	Classification
PVC-U pipe according to EN 1329-1, EN 1452-1 and EN 1453-1* 110 mm diameter/ 3.4mm wall	50 x 3.6 mm SikaSeal-629 Fire Wrap+	EI 90 U/C, EI 90 C/C

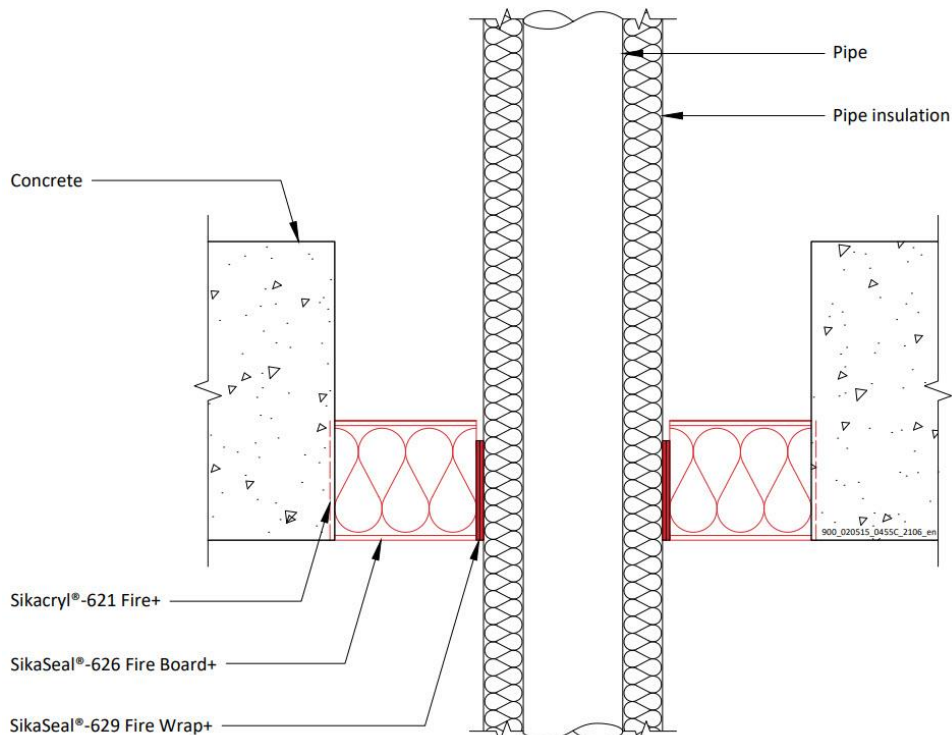
Declaration of Performance
 SikaSeal-626 Fire Board+
 80113803
 2021.10 , ver. 1
 1549

Template for translation. Only for
 internal use

A.2.6 Pipe penetration seal with 1x SikaSeal-626 Fire Board+ 2-S

Penetration Seal: CS (Continuous Sustained) insulated metallic pipes fitted at any position within the aperture, with 60 mm SikaSeal-626 Fire Board+ 2-S to either side of the floor (or anywhere in between). SikaSeal-629 Fire Wrap+ are required to be fitted around combustible pipe insulation. Maximum aperture size 2400 mm x 1200 mm

Construction details:



A.2.6.1 Single side penetration seal with pipes

Services	Wrap	Insulation	Classification
Mild or stainless steel pipe			
165 mm diameter/ 4.5-14.2 mm wall	50 x 3.6 mm SikaSeal-629 Fire Wrap+ fitted at bottom of seal	13 mm elastomeric insulation min. class B-s3, d0	E 90 C/U, EI 45 C/U
		19 mm elastomeric insulation min. class B-s3, d0	EI 90 C/U
	Not required	25-40 mm stone wool min. 80 kg/m ³	E 90 C/U, EI 60 C/U

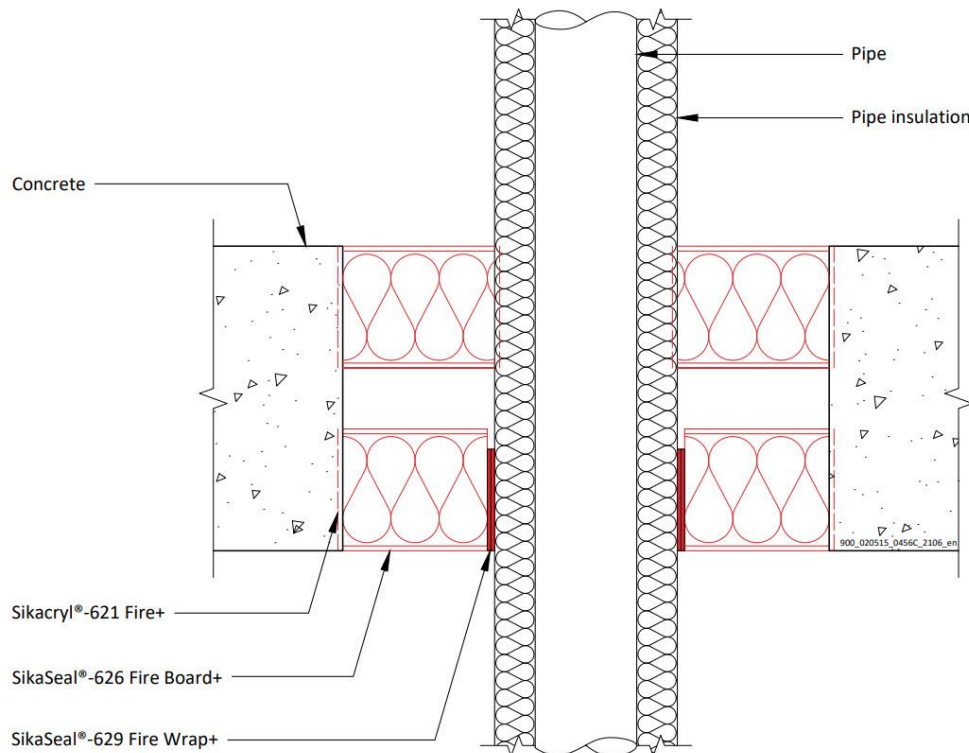
Declaration of Performance
SikaSeal-626 Fire Board+
80113803
2021.10 , ver. 1
1549

Template for translation. Only for internal use

A.2.7 Pipe penetration seal with 2x SikaSeal-626 Fire Board+ 2-S

Penetration Seal: CS (Continuous Sustained) insulated metallic pipes fitted at any position within the aperture, with 60 mm SikaSeal-626 Fire Board+ 2-S to both sides of the floor. SikaSeal-629 Fire Wrap+ are required to be fitted around combustible pipe insulation at the soffit. Maximum aperture size 2400 mm x 1200 mm

Construction details:



A.2.7.1 Double side penetration seal with pipes

Services	Wrap	Insulation	Classification
Mild or stainless steel pipe			
Up to 40 mm diameter/ 1-14.2 mm wall	50 x 1.8 mm SikaSeal-629 Fire Wrap+	13 mm elastomeric insulation min. class B-s3, d0	E 180 C/U, EI 120 C/U

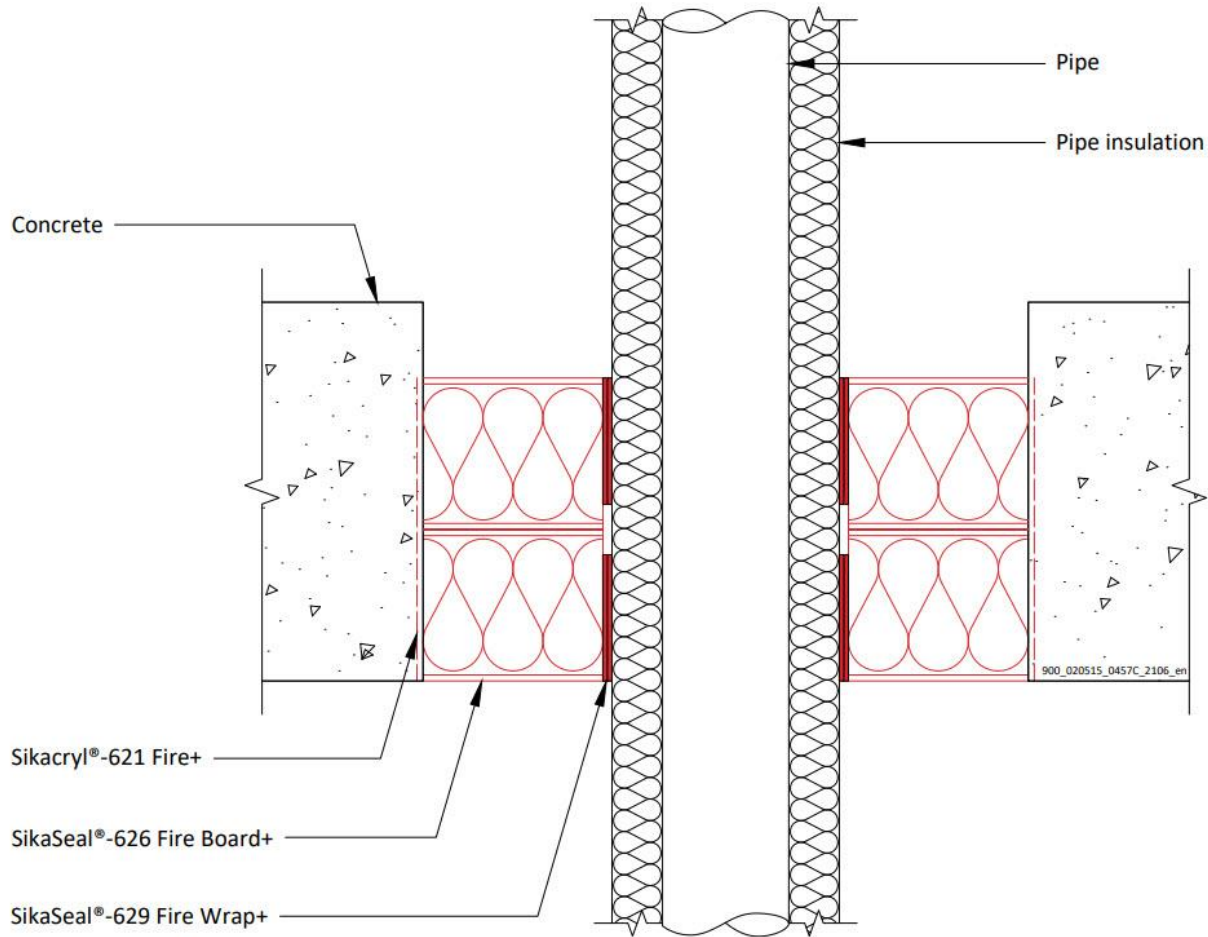
Declaration of Performance
SikaSeal-626 Fire Board+
80113803
2021.10 , ver. 1
1549

Template for translation. Only for
internal use

A.2.8 Pipe penetration seal with 2x SikaSeal-626 Fire Board+ 2-S (back to back)

Penetration Seal: CS (Continuous Sustained) insulated metallic and composite pipes fitted at any position within the aperture, with two layers of 60 mm SikaSeal-626 Fire Board+ 1-S installed together to either side of the floor (or anywhere in between). SikaSeal-629 Fire Wrap+ are required to be fitted around combustible pipe insulation at the bottom of the seal. Maximum aperture size 2400 mm x 1200 mm

Construction details:



Declaration of Performance
SikaSeal-626 Fire Board+
80113803
2021.10 , ver. 1
1549

Template for translation. Only for
internal use

A.2.8.1 Back to back penetration seal with pipes

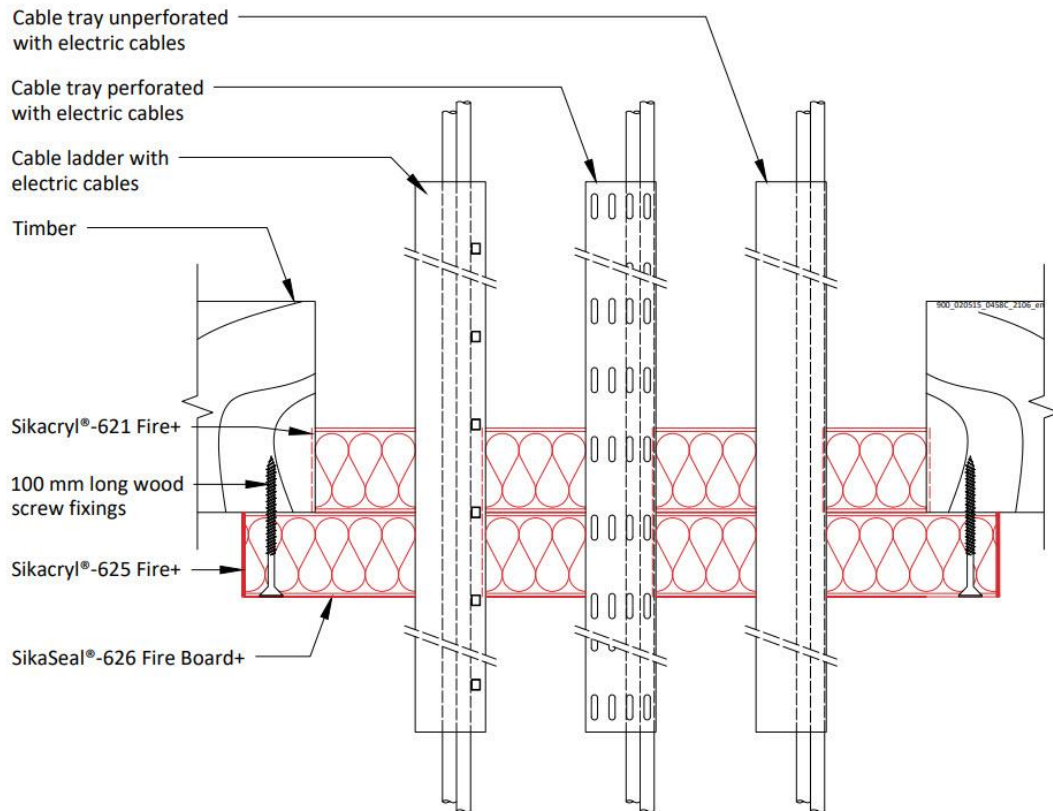
Services	Wrap	Insulation	Classification
Copper pipe			
12-54 mm diameter/1-1.2 mm wall	50 x 3.6 mm SikaSeal-629 Fire Wrap+ fitted to both sides of the seal	9-13 mm elastomeric insulation min. class B-s3, d0	E240 C/C, EI 60 C/C
12-54 mm diameter/1-1.2 mm wall		13-25 mm elastomeric insulation min. class B-s3, d0	E 180 C/C, EI 45 C/C
Geberit Mepla MLC (PE-Xb/Aluminium/PE-HD pipe)			
16 mm diameter/2.25 mm wall	50 x 3.6 mm SikaSeal-629 Fire Wrap+ fitted to both sides of the seal	9 mm elastomeric insulation min. class B-s3, d0	EI 120 C/C
20 mm diameter/2.5 mm wall			
26 mm diameter/3 mm wall			
32 mm diameter/3 mm wall			
40 mm diameter/3.5 mm wall			
50 mm diameter/4 mm wall			
63 mm diameter/4.5 mm wall		13-25 mm elastomeric insulation min. class B-s3, d0	E 60 C/C, EI 45 C/C
75 mm diameter/4.7 mm wall			
16 mm diameter/2.25 mm wall			
20 mm diameter/2.5 mm wall			
26 mm diameter/3 mm wall			
32 mm diameter/3 mm wall			
40 mm diameter/3.5 mm wall			
50 mm diameter/4 mm wall			
63 mm diameter/4.5 mm wall			
75 mm diameter/4.7 mm wall			

A.3 Timber floor constructions according to 2. 2) with floor thickness of minimum 150 mm

A.3.1 Cable penetration seal with 2x SikaSeal-626 Fire Board+ 1-S

Penetration Seal: Cables fitted at any position within the aperture, with 2 layers of 50 mm SikaSeal-626 Fire Board+ 1-S within the floor with the coated sides downwards. The external board layer has a minimum 100 mm overlap all around the aperture.

Construction details:



A.3.1.1 Back to back penetration seal with cables

Services	Maximum aperture	Classification
Electrical cables up to 21 mm Ø (single, bundled and on trays)	1200 mm x 600 mm	E 90, EI 45
Electrical cables up to 50 mm Ø (single, bundled and on trays)		E 90, EI 60
Electrical cables up to 80 mm Ø (single, bundled and on trays)		E 90, EI 60
Cables up to 21mm Ø in tied bundles up to 100mm Ø		E 90, EI 60
Steel cable trays & ladders		E 90, EI 60
Non-sheathed wires up to 24 mm Ø		E 90, EI 30
PE-X pipe-in-pipe up to 25 mm diameter / 1.0 mm wall		EI 90 C/C

Declaration of Performance

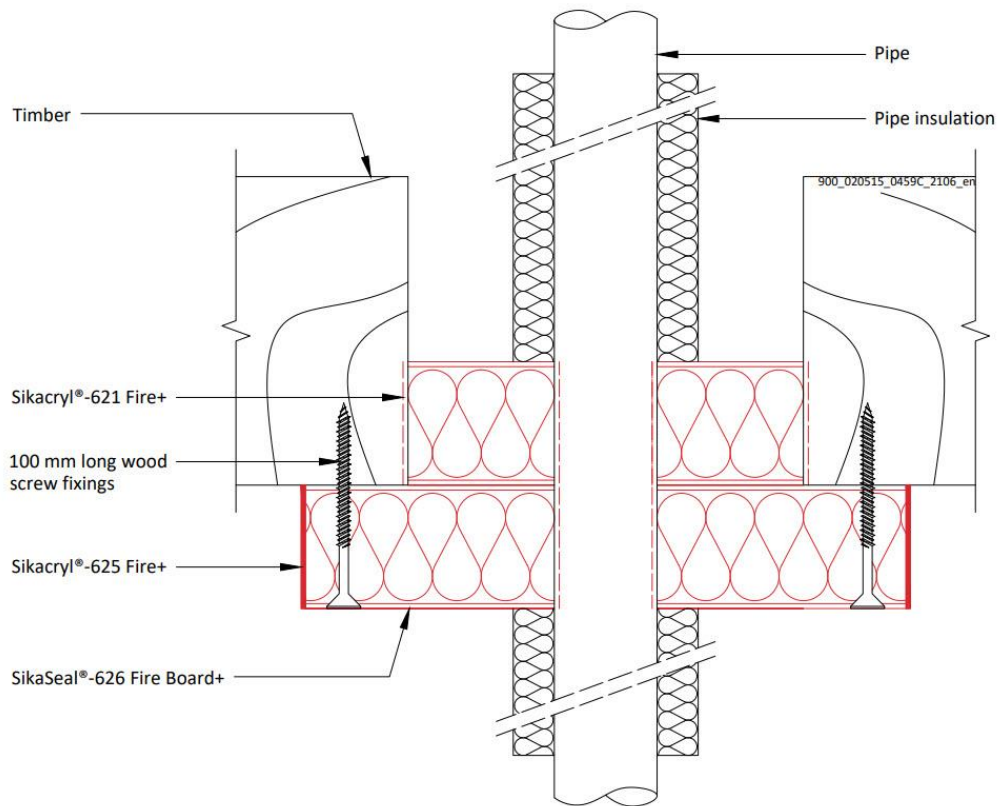
SikaSeal-626 Fire Board+
80113803
2021.10 , ver. 1
1549

Template for translation. Only for internal use

A.3.2 Pipe penetration seal with 2x SikaSeal-626 Fire Board+ 1-S

Penetration Seal: 500 mm (min.)* LI (Local Interrupted) or CI (Continuous Interrupted) insulated metallic pipes fitted at any position within the aperture, with 2 layers of 50 mm SikaSeal-626 Fire Board+ 1-S within the floor with the coated sides downwards. The external board layer has a minimum 100 mm overlap all around the aperture.

Construction details:



A.3.2.1 Back to back penetration seal with pipes

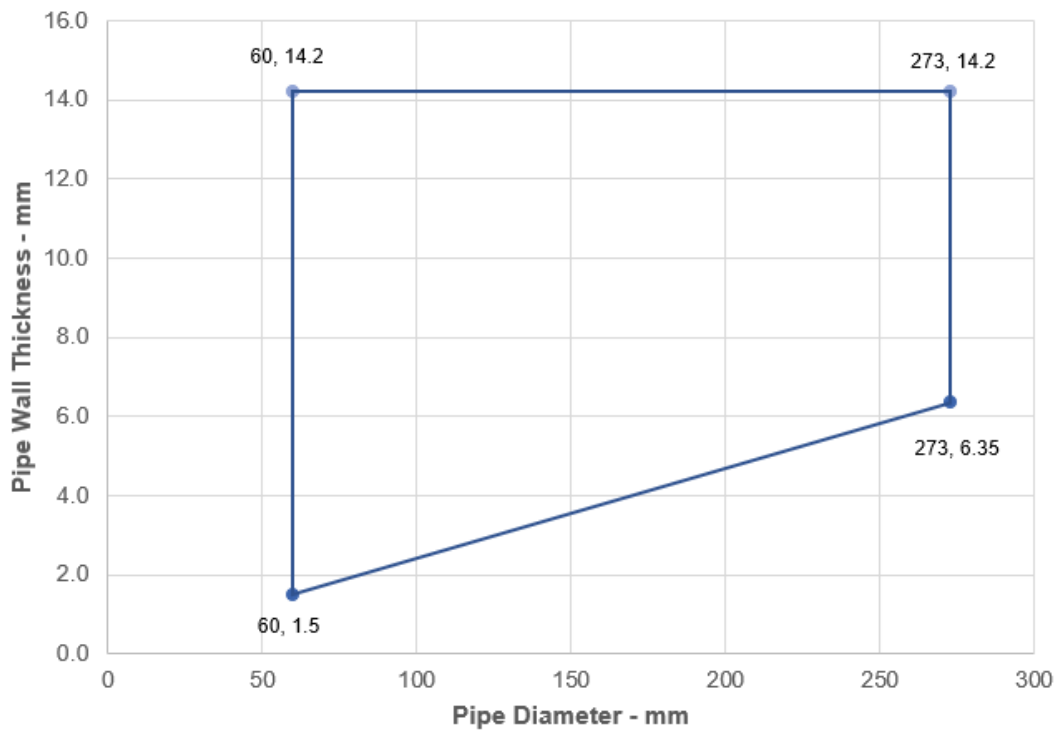
Services	Max. aperture	Insulation, minimum thickness and density	Classification
Mild or stainless steel pipe			
60 mm diameter*	1200 mm x 600 mm	20 mm glass or stone wool insulation 75 kg/m ³	E 90 C/U, EI 60 C/U
273 mm diameter*		25 mm glass or stone wool insulation 75 kg/m ³	E 90 C/U, EI 60 C/U
Copper or steel pipes			
15 mm diameter*	1200 mm x 600 mm	20 mm glass or stone wool insulation 75 kg/m ³	EI 90 C/C
54 mm diameter*			EI 90 C/C
Alupex pipes			
16 mm diameter*	1200 mm x 600 mm	20 mm glass or stone wool insulation 75 kg/m ³	E 90 C/C, EI 60 C/C
75 mm diameter*			

*See below graphs for interpolation pipe sizes

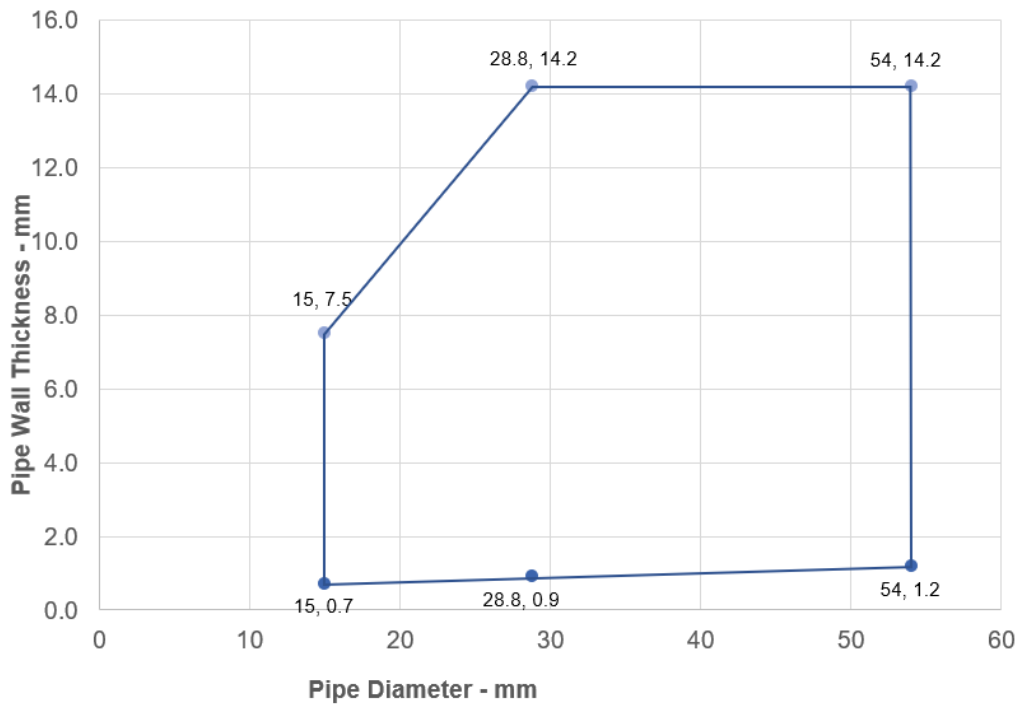
Declaration of Performance
SikaSeal-626 Fire Board+
80113803
2021.10, ver. 1
1549

Template for translation. Only for internal use

Mild or Stainless Steel Pipes - E 90 C/U, EI 60 C/U



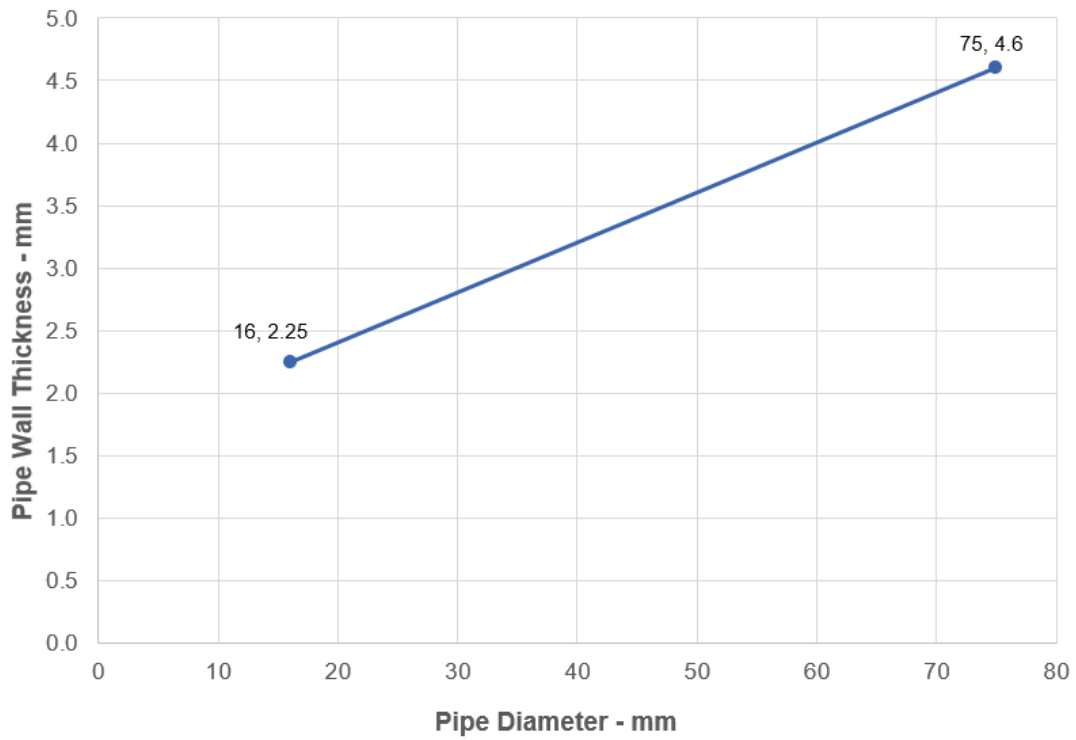
Copper or Steel Pipes- EI 90 C/C



Declaration of Performance
 SikaSeal-626 Fire Board+
 80113803
 2021.10 , ver. 1
 1549

Template for translation. Only for
 internal use

ALUPEX Pipes - E 90 C/C, EI 60 C/C



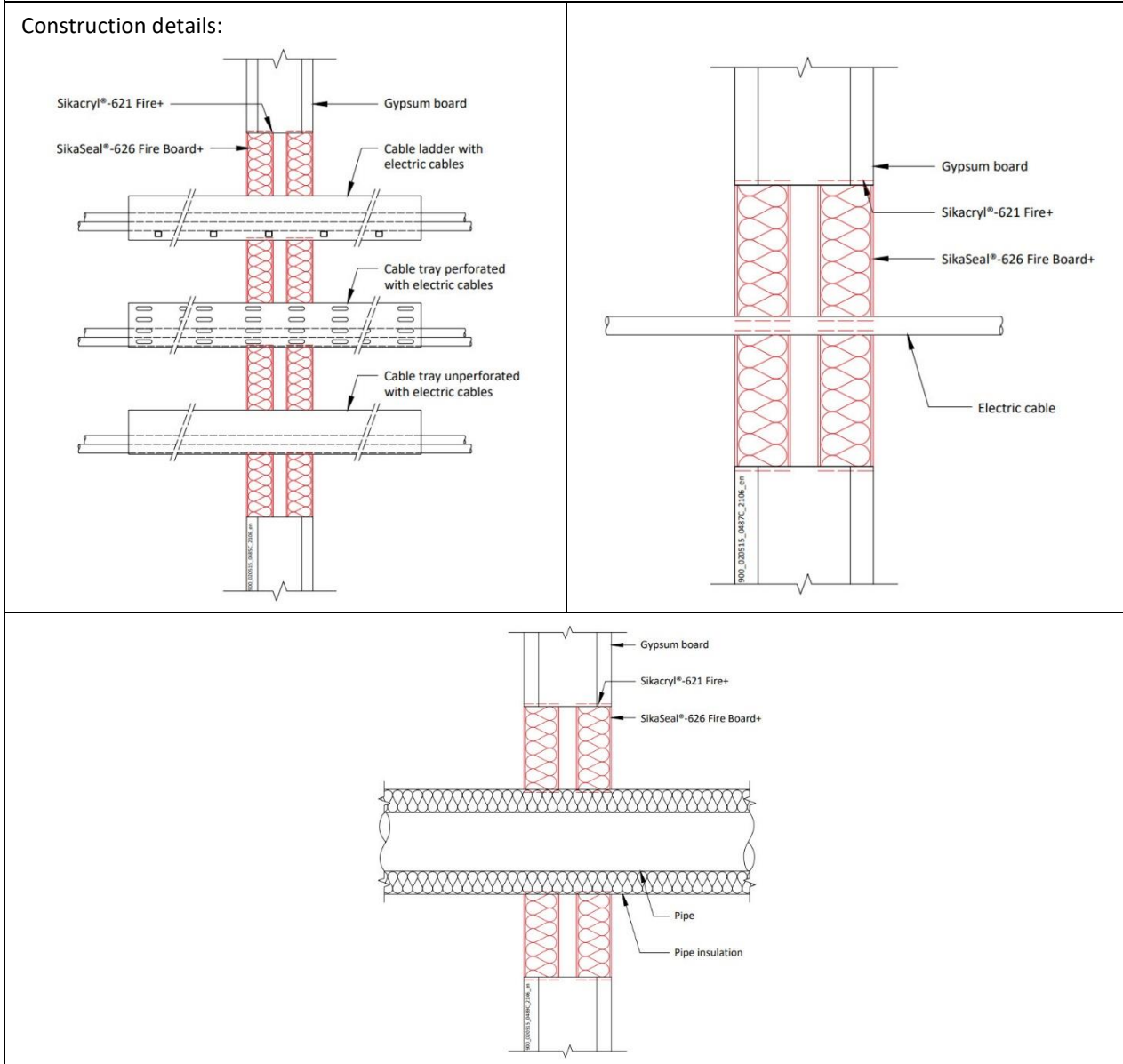
Declaration of Performance
SikaSeal-626 Fire Board+
80113803
2021.10 , ver. 1
1549

Template for translation. Only for
internal use

A.4 Flexible or rigid wall constructions according to 2. 2) with wall thickness of minimum 75 mm

A.4.1 Cable penetration seal with 2x SikaSeal-626 Fire Board+ 30 1-S

Penetration Seal: Cables fitted at any position within the aperture, with 30 mm SikaSeal-626 Fire Board+ 1-S to both sides of the wall. Minimum 30 mm separation between pipes



A.4.1.1 Double side penetration seal with cables

Services	Maximum aperture	Classification
Electrical cables up to 21 mm Ø (single, bundled and on trays)	1200 mm wide x 600 mm high	EI 45
Electrical cables up to 80 mm Ø (single, bundled and on trays)		E 45, EI 30
Cables including telecoms up to 21mm Ø in tied bundles up to 100mm Ø		
Steel cable trays & ladders		E 45, EI 20
Unsheathed wires up to 24 mm Ø		
Plastic conduits maximum 32 mm diameter		EI 45

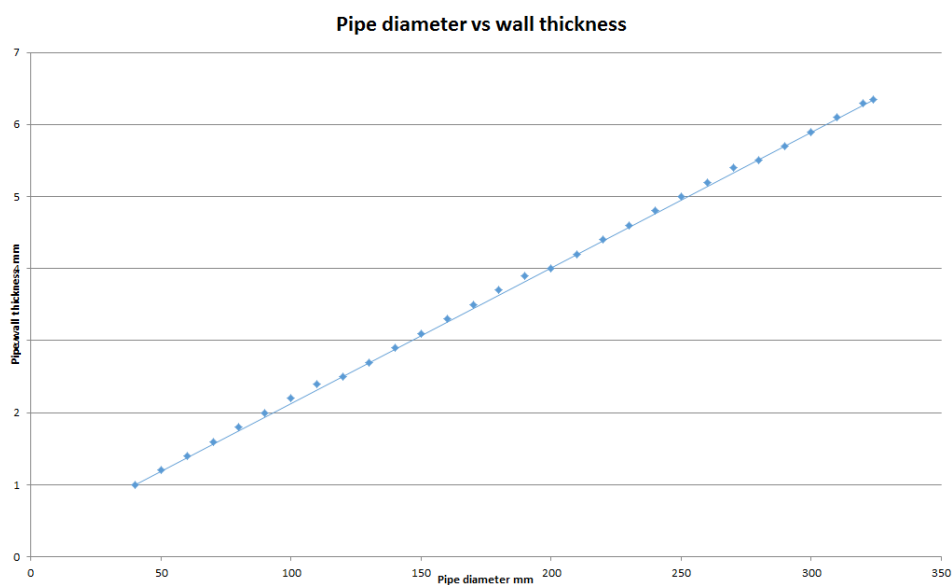
Declaration of Performance

SikaSeal-626 Fire Board+
80113803
2021.10, ver. 1
1549

Template for translation. Only for internal use

Services	Maximum Aperture	Insulation, minimum thickness and density - CS	Classification
Mild or stainless steel pipe	1200 mm wide x 600 mm high	None	EI 45 C/U
4 mm diameter/0.7-14.2 mm wall 22 mm diameter/2.0-14.2 mm wall			E 45 C/U, EI 30 C/U
40 mm diameter/1.0-14.2 mm wall*		20 mm Stone wool insulation 80 kg/m ³	EI 45 C/U
40 mm diameter/1.0-14.2 mm wall*		30 mm Stone wool insulation 80 kg/m ³	EI 45 C/U
50 mm diameter/1.7-14.2 mm wall*			
60 mm diameter/1.8-14.2 mm wall*			
75 mm diameter/2.1-14.2 mm wall*			
90 mm diameter/2.3-14.2 mm wall*			
100 mm diameter/2.5-14.2 mm wall*			
115 mm diameter/2.8-14.2 mm wall*			
140 mm diameter/3.2-14.2 mm wall*			
165 mm diameter/ 3.6-14.2 mm wall*			
180 mm diameter/ 3.9-14.2 mm wall*			
200 mm diameter/ 4.2-14.2 mm wall*			
219 mm diameter/ 4.5-14.2 mm wall*			
250 mm diameter/ 5.0-14.2 mm wall*			
300 mm diameter/ 5.9-14.2 mm wall*			
324 mm diameter/ 6.35-14.2 mm wall*			

* Typical pipe diameters shown, see below graph for intermediate sizes
CS – Continuous Sustained

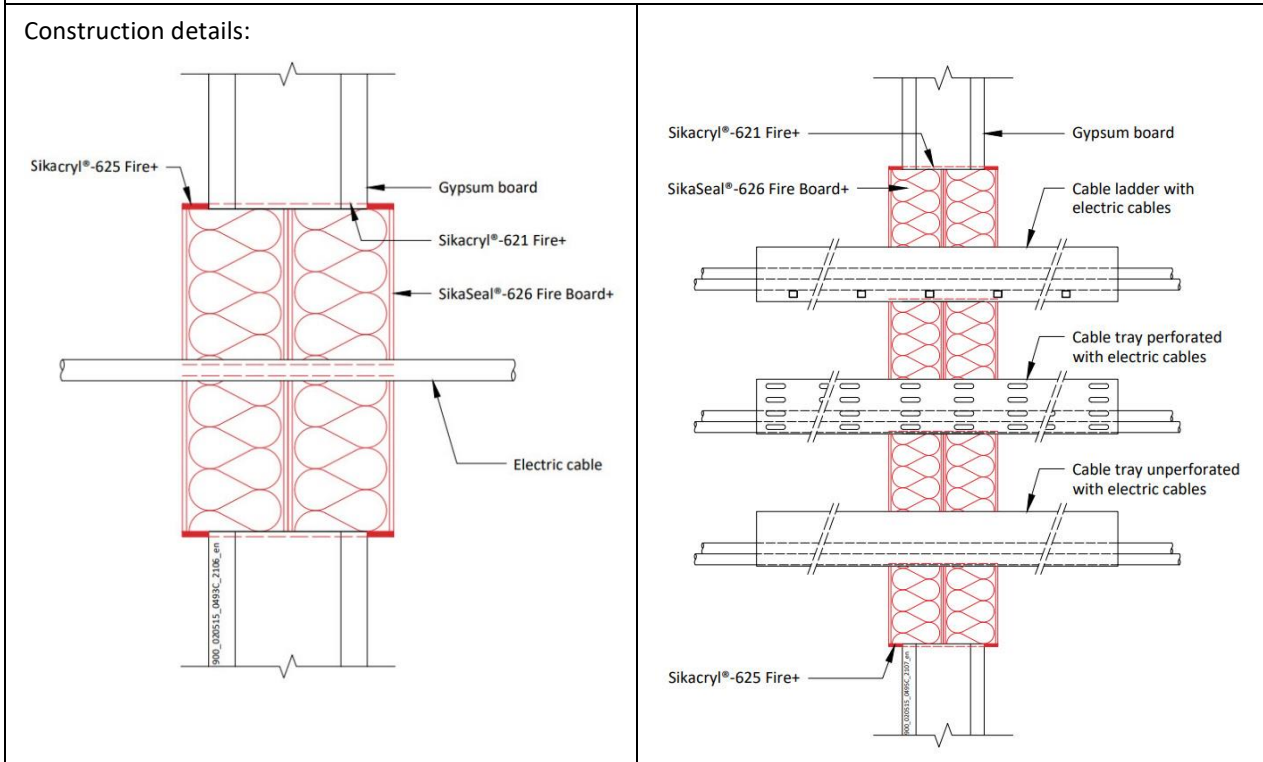


Declaration of Performance
SikaSeal-626 Fire Board+
80113803
2021.10 , ver. 1
1549

Template for translation. Only for
internal use

A.4.2 Cable penetration seal with 2x SikaSeal-626 Fire Board+ 1-S

Penetration Seal: Cables fitted at any position within the aperture, with 50 mm SikaSeal-626 Fire Board+ 1-S to both sides of the wall.



A.4.2.1 Double side penetration seal with cables

Services	Maximum aperture	Classification
None (blank)	As section 2.5)	EI 60
Single electrical cables up to 21 mm \varnothing		EI 60
Electrical cables up to 80 mm \varnothing (single, bundled and on trays)		E 60, EI 45
Cables up to 21mm \varnothing in tied bundles up to 100mm \varnothing		EI 60
Steel cable trays & ladders		EI 60 C/U
Steel conduit up to 16 mm \varnothing		E 60 C/U, EI 45 C/U
Copper conduit up to 16 mm \varnothing		E 60, EI 30
Unsheathed wires up to 24 mm \varnothing		EI 60 C/U, EI 60 C/C
Plastic conduits up to 16 mm \varnothing		

Declaration of Performance
 SikaSeal-626 Fire Board+
 80113803
 2021.10 , ver. 1
 1549

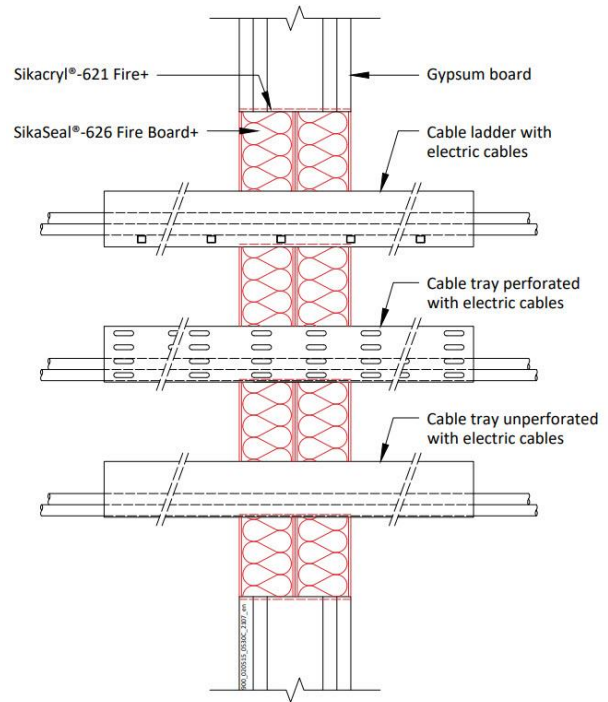
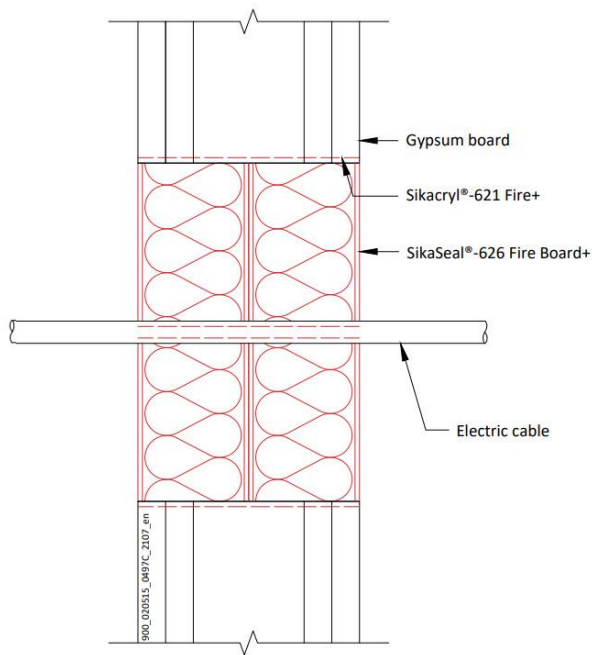
Template for translation. Only for
 internal use

A.5 Flexible or rigid wall constructions according to 2. 2) with wall thickness of minimum 100 mm

A.5.1 Cable penetration seal with 2x SikaSeal-626 Fire Board+ 1-S

Penetration Seal: Cables fitted at any position within the aperture, with 50 mm SikaSeal-626 Fire Board+ 1-S to both sides of the wall.

Construction details:



A.5.1.1 Double side penetration seal with cables

Services	Maximum aperture	Classification
None (blank)	As section 2. 5)	EI 120
Single electrical cables up to 21 mm \varnothing		E 120, EI 60
Electrical cables up to 80 mm \varnothing (single, bundled and on trays)		EI 60
Cables up to 21mm \varnothing in tied bundles up to 100mm \varnothing		
Steel cable trays & ladders		EI 60 C/U
Steel conduit up to 16 mm \varnothing		E 60 C/U, EI 45 C/U
Copper conduit up to 16 mm \varnothing		E 60, EI 30
Unsheathed wires up to 24 mm \varnothing		EI 60 C/U, EI 60 C/C
Plastic conduits up to 16 mm \varnothing		

Declaration of Performance

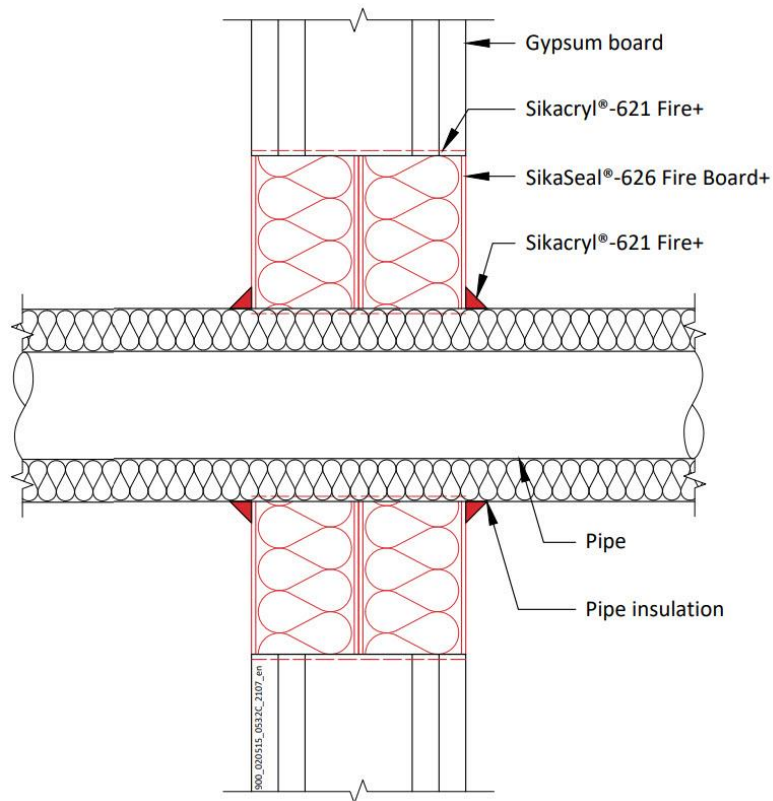
SikaSeal-626 Fire Board+
80113803
2021.10 , ver. 1
1549

Template for translation. Only for
internal use

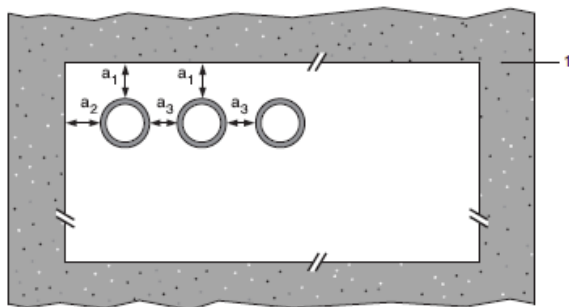
A.5.2 Pipe penetration seal with 2x SikaSeal-626 Fire Board+ 1-S

Penetration Seal: CS (Continuous Sustained) insulated metallic pipes fitted at any position within the aperture, with 50 mm SikaSeal-626 Fire Board+ 1-S to both sides of the wall. Minimum separation between penetration seals and seal edges of 30 mm.

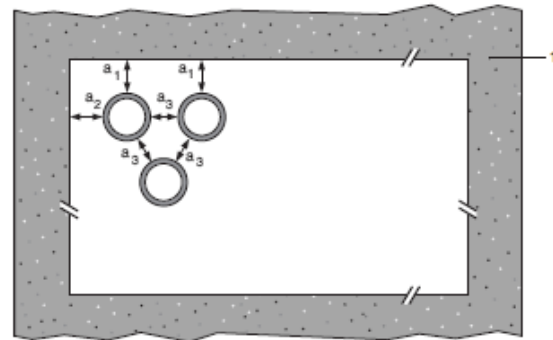
Construction details:



Configuration 1



Configuration 2



Key

- 1 Supporting construction
- a1 Pipe / top edge of seal separation
- a2 Pipe / side edge of seal separation
- a3 Pipe / pipe separation

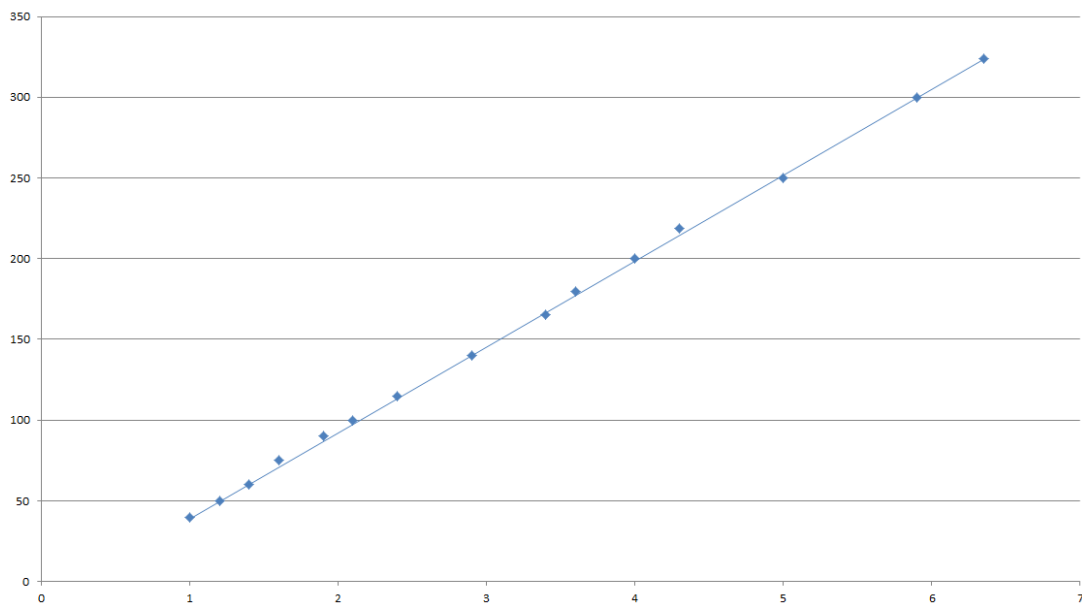
Declaration of Performance
 SikaSeal-626 Fire Board+
 80113803
 2021.10 , ver. 1
 1549

Template for translation. Only for
 internal use

A.5.2.1 Double side penetration seal with pipes

Services	Insulation	Classification
Mild or stainless steel pipe		
40 mm diameter/1-14.2 mm wall	20 mm thick stone, mineral wool min. 80 kg/m ³	EI 120 C/U
40 mm diameter/1-14.2 mm wall*	30-80 mm thick stone, mineral wool min. 80 kg/m ³	
50 mm diameter/1.2-14.2 mm wall*		
60 mm diameter/1.4-14.2 mm wall*		
75 mm diameter/1.6-14.2 mm wall*		
90 mm diameter/1.9-14.2 mm wall*		
100 mm diameter/2.1-14.2 mm wall*		
115 mm diameter/2.4-14.2 mm wall*		
140 mm diameter/2.9-14.2 mm wall*		
165 mm diameter/ 3.4-14.2 mm wall*		
180 mm diameter/ 3.6-14.2 mm wall*		
200 mm diameter/ 4.0-14.2 mm wall*		
219 mm diameter/ 4.3-14.2 mm wall*		
250 mm diameter/ 5.0-14.2 mm wall*		
300 mm diameter/ 5.9-14.2 mm wall*		
324 mm diameter/ 6.35-14.2 mm wall*		
PEX pipe in pipe system		
15 mm diameter x 2.5 mm wall inner /25mm diameter outer	None	EI 90 C/C

Pipe Diameter vs wall thickness



Declaration of Performance
 SikaSeal-626 Fire Board+
 80113803
 2021.10 , ver. 1
 1549

Template for translation. Only for
 internal use

Services	Insulation	Classification
Mild or stainless steel pipe	None	
4 mm diameter*		EI 120 C/U
5-22 mm diameter*		E 120 C/U, EI 60 C/U
Copper, mild or stainless steel pipe		
Up to 6 mm diameter/0.7-14.2 mm wall	None	E 120 C/C, EI 60 C/C
Up to 15 mm diameter/0.7-7.5 mm wall	20 mm thick glass or stone wool min. 75 kg/m ³	EI 60 C/C
16-54 mm diameter/0.7-14.2 mm wall*		E 60 C/C, EI 45 C/C
Up to 54 mm diameter/0.7-14.2 mm wall*	40 mm thick glass or stone wool min. 75 kg/m ³	EI 60 C/C
Alupex pipe		
16 -20 mm diameter/2.0 mm wall	None	EI 120 C/C
16 mm diameter/2.0-2.25 mm wall	20 mm thick glass or stone wool min. 75 kg/m ³	E 120 C/C, EI 90 C/C
16-75 mm diameter*	25-60 mm thick glass or stone wool min. 75 kg/m ³	E 120 C/C, EI 90 C/C
PVC-U~ pipe		
6 mm diameter*	None	EI 120 U/C
7-32 mm diameter*		EI 60 U/C
32 mm diameter*		EI 90 U/C
PE^ pipe		
20 mm diameter/2.0 mm wall	None	E 120 U/C, EI 90 U/C
21-32 mm diameter/2.0-3.0 mm wall		EI 60 U/C
32 mm diameter/3.0 mm wall		EI 90 U/C
PP pipe		
20 mm diameter/2.2 mm wall	None	E 120 U/C, EI 60 U/C
Up to 32 mm diameter/1.8 mm wall		

*See below graphs for interpolation pipe sizes

~ PVC-U pipe according to EN 1329-1, EN 1452-1 and EN 1453-1 and PVC-C according to EN 1566-1

^ PE pipe according to EN 1519-1, EN 12201-2 and EN 12666-1, ABS according to EN 1455-1 and pipes made from SAN+PVC according to EN 1565-1

Declaration of Performance

SikaSeal-626 Fire Board+
80113803
2021.10 , ver. 1
1549

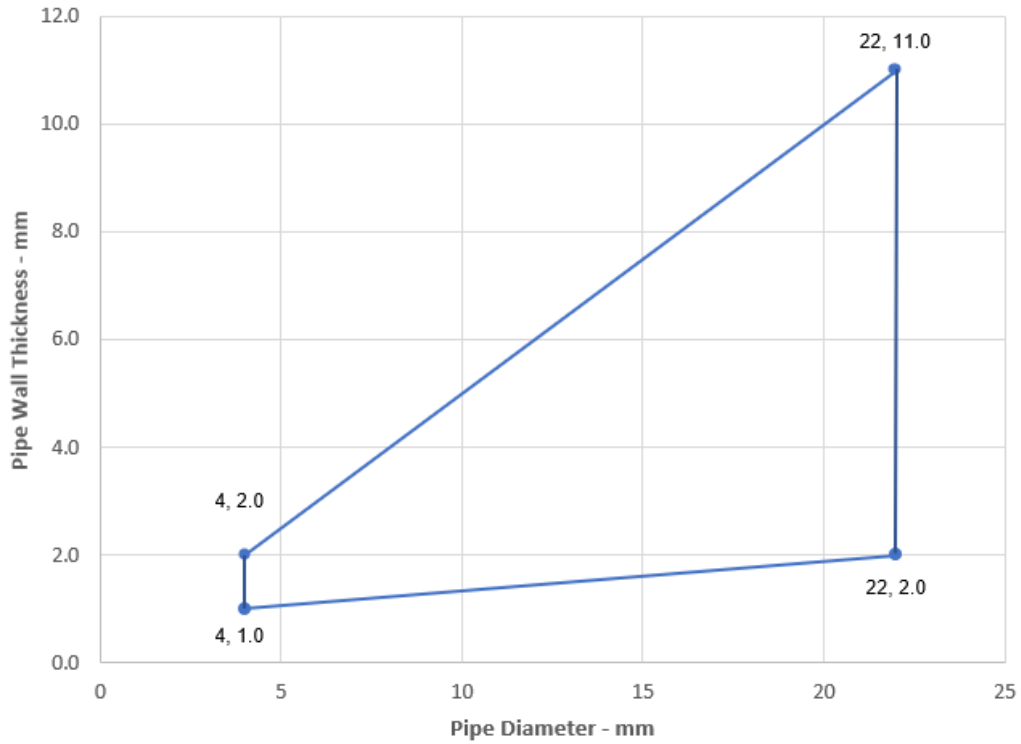
45/178

Template for translation. Only for
internal use

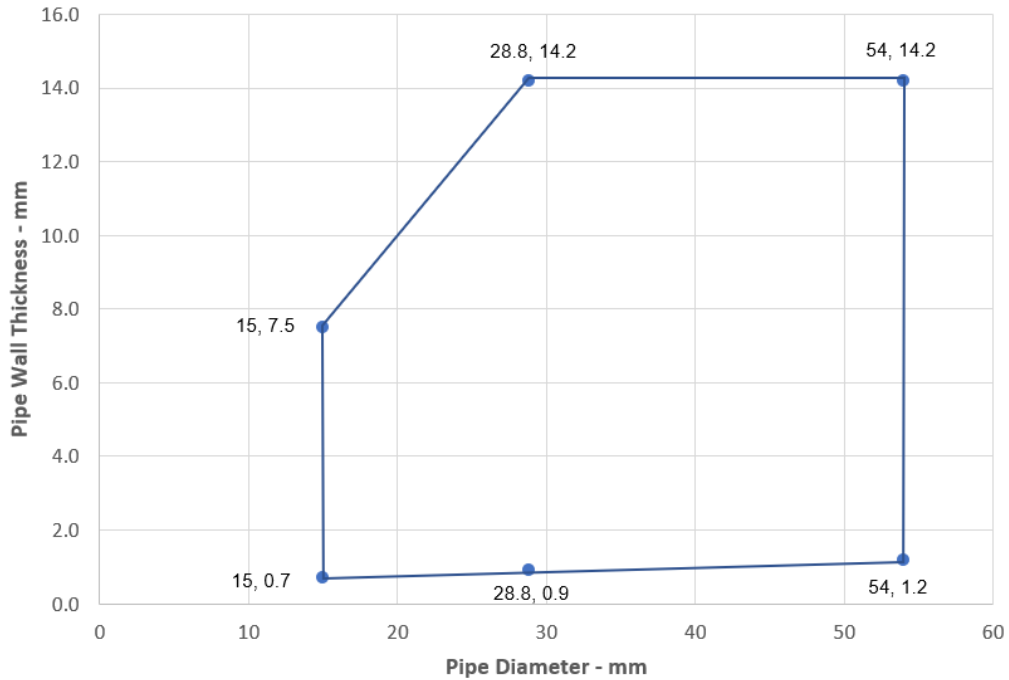
BUILDING TRUST



Mild or Stainless Steel Pipes - E 120 C/U, EI 60 C/U



Copper or Steel Pipes with Glass or Stone Wool Insulation - C/C

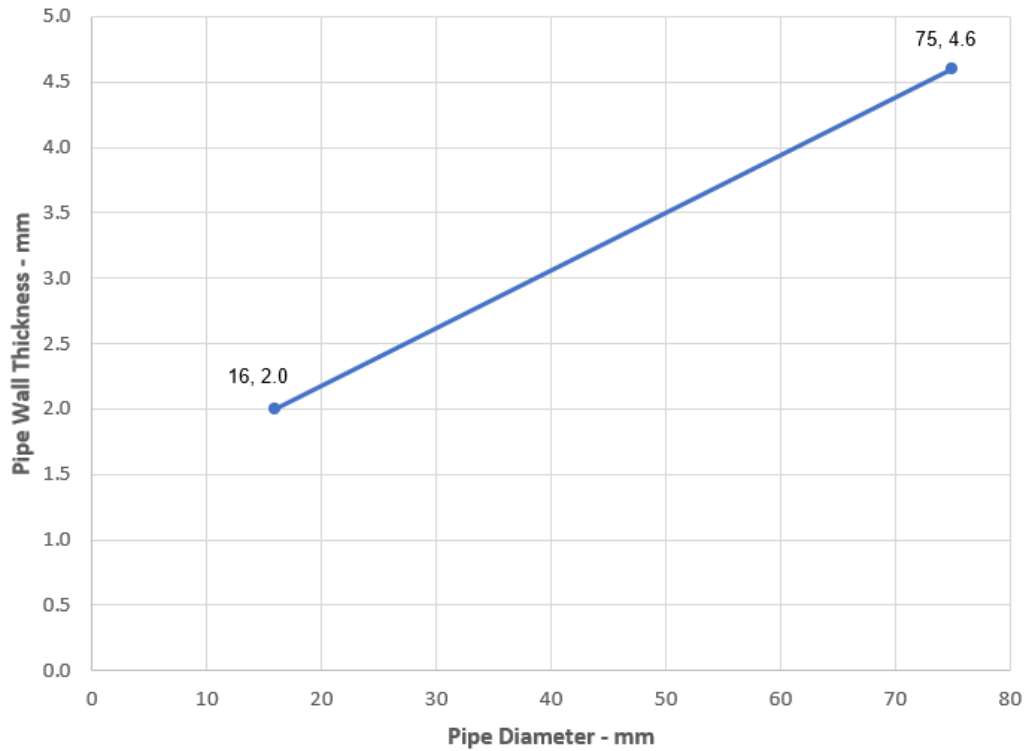


Declaration of Performance
 SikaSeal-626 Fire Board+
 80113803
 2021.10 , ver. 1
 1549

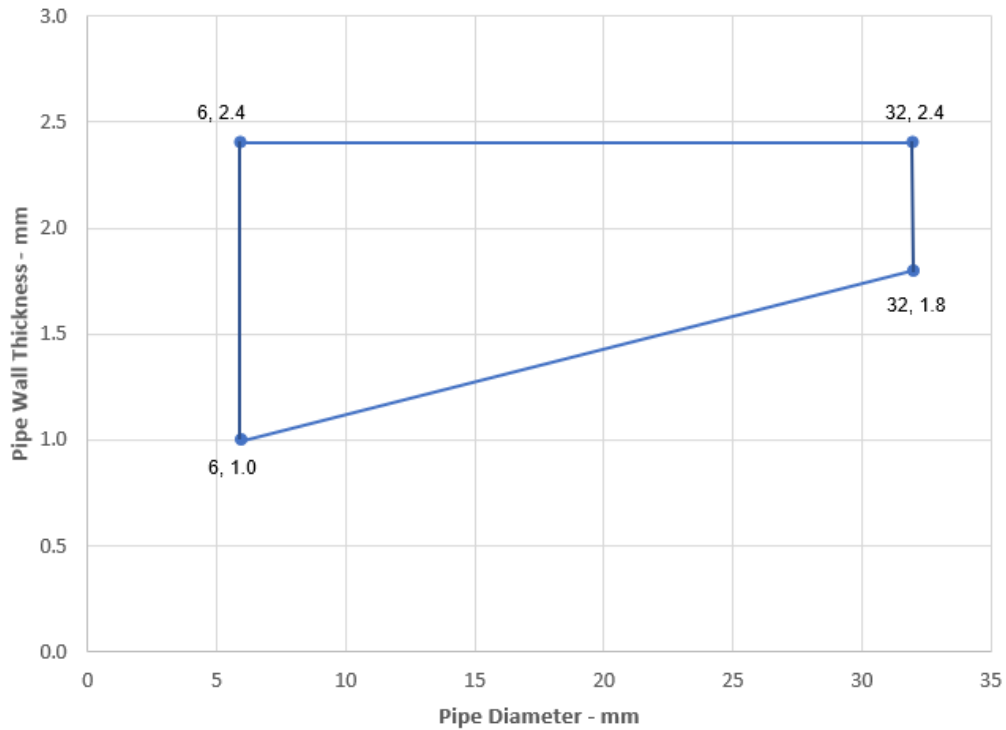
Template for translation. Only for
 internal use



Alupex Pipes - E 120 C/C, EI 90 C/C



PVC-U Pipes - EI 60 U/C



Declaration of Performance
SikaSeal-626 Fire Board+
80113803
2021.10 , ver. 1
1549

47/178

Template for translation. Only for
internal use

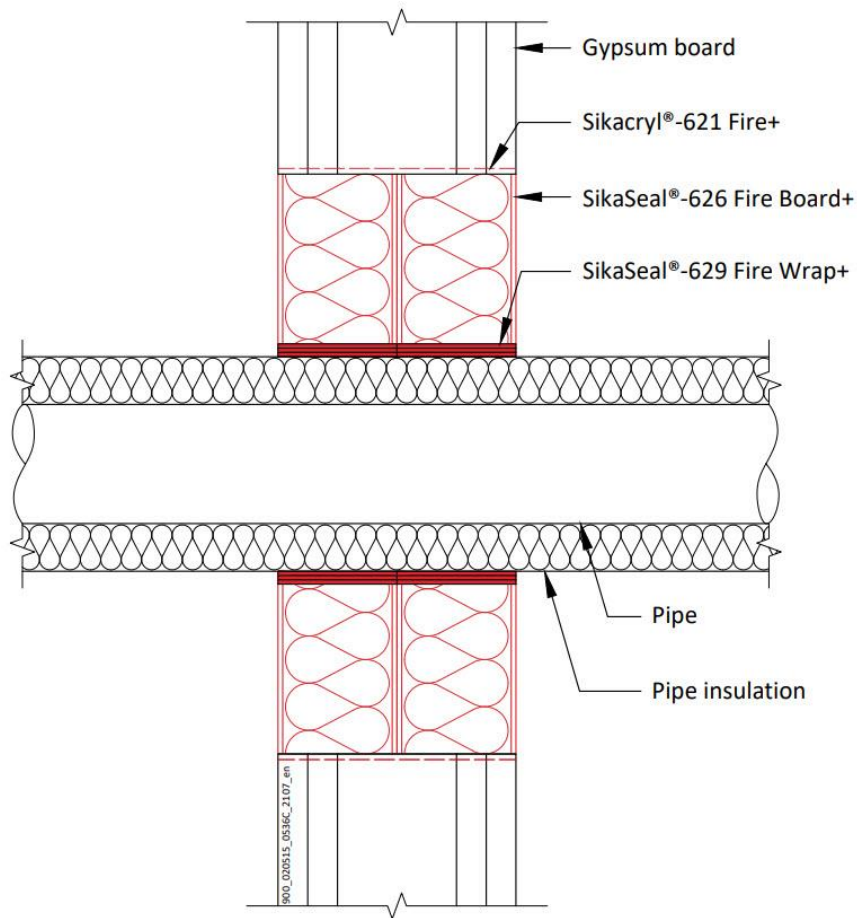
BUILDING TRUST



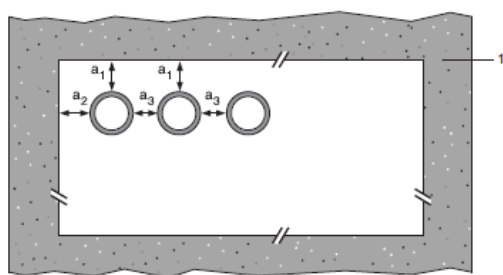
A.5.3 Pipe penetration seal with 2x SikaSeal-626 Fire Board+ 1-S

Penetration Seal: CS (Continuous Sustained) insulated metallic pipes fitted at any position within the aperture, with 50 mm SikaSeal-626 Fire Board+ 1-S to both sides of the wall. Minimum separation between penetration seals and seal edges of 30 mm. SikaSeal-629 Fire Wrap+ are required to be fitted around the pipe insulation.

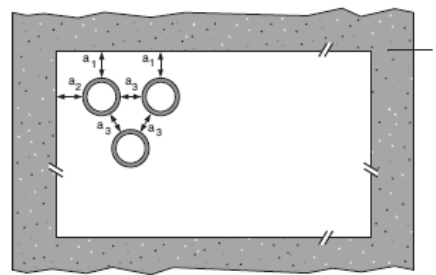
Construction details:



Configuration 1



Configuration 2



Key

- 1 Supporting construction
- a1 Pipe / top edge of seal separation
- a2 Pipe / side edge of seal separation
- a3 Pipe / pipe separation

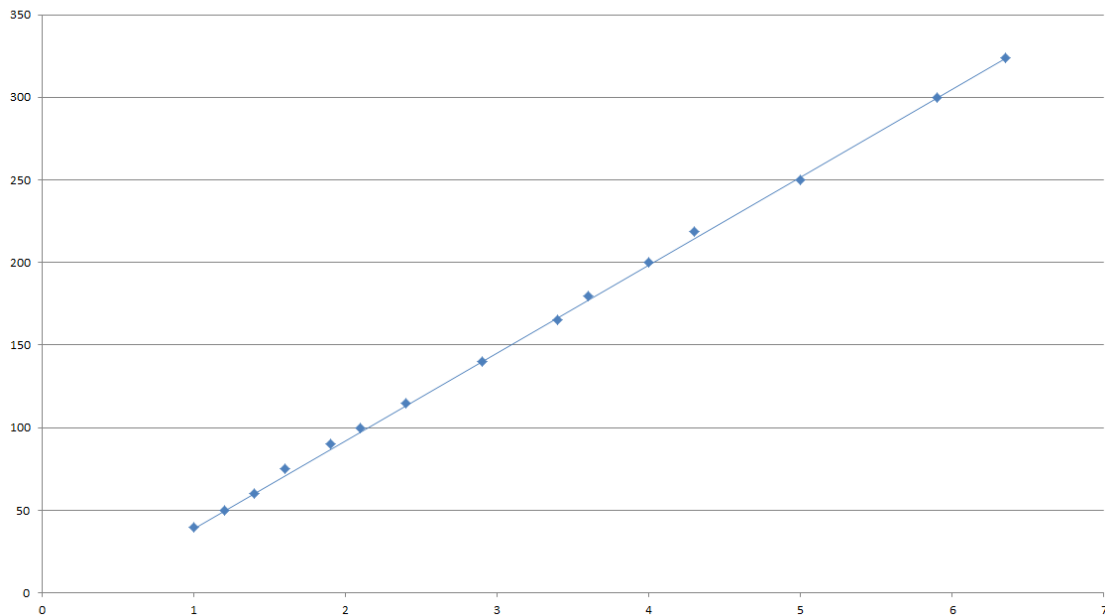
Declaration of Performance
 SikaSeal-626 Fire Board+
 80113803
 2021.10 , ver. 1
 1549

Template for translation. Only for
 internal use

A.5.3.1 Double side penetration seal with pipes

Services	Insulation	SikaSeal-629 Fire Wrap+	Classification
Mild or stainless steel pipe	32-50 mm thick Elastomeric insulation minimum class B-s3, d0 or PE Foam insulation	3 layers 50 x 1.8 mm	EI 90 C/U
40 mm diameter/1-14.2 mm wall*			
50 mm diameter/1.2-14.2 mm wall*			
60 mm diameter/1.4-14.2 mm wall*			
75 mm diameter/1.6-14.2 mm wall*			
90 mm diameter/1.9-14.2 mm wall*			
100 mm diameter/2.1-14.2 mm wall*			
115 mm diameter/2.4-14.2 mm wall*			
140 mm diameter/2.9-14.2 mm wall*			
165 mm diameter/ 3.4-14.2 mm wall*			
180 mm diameter/ 3.6-14.2 mm wall*			
200 mm diameter/ 4.0-14.2 mm wall*			
219 mm diameter/ 4.3-14.2 mm wall*			
250 mm diameter/ 5.0-14.2 mm wall*			
300 mm diameter/ 5.9-14.2 mm wall*			
324 mm diameter/ 6.35-14.2 mm wall*			

Pipe Diameter vs wall thickness



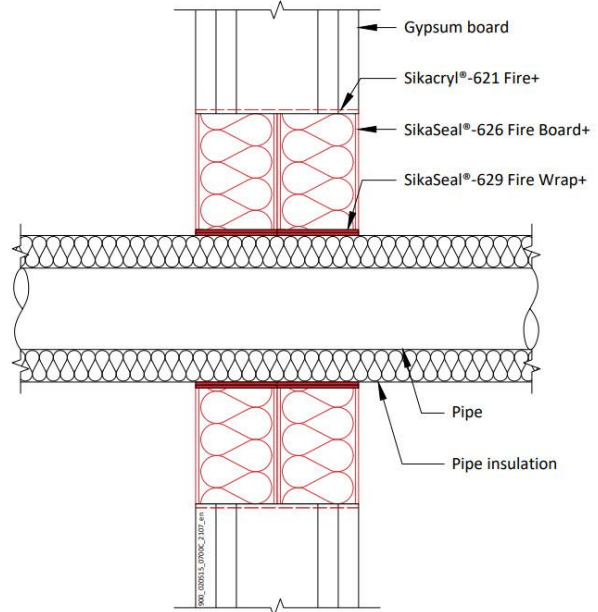
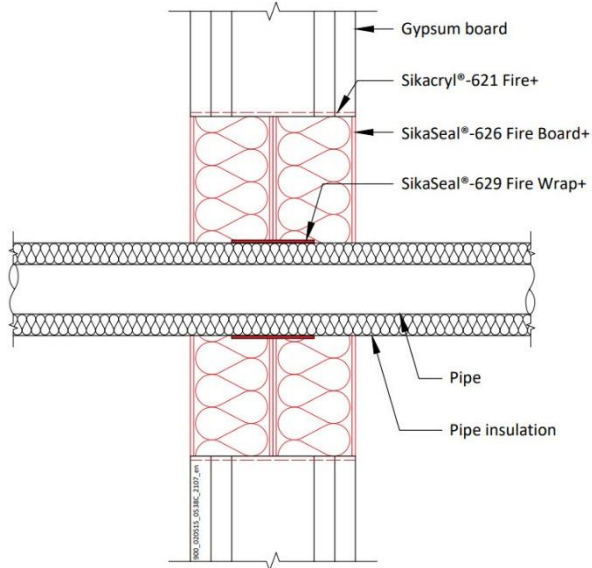
Declaration of Performance
 SikaSeal-626 Fire Board+
 80113803
 2021.10 , ver. 1
 1549

Template for translation. Only for
 internal use

A.5.4 Pipe penetration seal with 2x SikaSeal-626 Fire Board+ 1-S

Penetration Seal: CS (Continuous Sustained) insulated metallic pipes fitted at any position within the aperture, with 50 mm SikaSeal-626 Fire Board+ 1-S to both sides of the wall. SikaSeal-629 Fire Wrap+ are required to be fitted around the pipe insulation.

Construction details:



Declaration of Performance
 SikaSeal-626 Fire Board+
 80113803
 2021.10 , ver. 1
 1549

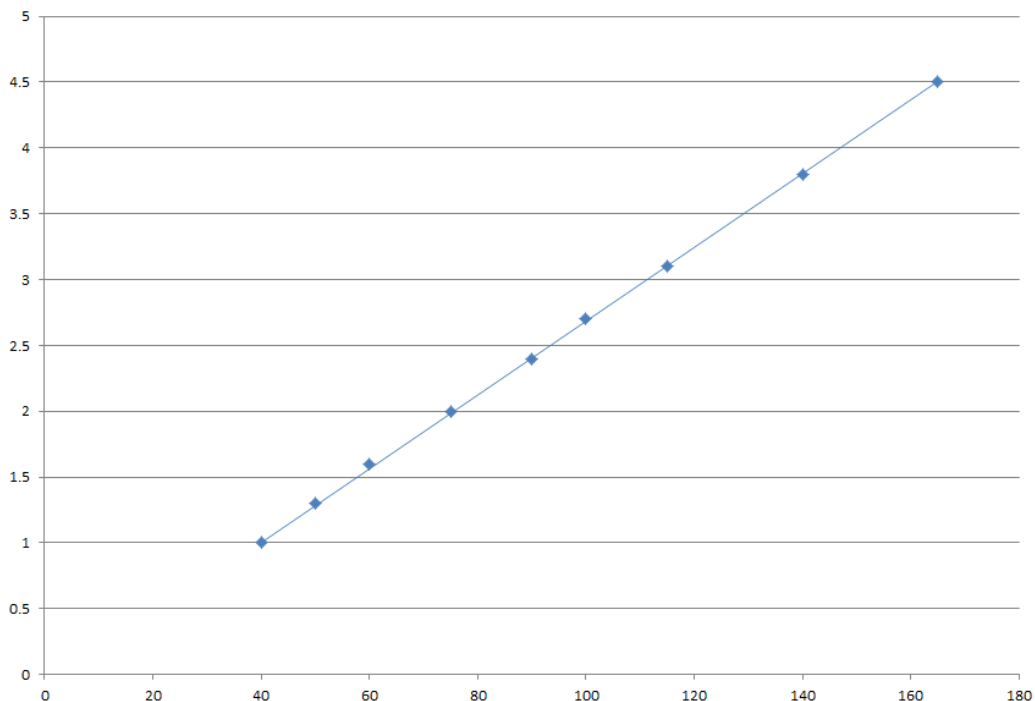
Template for translation. Only for
 internal use

A.5.4.1 Two layer penetration seal with pipes

Services	Wrap	Insulation	Classification
Mild or stainless steel pipe			
Up to 40 mm diameter/1-14.2 mm wall	50 x 1.8 mm SikaSeal-629 Fire Wrap+ fitted centrally	13 mm elastomeric insulation minimum class B-s3, d0 or PE Foam insulation	EI 120 U/C, EI 120 U/U, EI 120 C/U, EI 120 C/C
Up to 40 mm diameter/1-14.2 mm wall*	2 off 50 x 3.6 mm SikaSeal-629 Fire Wrap+, one fitted flush to each face of seal	13 – 32 mm elastomeric insulation minimum class B-s3, d0 or PE Foam insulation	E 120 U/C, E 120 U/U, E 120 C/U, E 120 C/C, EI 60 U/C, EI 60 U/U, EI 60 C/U, EI 60 C/C
50 mm diameter/1.3-14.2 mm wall*			
60 mm diameter/1.6-14.2 mm wall*			
75 mm diameter/2-14.2 mm wall*			
90 mm diameter/2.4-14.2 mm wall*			
100 mm diameter/2.7-14.2 mm wall*			
115 mm diameter/3.1-14.2 mm wall*			
140 mm diameter/3.8-14.2 mm wall*			
165 mm diameter/ 4.5-14.2 mm wall*			

* Typical pipe diameters shown, see below graph for intermediate sizes

Pipe diameter vs Wall thickness



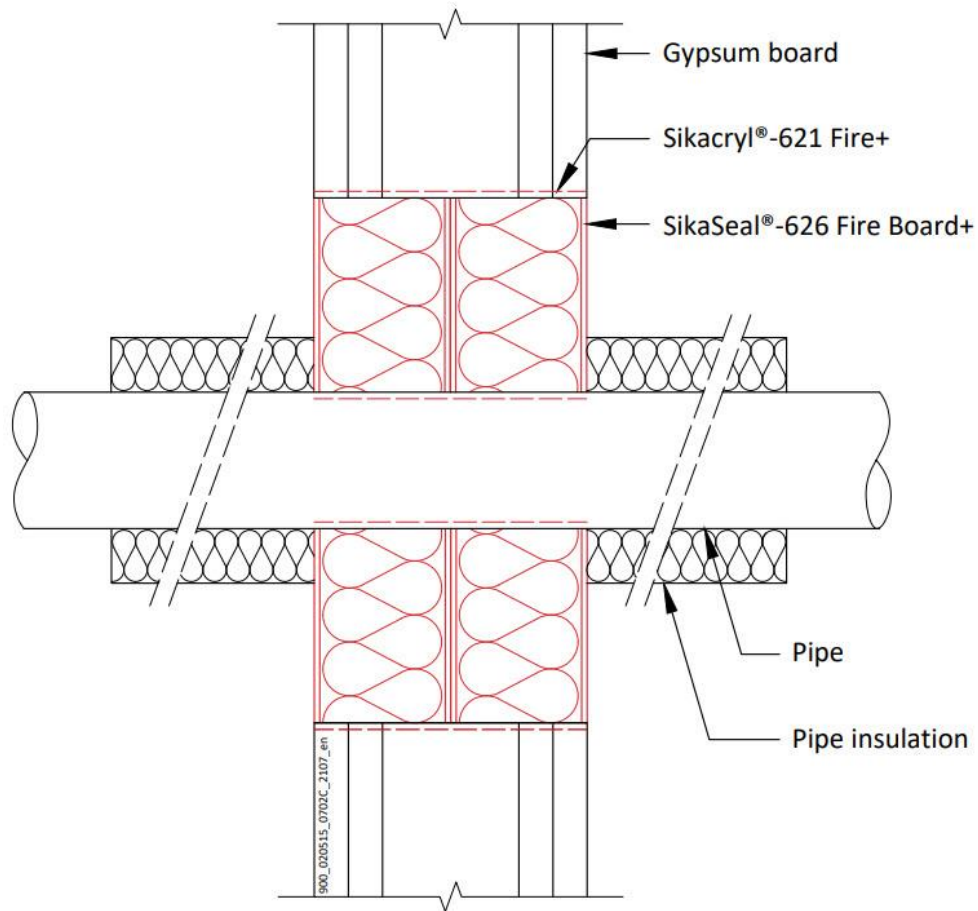
Declaration of Performance
 SikaSeal-626 Fire Board+
 80113803
 2021.10 , ver. 1
 1549

Template for translation. Only for
 internal use

A.5.5 Pipe penetration seal with 2x SikaSeal-626 Fire Board+ 1-S

Penetration Seal: 500 mm (min.) LI (Local Interrupted) or CI (Continuous Interrupted) insulated or uninsulated metallic and composite pipes fitted at any position within the aperture, with 50 mm SikaSeal-626 Fire Board+ 1-S to both sides of the wall.

Construction details:



Declaration of Performance
SikaSeal-626 Fire Board+
80113803
2021.10 , ver. 1
1549

Template for translation. Only for
internal use

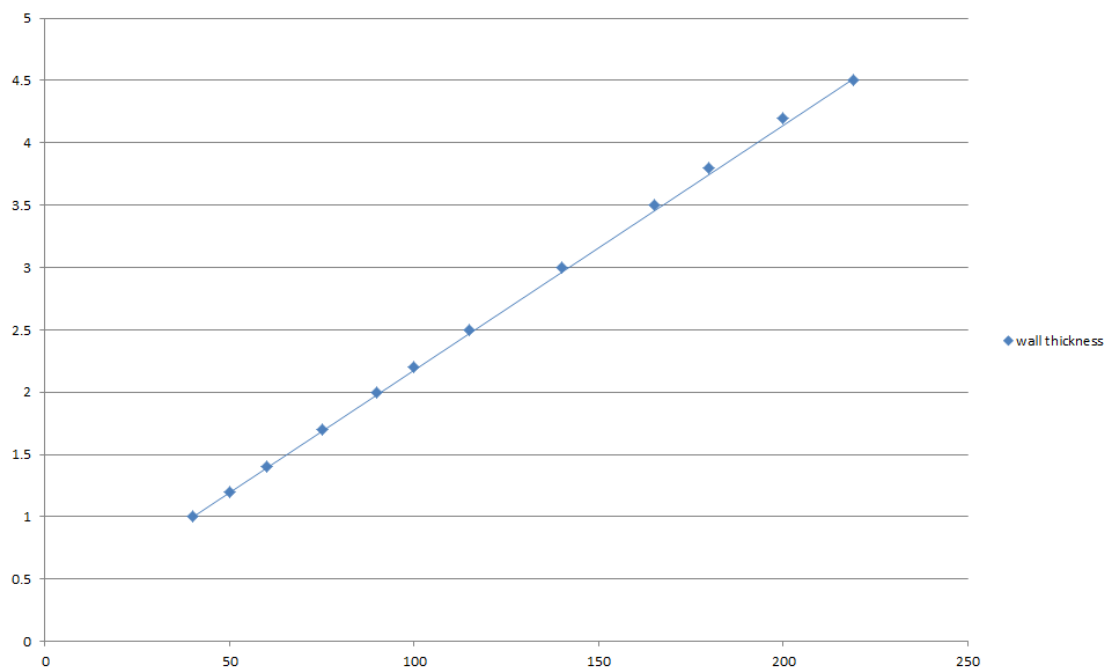
A.5.5.1 Two layer penetration seal with pipes

Services	Insulation (minimum thickness and density)	Classification
Copper pipe up to 54 mm diameter/1-14.2 mm wall	20 mm stone wool 80 kg/m ³	EI 120 C/C
Mild or stainless steel pipe 114 mm diameter/11 mm wall	None	E 90 C/U, EI 20 C/U

Services	Insulation (minimum thickness and density)	Classification
Mild or stainless steel pipe		
40 mm diameter/1-14.2 mm wall	20 mm stone wool 80 kg/m ³	EI 120 C/U
40 mm diameter/1-14.2 mm wall*	30 mm stone wool 80 kg/m ³	E 120 C/U, EI 90 C/U
50 mm diameter/1.2-14.2 mm wall*		
60 mm diameter/1.4-14.2 mm wall*		
75 mm diameter/1.7-14.2 mm wall*		
90 mm diameter/2-14.2 mm wall*		
100 mm diameter/2.2-14.2 mm wall*		
115 mm diameter/2.5-14.2 mm wall*		
140 mm diameter/3-14.2 mm wall*		
165 mm diameter/3.5-14.2 mm wall*		
180 mm diameter/3.8-14.2 mm wall*		
200 mm diameter/4.2-14.2 mm wall*		
219 mm diameter/4.5-14.2 mm wall*		

* Typical pipe diameters shown, see below graph for intermediate sizes

Pipe diameter vs Wall thickness



Services	Insulation (minimum thickness and density)	Classification
Alupex pipe		
16 mm diameter/2.25 mm wall	20 mm stone wool 80 kg/m ³	EI 120 C/C
20 mm diameter/2.5 mm wall		EI 60 C/C
26 mm diameter/3 mm wall		
32 mm diameter/3 mm wall		
40 mm diameter/3.5 mm wall		
50 mm diameter/4 mm wall		
63 mm diameter/4.5 mm wall		
75 mm diameter/4.7 mm wall		

Declaration of Performance

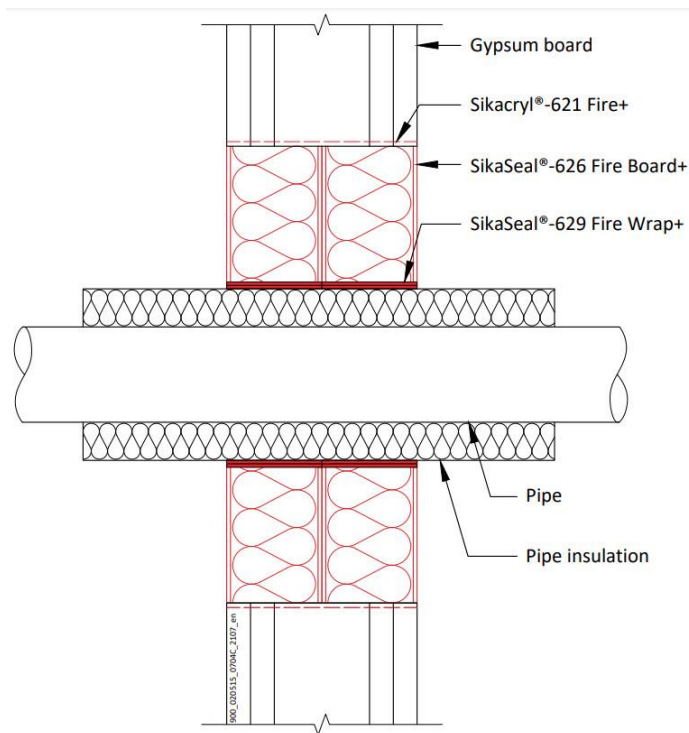
SikaSeal-626 Fire Board+
80113803
2021.10 , ver. 1
1549

Template for translation. Only for
internal use

A.5.6 Pipe penetration seal with 2x SikaSeal-626 Fire Board+ 1-S

Penetration Seal: LS (Local Sustained) or CS (Continuous Sustained) insulated metallic and composite pipes fitted at any position within the aperture, with 50 mm SikaSeal-626 Fire Board+ 1-S to both sides of the wall. SikaSeal-629 Fire Wrap+ are required to be fitted around the pipe to both sides of the seal.

Construction details:



Declaration of Performance
SikaSeal-626 Fire Board+
80113803
2021.10 , ver. 1
1549

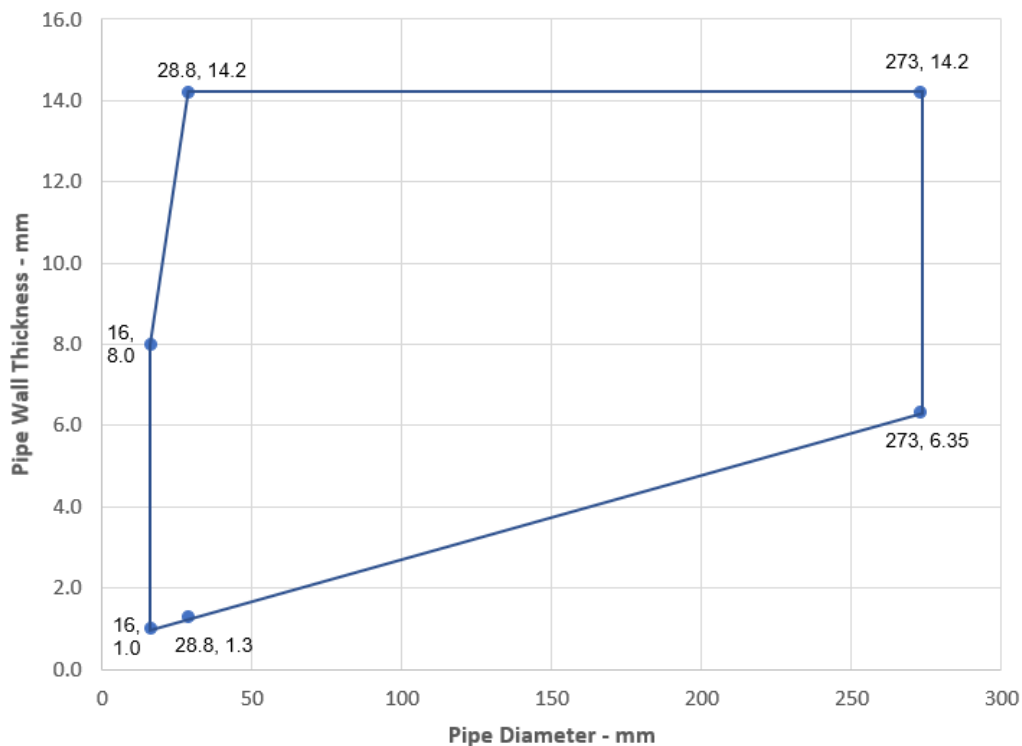
Template for translation. Only for
internal use

A.5.6.1 Two layer penetration seal with pipes

Services	Wrap	Insulation	Classification
Mild or stainless steel pipe			
16 mm diameter/1.0 mm wall	50 x 1.8 mm SikaSeal-629 Fire Wrap+ fitted to both sides of the seal	15 mm phenolic foam insulation (CS)	EI 90 C/U
16-273 mm diameter/1.0-14.2 mm wall*		25-100 mm phenolic foam insulation (CS)	
Copper pipe			
12 mm diameter/1 mm wall	50 x 3.6 mm SikaSeal-629 Fire Wrap+ fitted to both sides of the seal	9 mm elastomeric insulation minimum class B-s3, d0 or PE Foam insulation (LS and CS)	EI 120 C/C
12-54 mm diameter/1-1.2 mm wall		9-13 mm elastomeric insulation minimum class B-s3, d0 or PE Foam insulation (LS and CS)	E 120 C/C, EI 90 C/C
12-54 mm diameter/1-1.2 mm wall		13-25 mm elastomeric insulation minimum class B-s3, d0 or PE Foam insulation (LS and CS)	E 120 C/C, EI 60 C/C

*See below graph for interpolation pipe sizes

Steel Pipes with Phenolic Foam Insulation - C/U



Declaration of Performance
 SikaSeal-626 Fire Board+
 80113803
 2021.10 , ver. 1
 1549

Template for translation. Only for
 internal use

Services	Wrap	Insulation	Classification
Alupex pipe			
16 mm diameter/2.25 mm wall	50 x 3.6 mm SikaSeal-629 Fire Wrap+ fitted to both sides of the seal	9-25 mm elastomeric insulation minimum class B-s3, d0 or PE Foam insulation	EI 120 C/C
20 mm diameter/2.5 mm wall			
26 mm diameter/3 mm wall			
32 mm diameter/3 mm wall			
40 mm diameter/3.5 mm wall			
50 mm diameter/4 mm wall			
63 mm diameter/4.5 mm wall			
75 mm diameter/4.7 mm wall			
25 mm diameter/2.5 mm wall		13 mm polyethylene foam with plastic sheaving	E 90 C/C, EI 60 C/C

Services	Outer diameter including insulation	Pipe wrap	Pipe insulation	Classification
PE pipe according to EN 1519-1, EN 12201-2 and EN 12006-1, ABS according to EN 1455-1 and pipes made from SAN+PVC according to EN 1565-1				
Maximum 160 mm diameter pipe*	Maximum 68 mm diameter	50 x 3.6 mm SikaSeal-629 Fire Wrap+ fitted to both sides of the seal	9-50 mm Elastomeric insulation minimum class B-s3, d0 or PE Foam insulation	EI 60 C/C
	Maximum 178 mm diameter	50 x 10.8 mm SikaSeal-629 Fire Wrap+ fitted to both sides of the seal		
	Maximum 260 mm diameter	50 x 18.0 mm SikaSeal-629 Fire Wrap+ fitted to both sides of the seal		
PP pipe according to EN 1852-1: 2009				
Maximum 160 mm diameter pipe*	Maximum 68 mm diameter	50 x 3.6 mm SikaSeal-629 Fire Wrap+ fitted to both sides of the seal	9-50 mm Elastomeric insulation minimum class B-s3, d0 or PE Foam insulation	EI 60 C/C
	Maximum 178 mm diameter	50 x 10.8 mm SikaSeal-629 Fire Wrap+ fitted to both sides of the seal		
	Maximum 260 mm diameter	50 x 18.0 mm SikaSeal-629 Fire Wrap+ fitted to both sides of the seal		

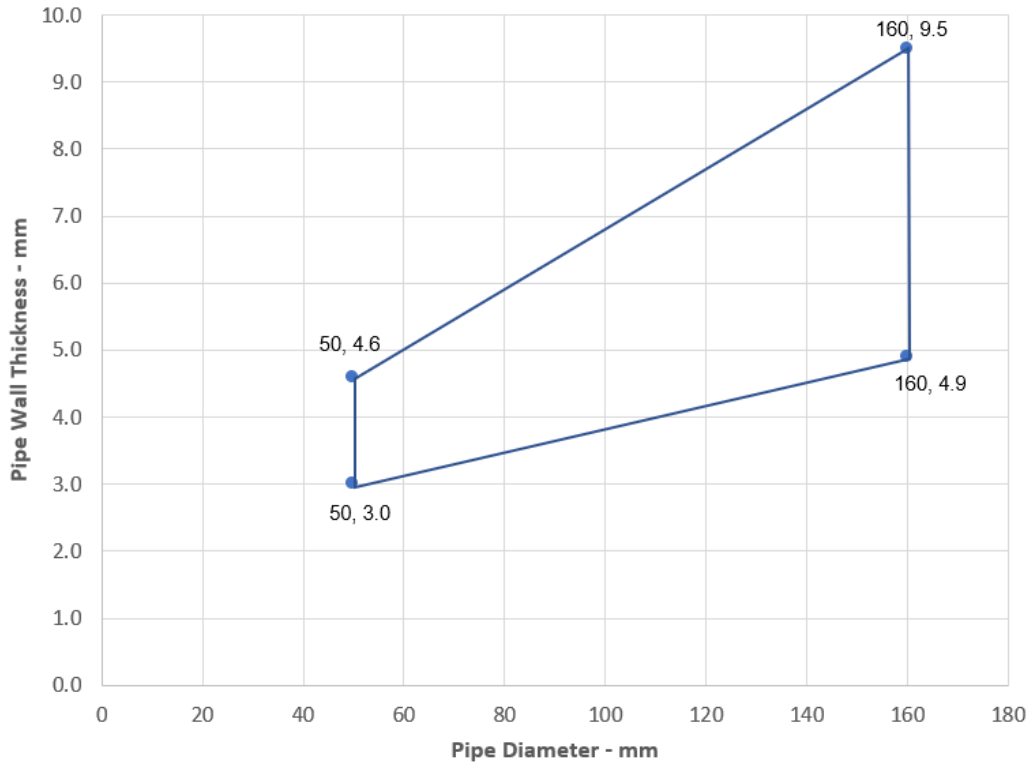
*See below graph for interpolation pipe sizes

Declaration of Performance

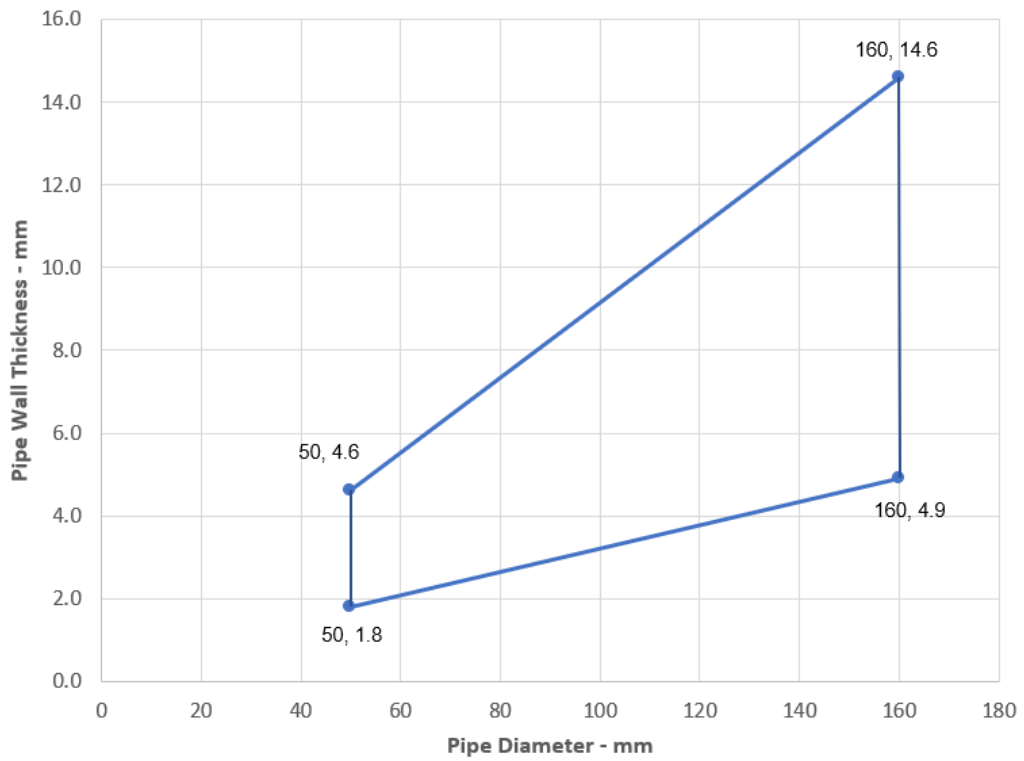
SikaSeal-626 Fire Board+
80113803
2021.10 , ver. 1
1549

Template for translation. Only for internal use

PE Pipes - EI 60 C/C

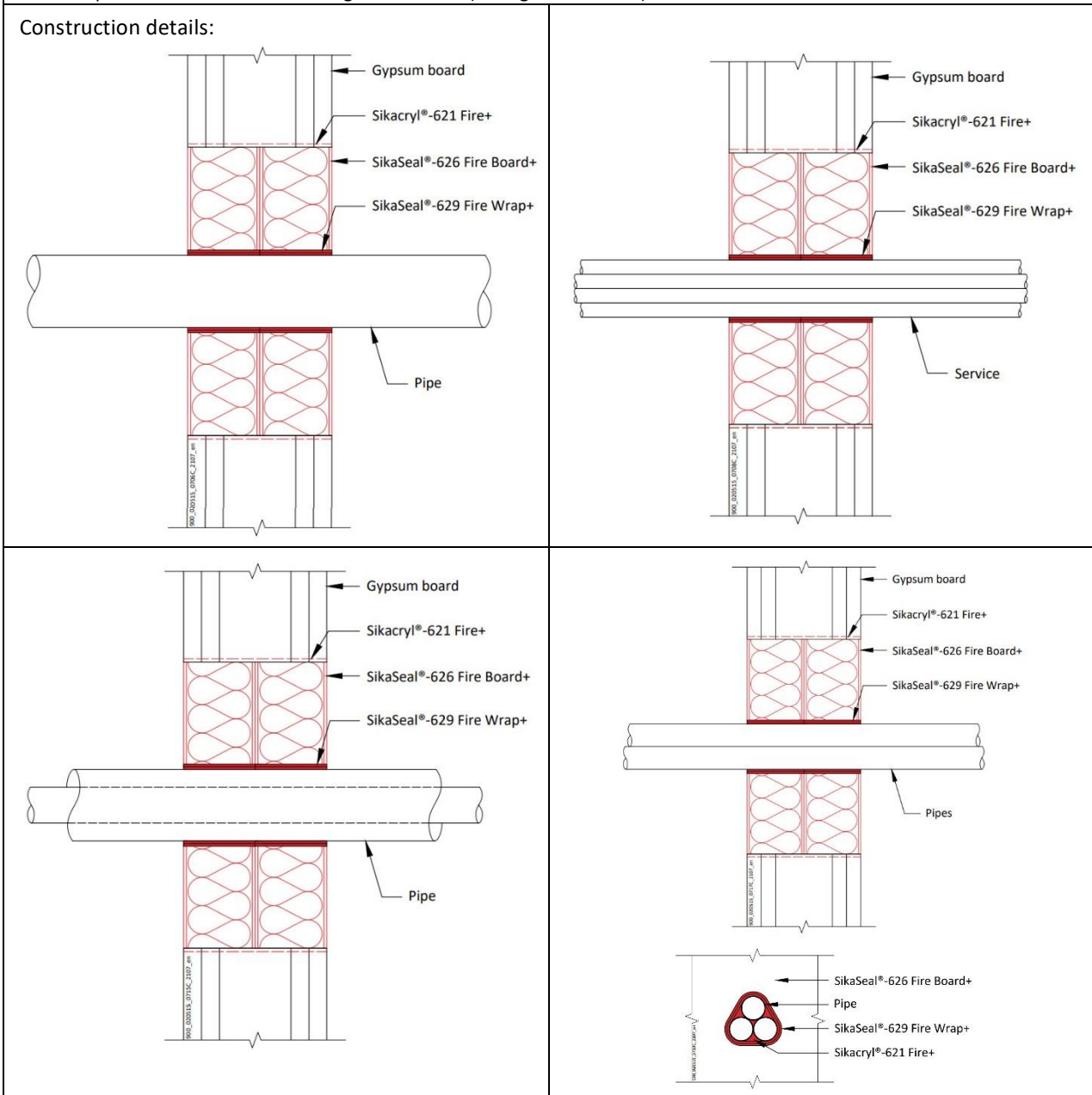


PP Pipes - EI 60 C/C



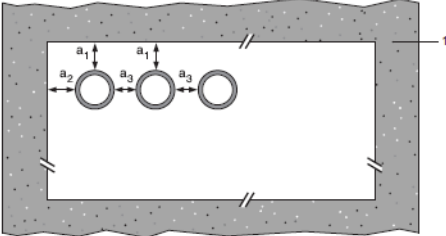
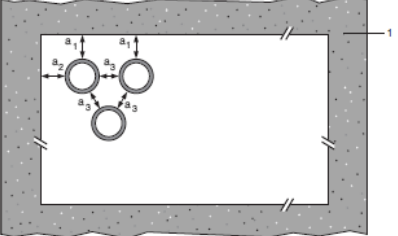
A.5.7 SikaSeal-629 Fire Wrap+ penetration seal for plastic pipes, in 2x SikaSeal-626 Fire Board+ 1-S, in flexible or rigid walls

Penetration Seal: Combustible pipes sealed with SikaSeal-629 Fire Wrap+, to both sides of the wall. Minimum separation between penetration seals and seal edges of 30 mm. (Configuration 1 & 2).



Declaration of Performance
 SikaSeal-626 Fire Board+
 80113803
 2021.10 , ver. 1
 1549

Template for translation. Only for
 internal use

Configuration 1	Configuration 2
	
<p>Key</p> <p>1 Supporting construction</p> <p>a1 Pipe / top edge of seal separation</p> <p>a2 Pipe / side edge of seal separation</p> <p>a3 Pipe / pipe separation</p>	

Declaration of Performance
 SikaSeal-626 Fire Board+
 80113803
 2021.10 , ver. 1
 1549

Template for translation. Only for
 internal use

A.5.7.1

Services	Wraps (both sides)	Permitted configuration for seal separation	Classification
PVC-U pipe according to EN 1329-1, EN 1452-2 and EN 1453-1 and PVC-C according to EN 1566-1			
Diameter up to 40 mm, wall thickness 1.9 – 3.0 mm	50 x 1.8 mm (1 layer)	1 & 2	EI 120 U/U, EI 120 C/U, EI 120 U/C, EI 120 C/C
Diameter up to 110 mm, wall thickness 2.7 – 6.6 mm	50 x 3.6 mm (2 x 1.8 layer)		E 120 U/C, E 120 C/C EI 90 U/C, EI 90 C/C
Diameter up to 125 mm, wall thickness 3.7 – 7.4 mm	50 x 5.4 mm (3 x 1.8 layer)		
Diameter up to 160 mm, wall thickness 9.5 mm *	50 x 7.2 mm (4 x 1.8 layer)		E 90 U/C, E 90 C/C EI 60 U/C, EI 60 C/C
Diameter up to 160 mm, wall thickness 4.0-9.5 mm *	50 x 10.8 mm (6 x 1.8 layer)		
Diameter up to 200 mm, wall thickness 4.9-11.9 mm	50 x 10.8 mm (6 x 1.8 layer)		EI 90 C/C
Diameter up to 315 mm, wall thickness 7.7-12.1 mm*	50 x 18 mm (10 x 1.8 layers)		EI 90 C/C
Diameter up to 400 mm, wall thickness 9.8-15.3 mm*	50 x 28.8 mm (16 x 1.8 layers)		EI 90 C/C
Diameter up to 110 mm, wall thickness 2.7–6.6 mm, fully or partially filled conduits with cables up to 14 mm diameter	50 x 3.6 mm (2 x 1.8 layers)		E 120 U/C, EI 90 U/C
Diameter up to 32 mm Ø, wall thickness 1.5-2.4 mm with or without cables up to 14 mm Ø, in pipe bundles up to 110 mm Ø ¹⁾	50 x 3.6 mm (2 x 1.8 layers)		EI 90 U/C
PE pipe according to EN 1519-1, EN 12201-2 and EN 12006-1, ABS according to EN 1455-1 and pipes made from SAN+PVC according to EN 1565-1			
Diameter up to 40 mm, wall thickness 2.4 – 3.7 mm	50 x 1.8 mm (1 layer)	1 & 2	EI 120 U/U, EI 120 C/U, EI 120 U/C, EI 120 C/C
Diameter up to 110 mm, wall thickness 4.2 – 10 mm	50 x 3.6 mm (2 x 1.8 layer)		E 120 U/C, E 120 C/C EI 90 U/C, EI 90 C/C
Diameter up to 125 mm, wall thickness 4.8 – 12 mm	50 x 5.4 mm (3 x 1.8 layer)		
Diameter up to 160 mm, wall thickness 14.6 mm	50 x 7.2 mm (4 x 1.8 layer)		E 90 U/C, E 90 C/C EI 60 U/C, EI 60 C/C
Diameter up to 160 mm, wall thickness 4.9-14.6 mm	50 x 10.8 mm (6 x 1.8 layer)		
Diameter up to 200 mm, wall thickness 6.2-18.2 mm	50 x 10.8 mm (6 x 1.8 layer)		EI 90 C/C
Diameter up to 315 mm, wall thickness 18.7 mm	50 x 18 mm (10 x 1.8 layers)		EI 60 C/C
Diameter up to 400 mm, wall thickness 23.7 mm	50 x 28.8 mm (16 x 1.8 layers)		EI 60 C/C
Diameter up to 110 mm, wall thickness 4.2–10 mm, fully or partially filled conduits with cables up to 14 mm diameter	50 x 3.6 mm (2 x 1.8 layers)		E 120 U/C, EI 90 U/C
Diameter up to 40 mm Ø, wall thickness 2.0-3.7 mm with or without cables up to 14 mm Ø, in pipe bundles up to 110 mm Ø ¹⁾	50 x 3.6 mm (2 x 1.8 layers)		EI 90 U/C

Services	Wraps (both sides)	Permitted configuration for seal separation	Classification
PP pipe according to EN 1852-1: 2009			
Diameter up to 40 mm, wall thickness 1.8 – 5.5 mm	50 x 1.8 mm (1 layer)	1 & 2	EI 120 U/U, EI 120 C/U, EI 120 U/C, EI 120 C/C
Diameter up to 110 mm, wall thickness 2.7 - 15.1 mm	50 x 3.6 mm (2 x 1.8 layer)		EI 90 U/U, EI 90 C/U, EI 90 U/C, EI 90 C/C
Diameter up to 125 mm, wall thickness 3.1 – 17.1 mm	50 x 5.4 mm (3 x 1.8 layer)		E 120 U/C, E 120 C/C EI 90 U/C, EI 90 C/C
Diameter up to 160 mm, wall thickness 21.9 mm	50 x 7.2 mm (4 x 1.8 layer)		EI 60 U/C, EI 60 C/C
Diameter up to 160 mm, wall thickness 4.9-21.9 mm	50 x 10.8 mm (6 x 1.8 layer)		EI 90 C/C
Diameter up to 200 mm, wall thickness 4.9-18.2 mm	50 x 10.8 mm (6 x 1.8 layer)		EI 60 C/C
Diameter up to 315 mm, wall thickness 28.6 mm	50 x 18 mm (10 x 1.8 layers)		E 120 U/C, EI 90 U/C
Diameter up to 110 mm, wall thickness 2.7–15.1 mm, fully or partially filled conduits with cables up to 14 mm diameter	50 x 3.6 mm (2 x 1.8 layers)		EI 90 U/C
Diameter up to 40 mm \varnothing , wall thickness 1.8-2.0 mm with or without cables up to 14 mm \varnothing , in pipe bundles up to 110 mm \varnothing ¹⁾	50 x 3.6 mm (2 x 1.8 layers)		

¹⁾ PVC, PE and PP pipes can be mixed in the same bundle.

Services	Wraps (both sides)	Permitted configuration for seal separation	Classification
Uponor Wirsbo PEX double pipe in pipe system according to ISO 15875			
Diameter up to 54 mm/4.0 mm wall thickness (outer pipe), 28 mm diameter/0.4 mm wall thickness (inner pipe)	50 x 3.6 mm (2 x 1.8 layers)	1 & 2	EI 120 C/C
Diameter up to 25 mm pipes, wall thickness 0.6 mm, in bundles up to 50 mm	50 x 3.6 mm (2 x 1.8 layers)		EI 90 C/C
Uponor Decibel pipe according to EN 1451-1			
50 mm diameter/2.0 mm wall thickness	50 x 3.6 mm (2 x 1.8 layers)	1 & 2	EI 90 U/U
75-110 mm diameter/2.6-3.8 mm wall thickness	50 x 3.6 mm (2 x 1.8 layers)		EI 90 U/C
BluePower Multilayer pipe according to EN 1451-1			
32-50 mm diameter/1.8 mm wall thickness*	50 x 3.6 mm (2 x 1.8 layers)	1 & 2	EI 90 U/U
75-110 mm diameter/3.4 mm wall thickness*	50 x 3.6 mm (2 x 1.8 layers)		EI 90 C/U
125-160 mm diameter/3.9-4.9 mm wall thickness	50 x 10.8 mm (6 x 1.8 layers)		EI 90 U/C

Declaration of Performance

SikaSeal-626 Fire Board+
80113803
2021.10, ver. 1
1549

Template for translation. Only for
internal use

Services	Wraps (both sides)	Permitted configuration for seal separation	Classification
Rehau Raupiano Plus PP-DD according to DIN 4102			
40-50 mm diameter/1.8-2.7 mm wall thickness*	50 x 3.6 mm (2 x 1.8 layers)	1 & 2	EI 120 U/U
75-110 mm diameter/2.7 mm wall thickness*	50 x 3.6 mm (2 x 1.8 layers)		EI 120 U/C
125 mm diameter/3.9 mm wall thickness	50 x 7.2 mm (4 x 1.8 layers)		EI 120 U/C
160 mm diameter/3.9 mm wall thickness	50 x 10.8 mm (6 x 1.8 layers)		EI 120 U/C
Polo-Kal NG Poloplast PP-MV according to DIN 4102			
32-50 mm diameter/2.0-3.4 mm wall thickness*	50 x 3.6 mm (2 x 1.8 layers)	1 & 2	EI 120 U/U
75-110 mm diameter/3.4 mm wall thickness*	50 x 3.6 mm (2 x 1.8 layers)		EI 120 U/C
125 mm diameter/3.9 mm wall thickness	50 x 7.2 mm (4 x 1.8 layers)		EI 120 U/C
160 mm diameter/4.9 mm wall thickness	50 x 10.8 mm (6 x 1.8 layers)		EI 120 U/C
Aquatherm Green SDR9 MF PP-RP according to ISO 21003			
32 mm diameter/3.0 mm wall thickness	50 x 1.8 mm (1 x 1.8 layer)	1 & 2	E 120 C/C, EI 90 C/C
40-50 mm diameter/5.6-12.3 mm wall thickness*	50 x 3.6 mm (2 x 1.8 layers)		E 120 C/C, EI 90 C/C
63-110 mm diameter/12.3 mm wall thickness*	50 x 3.6 mm (2 x 1.8 layers)		E 120 C/C, EI 90 C/C
Wavin SiTech + PP-M B according to EN 13501-1			
32-50 mm diameter/1.8-3.4 mm wall thickness*	50 x 3.6 mm (2 x 1.8 layers)	1 & 2	E 120 U/U, EI 90 U/U
75-110 mm diameter/3.4 mm wall thickness*	50 x 3.6 mm (2 x 1.8 layers)		E 120 U/C, EI 60 U/C
Gilbert Silent PP according to DIN 4102			
32-50 mm diameter/1.8-3.4 mm wall thickness*	50 x 3.6 mm (2 x 1.8 layers)	1 & 2	EI 120 U/U
75-110 mm diameter/3.4 mm wall thickness*	50 x 3.6 mm (2 x 1.8 layers)		EI 120 U/C

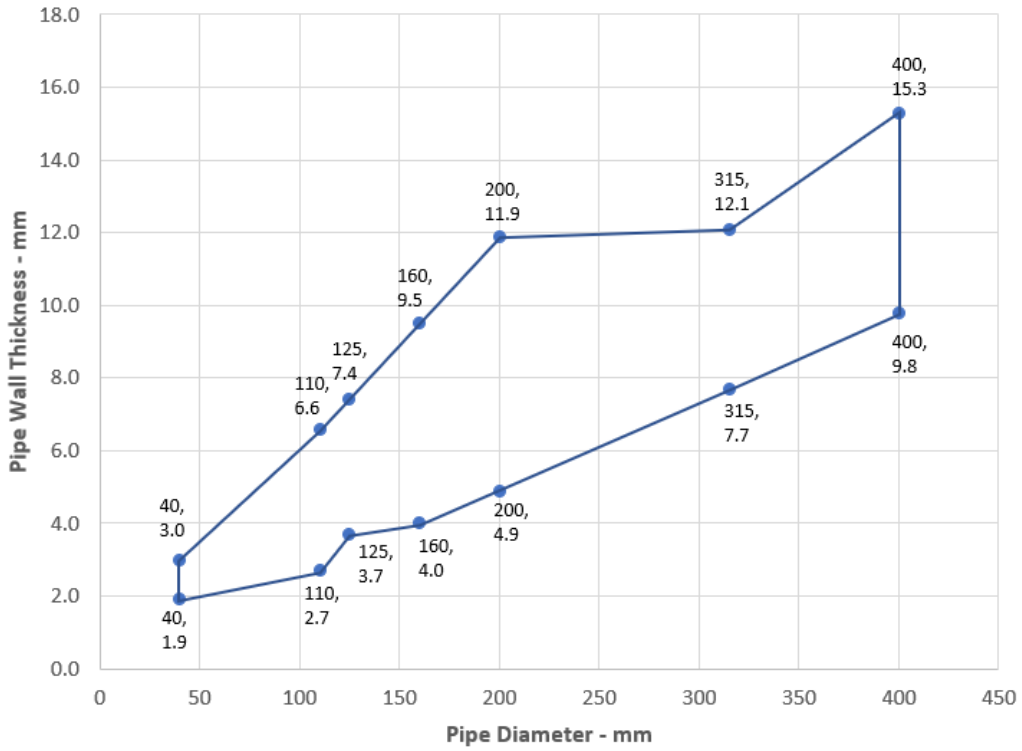
*See below graph for interpolation pipe sizes

Declaration of Performance

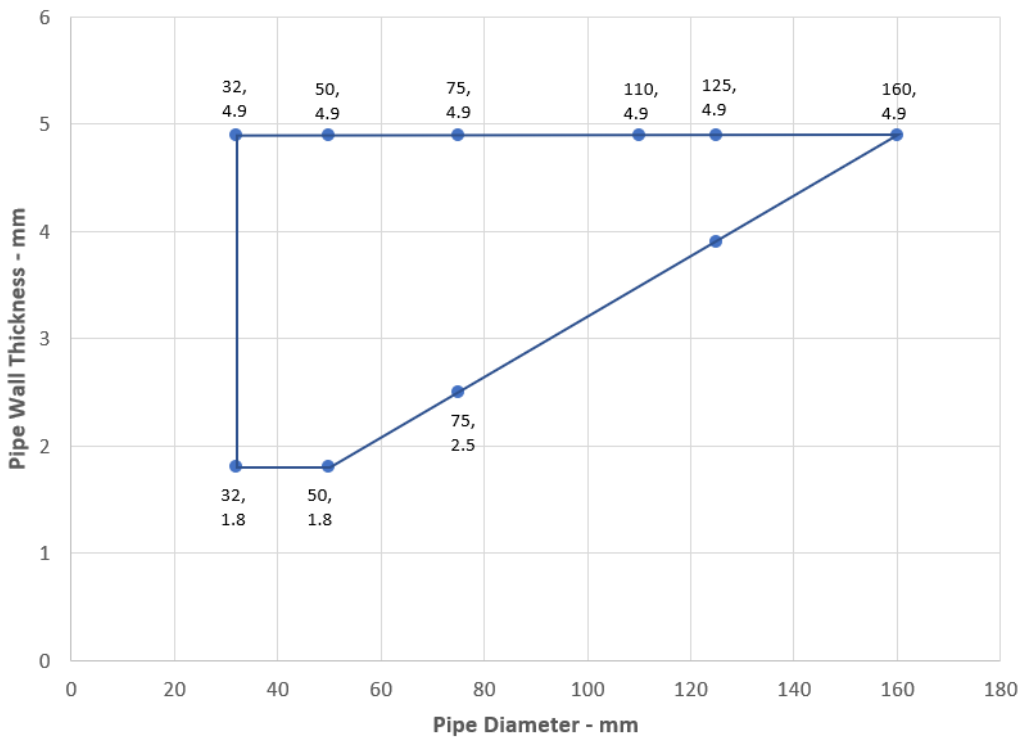
SikaSeal-626 Fire Board+
80113803
2021.10 , ver. 1
1549

Template for translation. Only for
internal use

PVC-U Pipes - E 90 C/C, EI 60 C/C



BluePower Pipes - EI 90 U/C

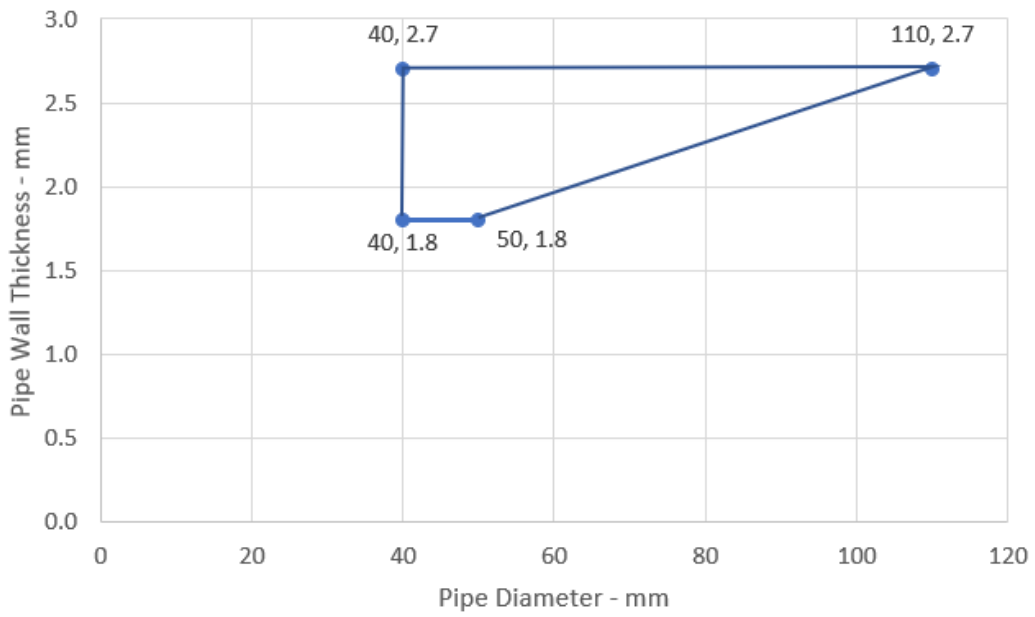


Declaration of Performance
 SikaSeal-626 Fire Board+
 80113803
 2021.10 , ver. 1
 1549

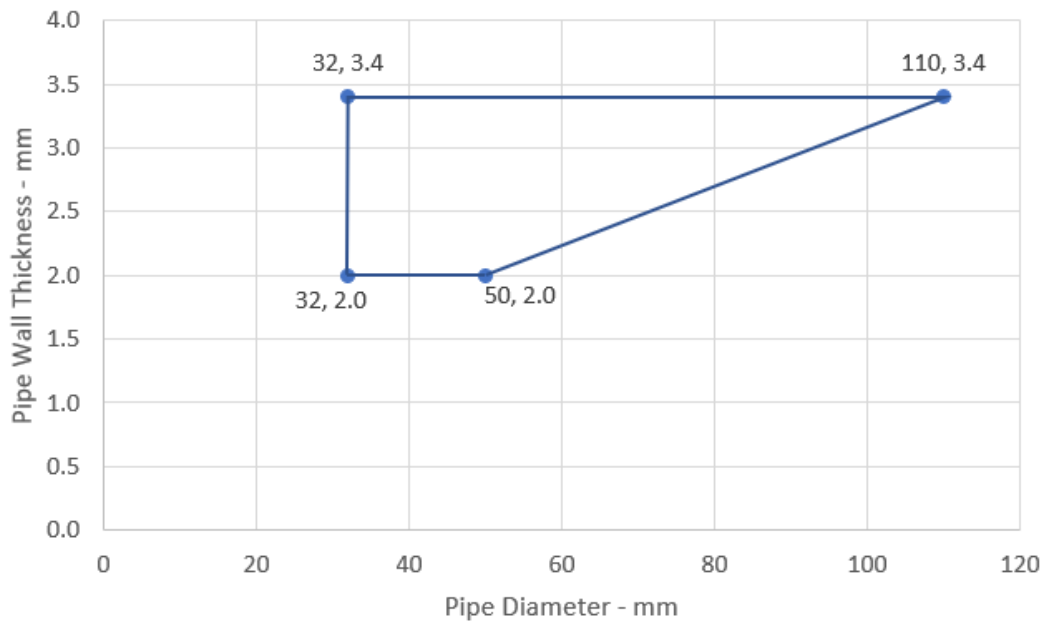
Template for translation. Only for
 internal use



Rehau Raupiano Plus -EI 120 U/C



Polo-Kal NG - EI 120 U/C

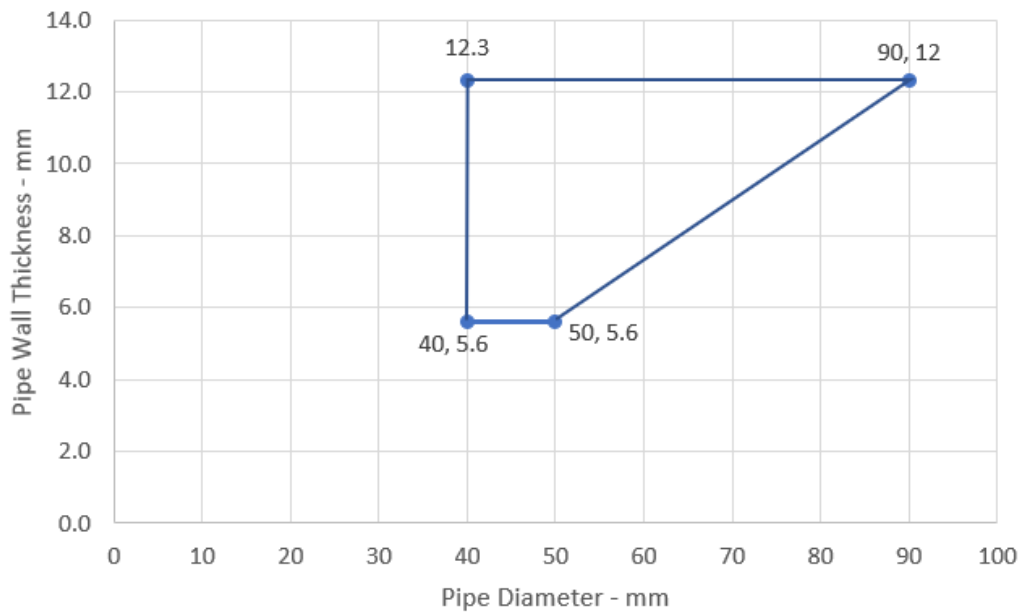


Declaration of Performance
SikaSeal-626 Fire Board+
80113803
2021.10 , ver. 1
1549

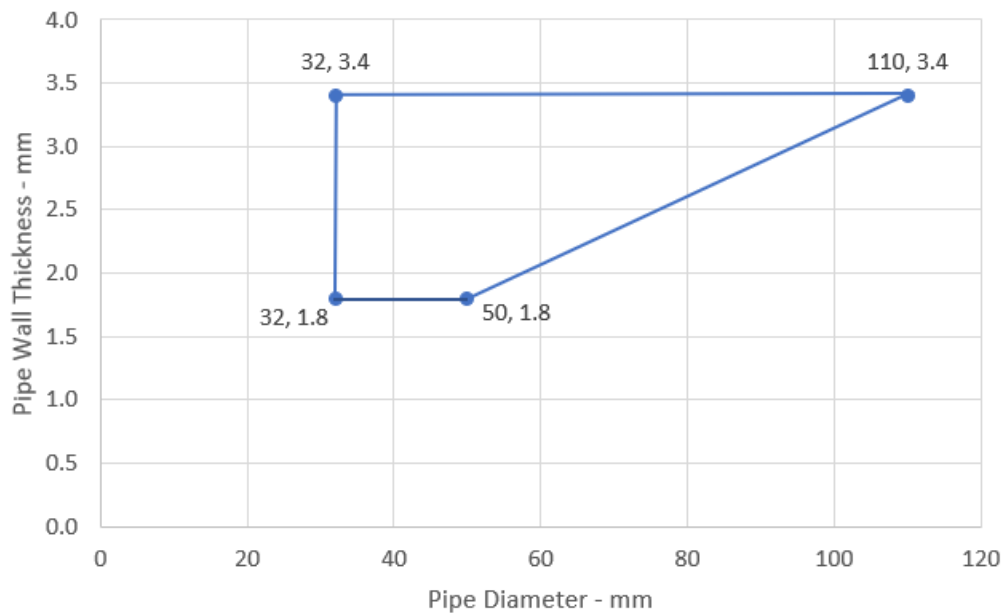
Template for translation. Only for
internal use



Aquatherm Green - E 120 C/C, EI 90 C/C



Wavin SiTech Pipes - E120 C/C, EI 60 C/C



Declaration of Performance

SikaSeal-626 Fire Board+
80113803
2021.10 , ver. 1
1549

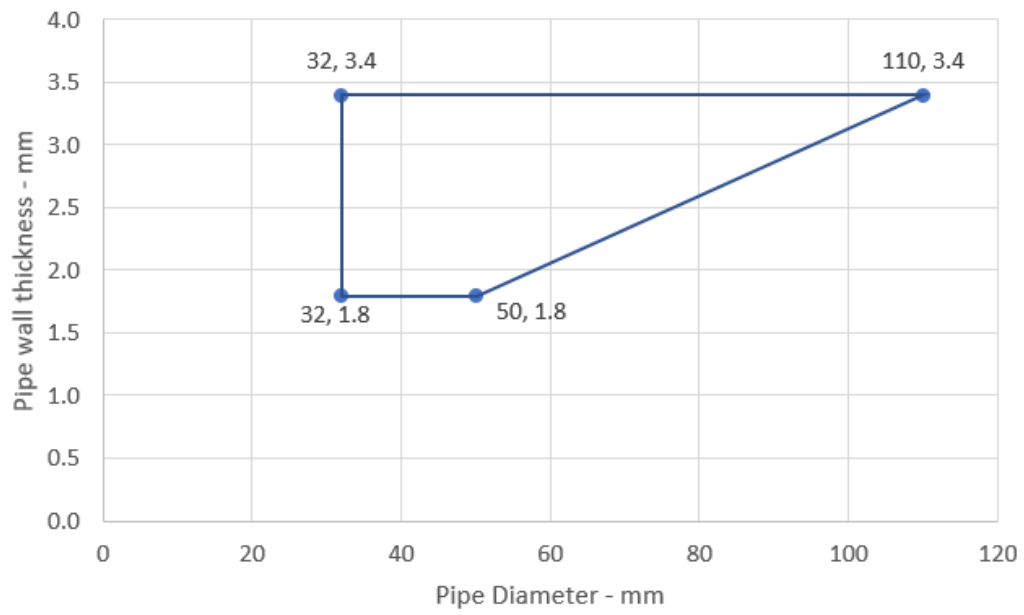
66/178

Template for translation. Only for
internal use

BUILDING TRUST



Gilbert Silent PP - EI 120 U/C



Declaration of Performance
SikaSeal-626 Fire Board+
80113803
2021.10 , ver. 1
1549

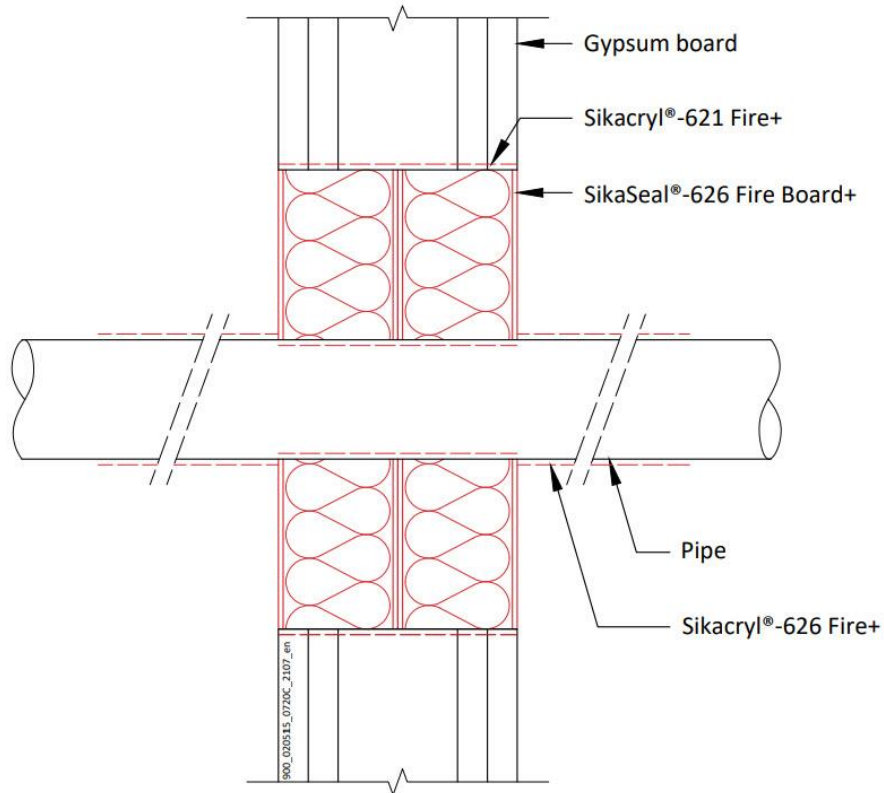
Template for translation. Only for
internal use



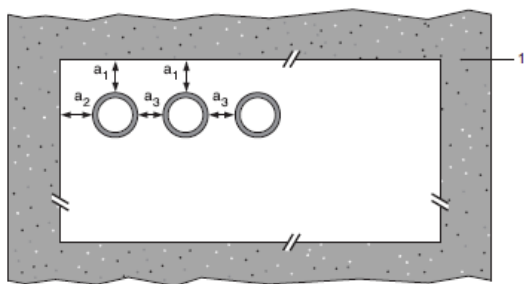
A.5.8 Sikacryl®-626 Fire+ penetration seal for steel pipes, in 2x SikaSeal-626 Fire Board+ 1-S, in flexible or rigid walls

Penetration Seal: Metallic pipes with Sikacryl®-626 Fire+ fitted at any position within the aperture, with 50 mm SikaSeal-626 Fire Board+ 1-S to both sides of the wall. Minimum separation between penetration seals and seal edges of 30 mm. (Configuration 1 & 2).

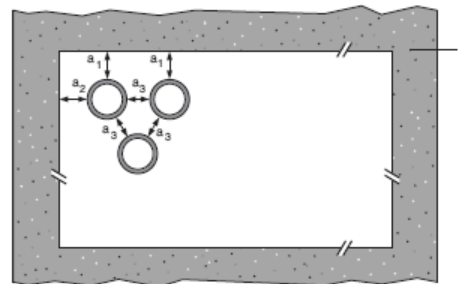
Construction details:



Configuration 1



Configuration 2



Key

- 1 Supporting construction
- a1 Pipe / top edge of seal separation
- a2 Pipe / side edge of seal separation
- a3 Pipe / pipe separation

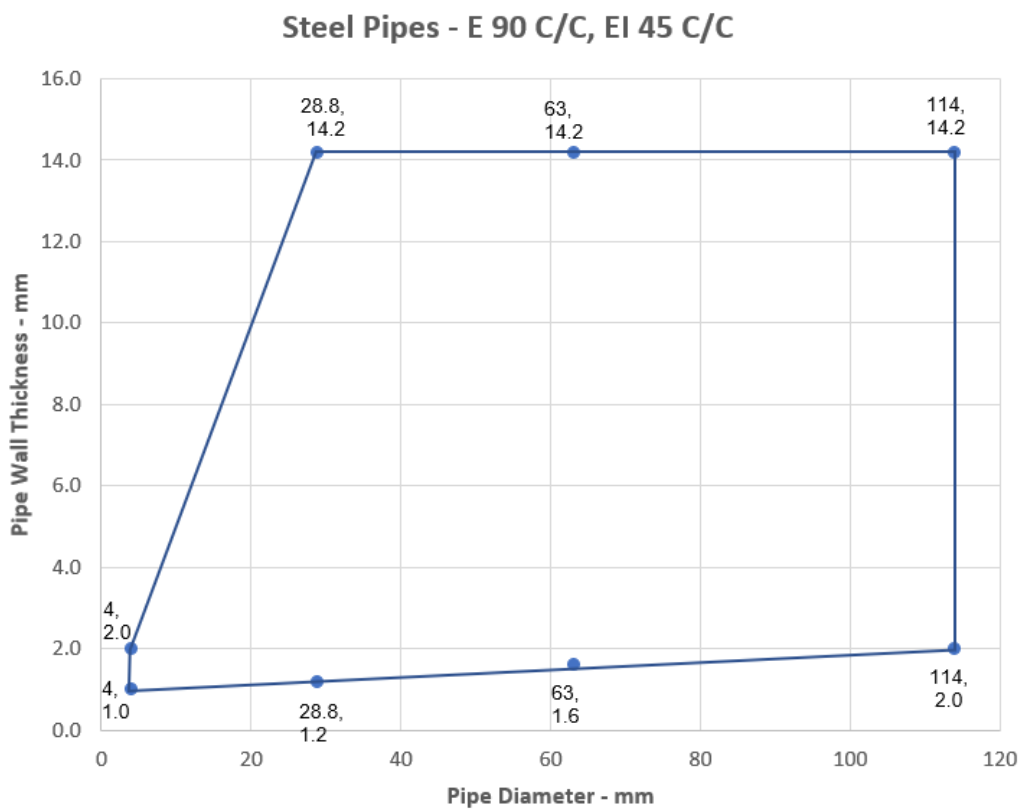
Declaration of Performance
 SikaSeal-626 Fire Board+
 80113803
 2021.10 , ver. 1
 1549

Template for translation. Only for
 internal use

A.5.8.1

Services	Insulation, minimum	Classification
Mild or stainless steel pipe		
Maximum 63 mm diameter*	Sikacryl®-626 Fire+, 750-micron DFT extending 200 mm from both faces of the SikaSeal-629 Fire Wrap+ fire seal	EI 120 C/C
	Sikacryl®-626 Fire+, 1500-micron DFT extending 200 mm from both faces of the SikaSeal-629 Fire Wrap+ fire seal	E 90 C/U, EI 60 C/U
Maximum 114 mm diameter	Sikacryl®-626 Fire+, 1000-micron DFT extending 200 mm from both faces of the SikaSeal-629 Fire Wrap+ fire seal	E 120 C/U, EI 45 C/U

* Typical pipe diameters shown, see below graph for intermediate sizes



Declaration of Performance
 SikaSeal-626 Fire Board+
 80113803
 2021.10 , ver. 1
 1549

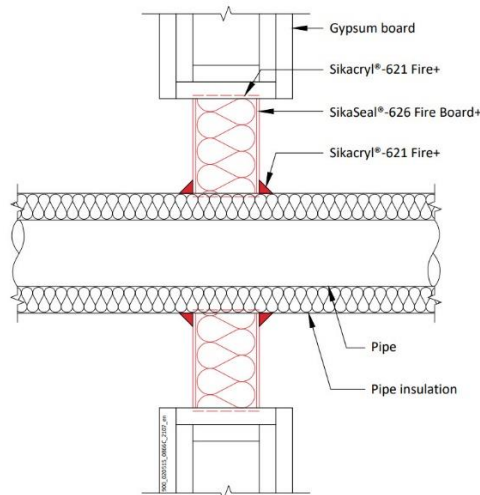
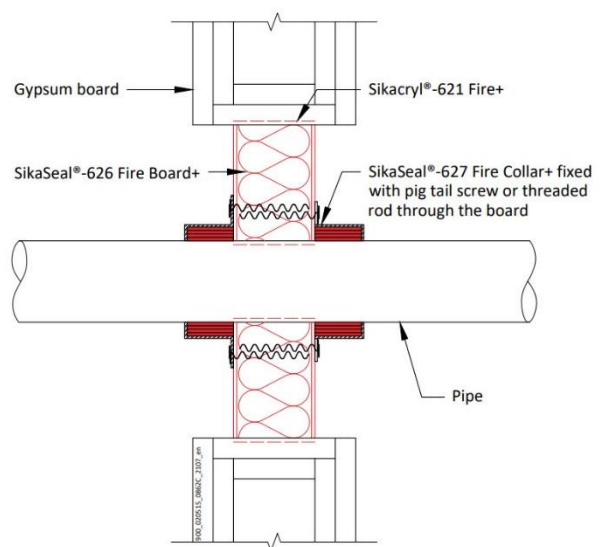
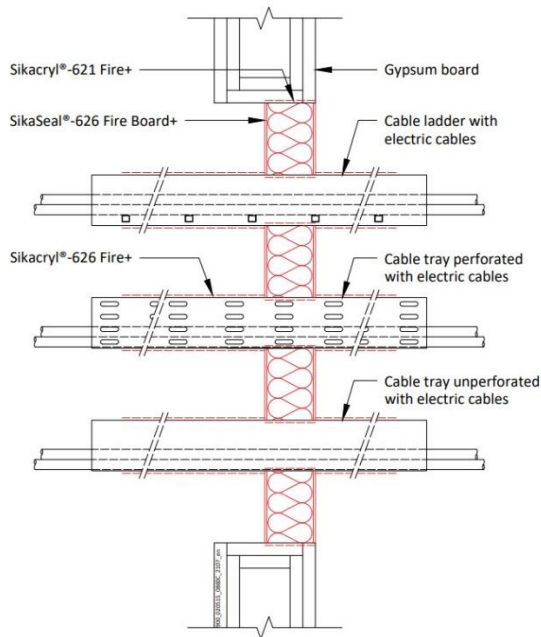
Template for translation. Only for
 internal use



A.5.9 Penetration seal with 1x SikaSeal-626 Fire Board+ 50 2-S in framed aperture

Penetration Seal: Services fitted at any position within the aperture, with 50 mm SikaSeal-626 Fire Board+ 2-S positioned to either face of the wall (or anywhere in between). Minimum 30 mm separation between pipes. SikaSeal-627 Fire Collar+ fixed with 50mm pigtail screws. Cables and cable trays coated 150mm each side of SikaSeal-626 Fire Board+ with nominally 300µm WFT Sikacryl®-626 Fire+. In rigid wall constructions the wall thickness can be minimum 75 mm.

Construction details:



Declaration of Performance
 SikaSeal-626 Fire Board+
 80113803
 2021.10 , ver. 1
 1549

Template for translation. Only for
 internal use

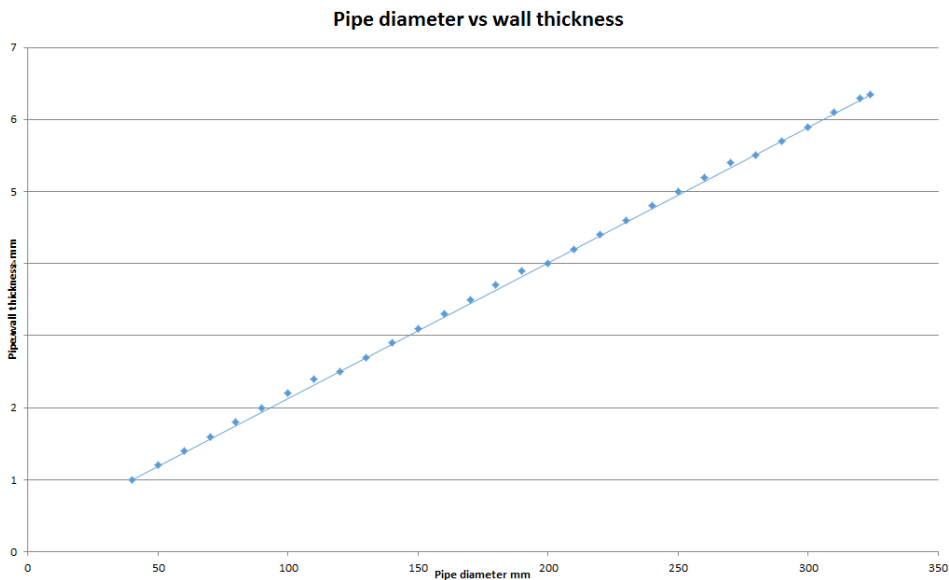
A.5.9.1 Single side penetration seal with cables

Services	Maximum aperture	Classification
Electrical cables up to 80 mm \varnothing (single, bundled and on trays)	1200 mm wide x 600 mm high	EI 60
Cables up to 21mm \varnothing in tied bundles up to 100mm \varnothing		
Perforated Steel cable trays & ladders		EI 60
Unperforated steel cable trays		E 60, EI 45
Unsheathed wires up to 24 mm \varnothing		E 60, EI 45

A.5.9.2 Single side penetration seal with metallic pipes

Services	Maximum Aperture	Insulation CS	Classification
Mild or stainless steel pipe	1200 mm wide x 600 mm high	20 mm Stone wool insulation min. 80 kg/m ³	E 90 C/U, EI 60 C/U
40 mm diameter/1.0-14.2 mm wall*			
40 mm diameter/1.0-14.2 mm wall*			
50 mm diameter/1.7-14.2 mm wall*			
60 mm diameter/1.8-14.2 mm wall*			
75 mm diameter/2.1-14.2 mm wall*			
90 mm diameter/2.3-14.2 mm wall*			
100 mm diameter/2.5-14.2 mm wall*			
115 mm diameter/2.8-14.2 mm wall*			
140 mm diameter/3.2-14.2 mm wall*			
165 mm diameter/ 3.6-14.2 mm wall*			
180 mm diameter/ 3.9-14.2 mm wall*			
200 mm diameter/ 4.2-14.2 mm wall*			
219 mm diameter/ 4.5-14.2 mm wall*			
250 mm diameter/ 5.0-14.2 mm wall*			
300 mm diameter/ 5.9-14.2 mm wall*			
324 mm diameter/ 6.35-14.2 mm wall*			
		30 mm Stone wool insulation min. 80 kg/m ³	

* Typical pipe diameters shown, see below graph for intermediate sizes
CS – Continuous Sustained



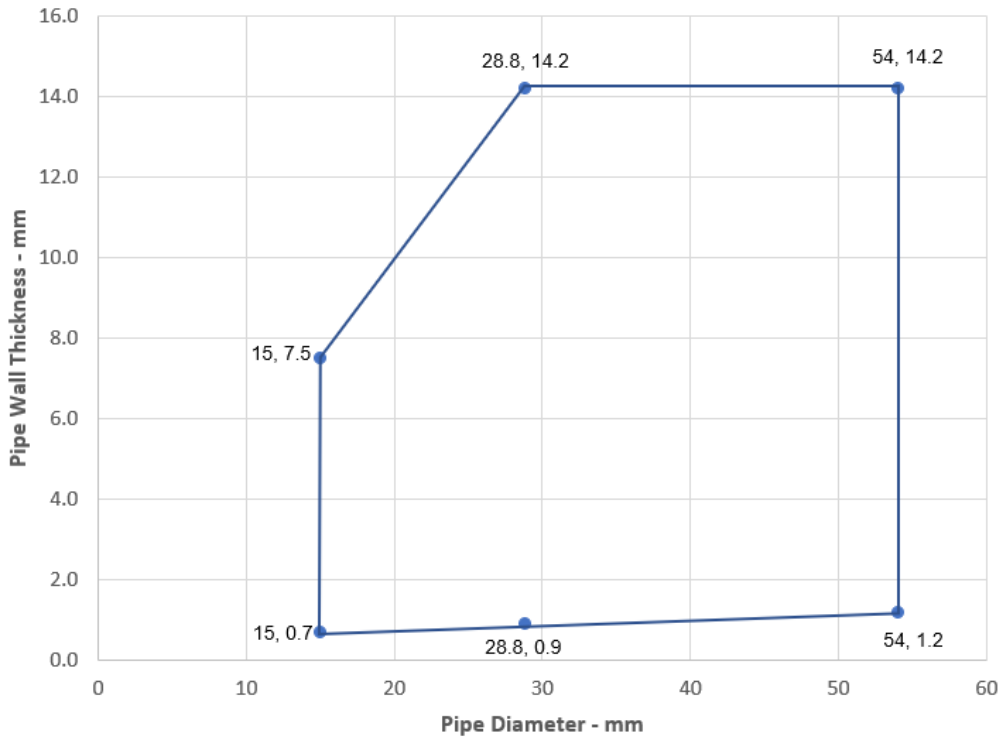
Declaration of Performance
SikaSeal-626 Fire Board+
80113803
2021.10 , ver. 1
1549

Template for translation. Only for
internal use

Services	Maximum Aperture	Insulation CS	Classification
Copper pipe maximum 54 mm diameter*	1200 mm wide x 600 mm high	20-40 mm glass or stone wool insulation min. 75 kg/m ³	E 60 C/C, EI 30 C/C
Alupex pipe maximum 16 mm diameter/2.25 mm wall		20 mm glass or stone wool insulation min. 75 kg/m ³	E60 C/C, EI 45 C/C
Alupex pipe maximum 75 mm diameter/4.6 mm wall		25 mm glass or stone wool insulation min. 75 kg/m ³	EI 60 C/C

*See below graph for interpolation pipe sizes

Copper Pipes - E 60 C/C, EI 30 C/C



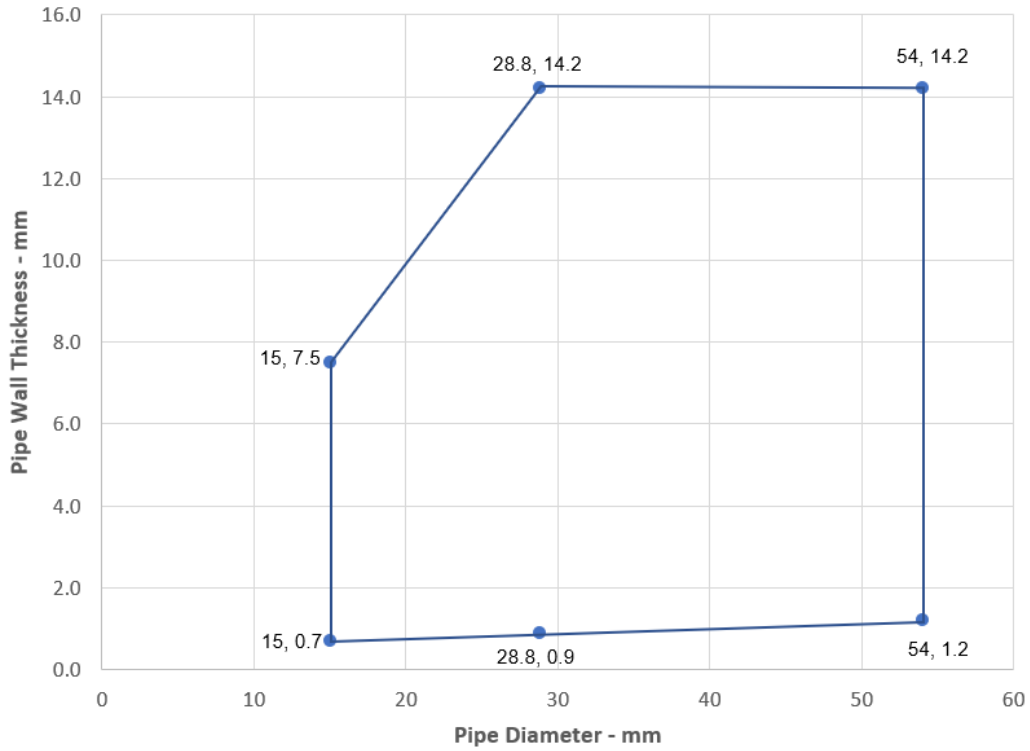
Declaration of Performance
 SikaSeal-626 Fire Board+
 80113803
 2021.10 , ver. 1
 1549

Template for translation. Only for
 internal use

Services	Maximum Aperture	Insulation LI or CI	Classification
Copper pipe maximum 54 mm diameter*	1200 mm wide x 600 mm high	Min. 500 mm length, min. 20 mm thick glass or stone wool insulation 75 kg/m ³	E 60 C/C, EI 45 C/C

*See below graph for interpolation pipe sizes

Copper Pipes - E 60 C/C, EI 45 C/C



Declaration of Performance
 SikaSeal-626 Fire Board+
 80113803
 2021.10 , ver. 1
 1549

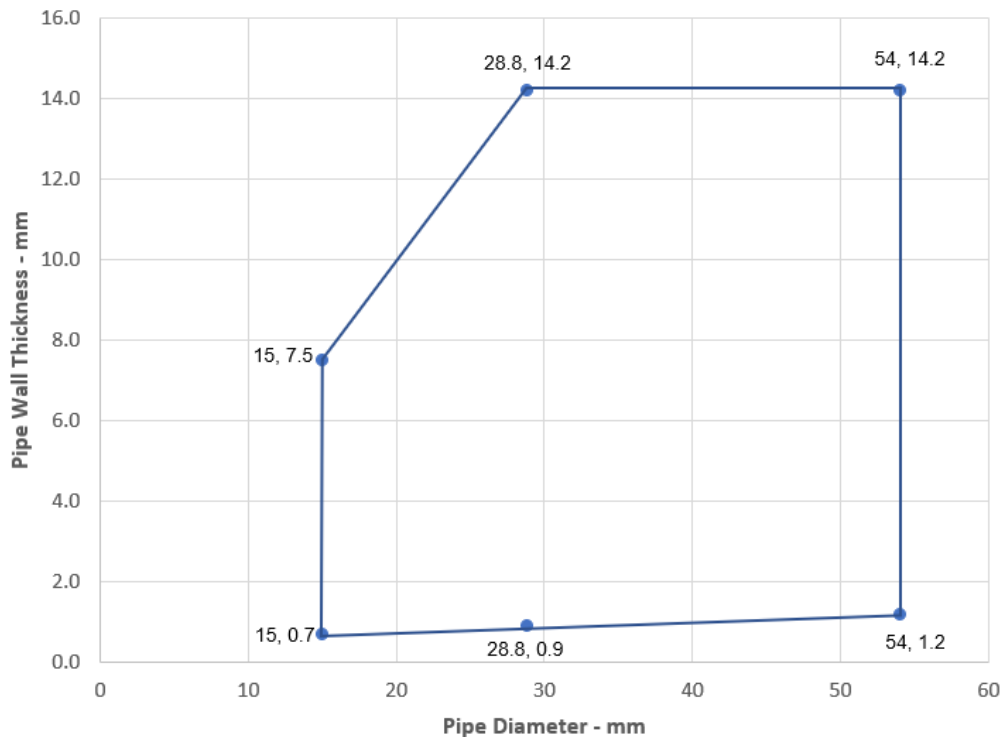
Template for translation. Only for internal use



Services	Collar	Insulation CS	Classification
Copper pipe			
Maximum 54 mm diameter*	Maximum 110 mm diameter/50 mm high	9-25 mm elastomeric insulation min. class B-s3, d0 or PE Foam insulation	E 60 C/C, EI 30 C/C
Alupex pipe			
Maximum 16 mm diameter, wall thickness 2.25 mm	Maximum 40 mm diameter/50 mm high	9 mm elastomeric insulation min. class B-s3, d0 or PE Foam insulation	EI 60 C/C
Maximum 75 mm diameter, wall thickness 2.25-4.6 mm	Maximum 110 mm diameter/50 mm high		E 60 C/C, EI 45 C/C
Maximum 75 mm diameter, wall thickness 2.25-4.6 mm	125 mm diameter/ 60mm high	25 mm elastomeric insulation min. class B-s3, d0 or PE Foam insulation	EI 60 C/C

*See below graph for interpolation pipe sizes

Copper Pipes - E 60 C/C, EI 30 C/C



Declaration of Performance
SikaSeal-626 Fire Board+
80113803
2021.10 , ver. 1
1549

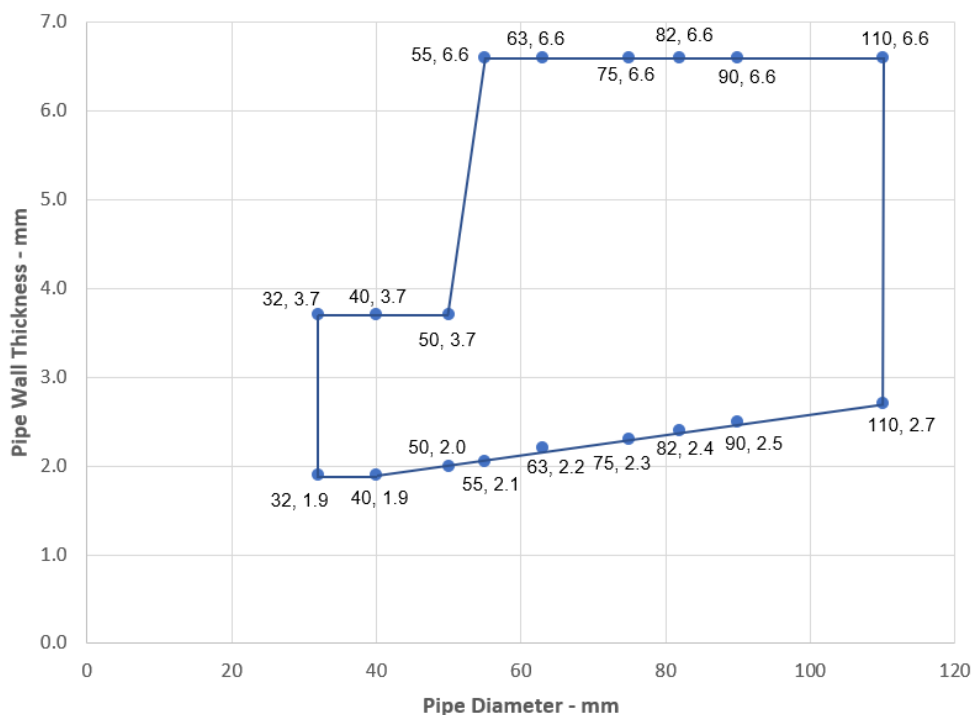
Template for translation. Only for
internal use

A.5.9.3 Single side penetration seal with plastic pipes

Services	Collar Inlay	Classification
PVC-U pipe according to EN 1329-1, EN 1452-1 and EN 1453-1 and PVC-C according to EN 1566-1		
Diameter 32 mm, wall thickness 1.9 mm	30 x 3.0 mm	E 90 U/C, EI 45 U/C
Diameter 40 mm, wall thickness 1.9 mm	30 x 3.0 mm	
Diameter 50 mm, wall thickness 3.7-6.6 mm	30 x 3.0 mm	E 90 U/C, EI 30 U/C
Diameter 55 mm, wall thickness 3.7-6.6 mm	30 x 3.2 mm	
Diameter 63 mm, wall thickness 3.7-6.6 mm	30 x 3.6 mm	
Diameter 75 mm, wall thickness 3.7-6.6 mm	30 x 4.2 mm	
Diameter 82 mm, wall thickness 3.7-6.6 mm	30 x 4.6 mm	
Diameter 90 mm, wall thickness 3.7-6.6 mm	30 x 5.0 mm	
Diameter 110 mm, wall thickness 2.7-6.6 mm	30 x 6.0 mm	
32 mm diameter*	50 x 3.0 mm	E 120 U/C, EI 60 U/C
40 mm diameter *	50 x 3.0 mm	
50 mm diameter *	50 x 3.0 mm	
55 mm diameter *	50 x 3.2 mm	E 90 U/C, EI 60 U/C
63 mm diameter *	50 x 3.6 mm	
75 mm diameter *	50 x 4.2 mm	
82 mm diameter *	50 x 4.6 mm	
90 mm diameter *	50 x 5.0 mm	
110 mm diameter *	50 x 6.0 mm	
125 mm diameter*	60 x 9.0 mm	EI 60 C/C
140 mm diameter*	60 x 11.5 mm	
160 mm diameter*	60 x 15.0 mm	

*See below graph for interpolation pipe sizes

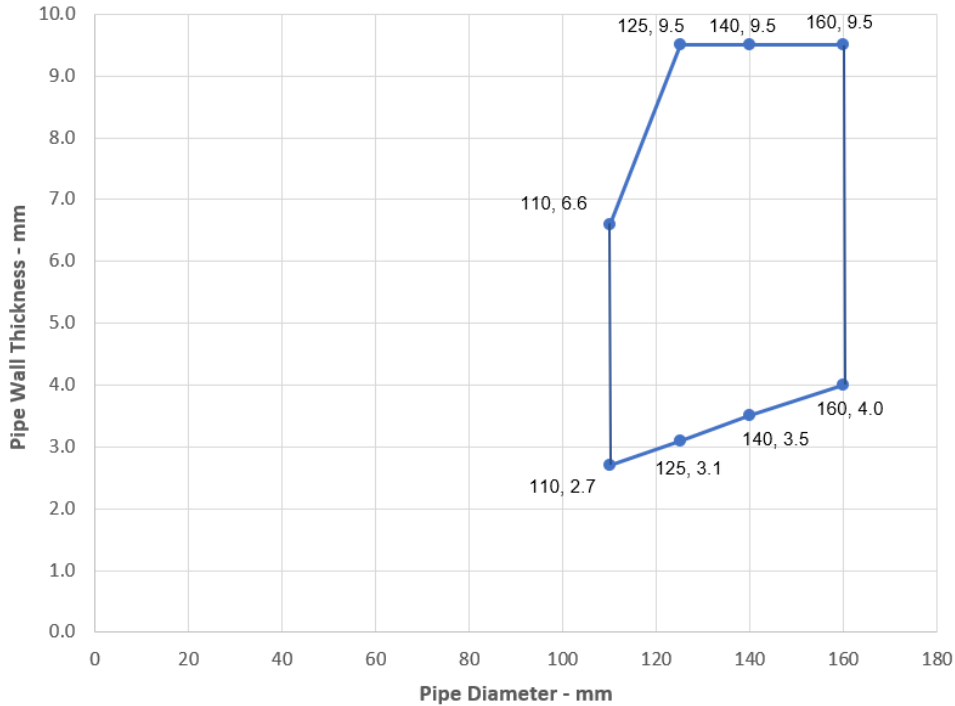
PVC Pipes 32-110 / 50 mm Collar - C/C



Declaration of Performance
 SikaSeal-626 Fire Board+
 80113803
 2021.10 , ver. 1
 1549

Template for translation. Only for
 internal use

PVC Pipes 110-160 / 60 mm Collar - C/C



Services	Collar Inlay	Classification
PE pipe according to EN 1519-1, EN 12201-2 and EN 12666-1, ABS according to EN 1455-1 and pipes made from SAN+PVC according to EN 1565-1		
Diameter 32 mm, wall thickness 3.4-10.0 mm	30 x 3.0 mm	E 60 U/C, EI 45 U/C
Diameter 40 mm, wall thickness 3.4-10.0 mm	30 x 3.0 mm	
Diameter 50 mm, wall thickness 3.4-10.0 mm	30 x 3.0 mm	
Diameter 55 mm, wall thickness 3.4-10.0 mm	30 x 3.2 mm	
Diameter 63 mm, wall thickness 3.4-10.0 mm	30 x 3.6 mm	
Diameter 75 mm, wall thickness 3.4-10.0 mm	30 x 4.2 mm	
Diameter 82 mm, wall thickness 3.4-10.0 mm	30 x 4.6 mm	
Diameter 90 mm, wall thickness 3.4-10.0 mm	30 x 5.0 mm	
Diameter 110 mm, wall thickness 3.4-10.0 mm	30 x 6.0 mm	
32 mm diameter*	50 x 3.0 mm	E 120 U/C, 60 U/C
40 mm diameter*	50 x 3.0 mm	
50 mm diameter*	50 x 3.0 mm	
55 mm diameter*	50 x 3.2 mm	E 90 C/C, EI 60 C/C
63 mm diameter*	50 x 3.6 mm	
75 mm diameter*	50 x 4.2 mm	
82 mm diameter*	50 x 4.6 mm	
90 mm diameter*	50 x 5.0 mm	
110 mm diameter*	50 x 6.0 mm	
125 mm diameter*	60 x 9.0 mm	EI 60 C/C
140 mm diameter*	60 x 11.5 mm	
160 mm diameter*	60 x 15.0 mm	

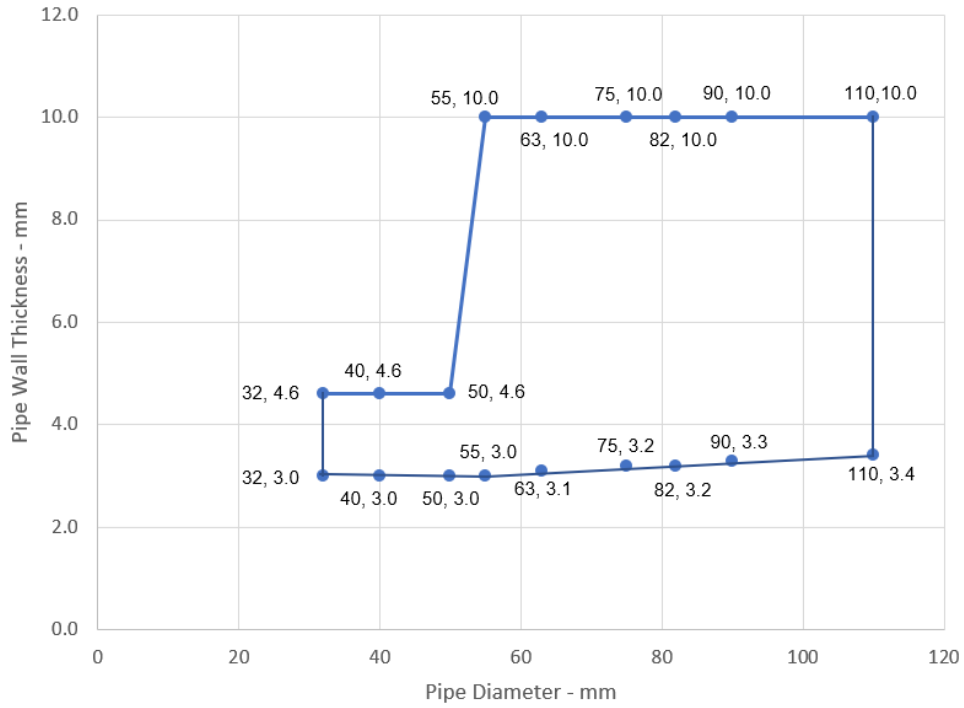
*See below graph for interpolation pipe sizes

Declaration of Performance

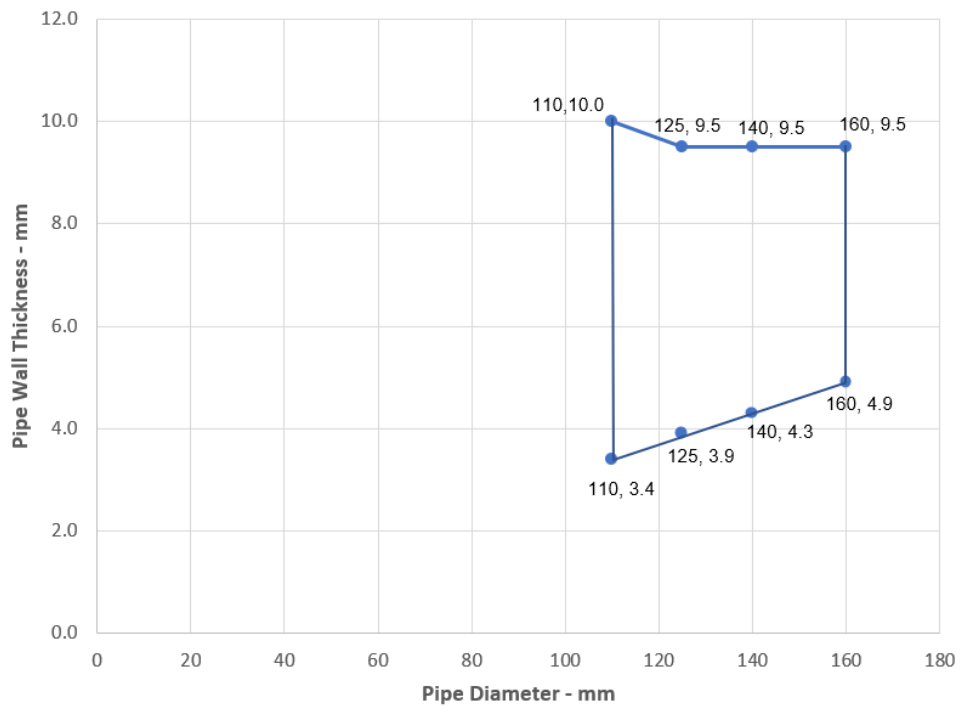
SikaSeal-626 Fire Board+
80113803
2021.10 , ver. 1
1549

Template for translation. Only for
internal use

PE Pipes 32-110 / 50 mm Collar - U/C



PE Pipes 110-160 / 60 mm Collar - C/C



Declaration of Performance
 SikaSeal-626 Fire Board+
 80113803
 2021.10 , ver. 1
 1549

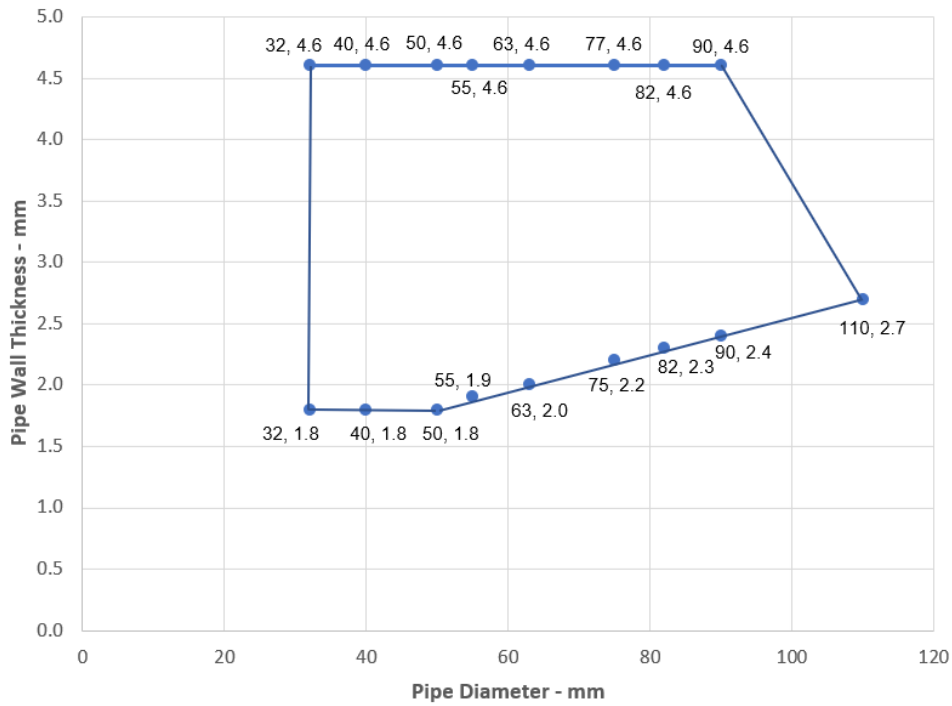
Template for translation. Only for
 internal use



Services	Collar Inlay	Classification
PP pipe according to EN 1852-1: 2009		
32 mm diameter*	50 x 3.0 mm	EI 60 C/C
40 mm diameter*	50 x 3.0 mm	
50 mm diameter*	50 x 3.0 mm	
55 mm diameter*	50 x 3.2 mm	
63 mm diameter*	50 x 3.6 mm	
75 mm diameter*	50 x 4.2 mm	
82 mm diameter*	50 x 4.6 mm	
90 mm diameter*	50 x 5.0 mm	
110 mm diameter*	50 x 6.0 mm	
125 mm diameter*	60 x 9.0 mm	
140 mm diameter*	60 x 11.5 mm	
160 mm diameter*	60 x 15.0 mm	

*See below graph for interpolation pipe sizes

PP Pipes 32-110 / 50 mm Collar - C/C

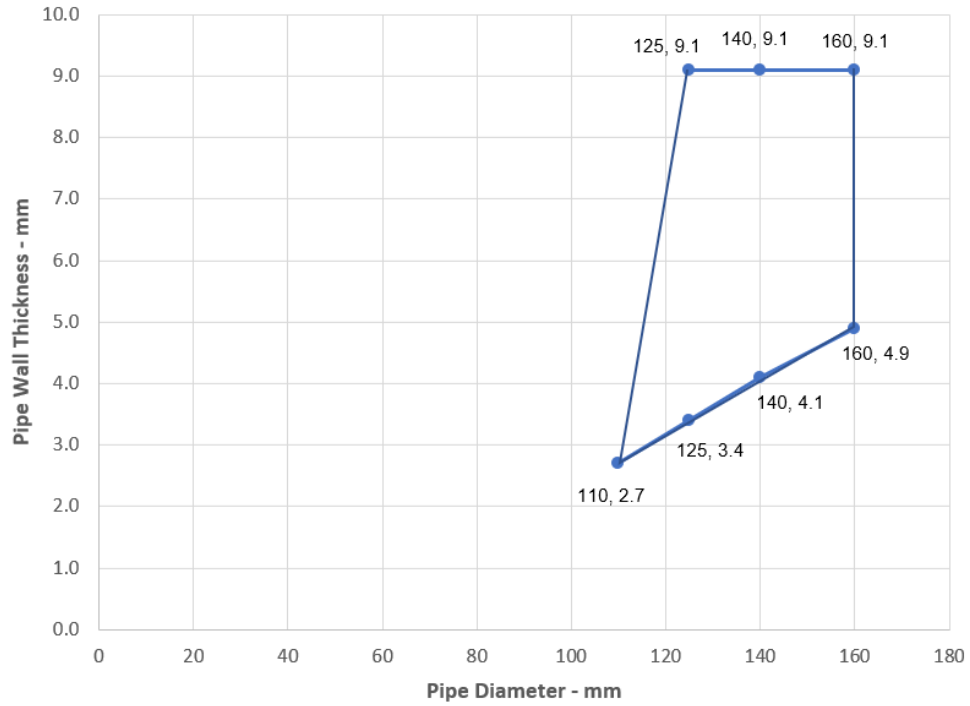


Declaration of Performance
 SikaSeal-626 Fire Board+
 80113803
 2021.10 , ver. 1
 1549

Template for translation. Only for
 internal use



PP Pipes 110-160 / 60 mm Collar - C/C



Declaration of Performance
SikaSeal-626 Fire Board+
80113803
2021.10 , ver. 1
1549

80/178

Template for translation. Only for
internal use

BUILDING TRUST

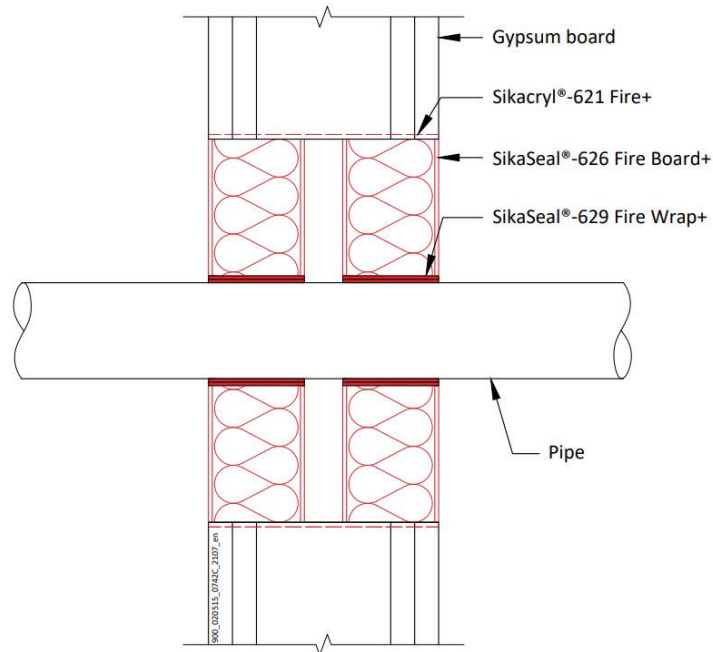


A.6 Flexible or rigid wall constructions according to 2. 2) with wall thickness of minimum 120 mm

A.6.1 Plastic pipe penetration seal with 2x SikaSeal-626 Fire Board+ 2-S

Penetration Seal: Pipes fitted at any position within the aperture, with 60 mm SikaSeal-626 Fire Board+ 2-S to both sides of the wall. Minimum 30 mm separation between pipes.

Construction details:



Declaration of Performance
SikaSeal-626 Fire Board+
80113803
2021.10 , ver. 1
1549

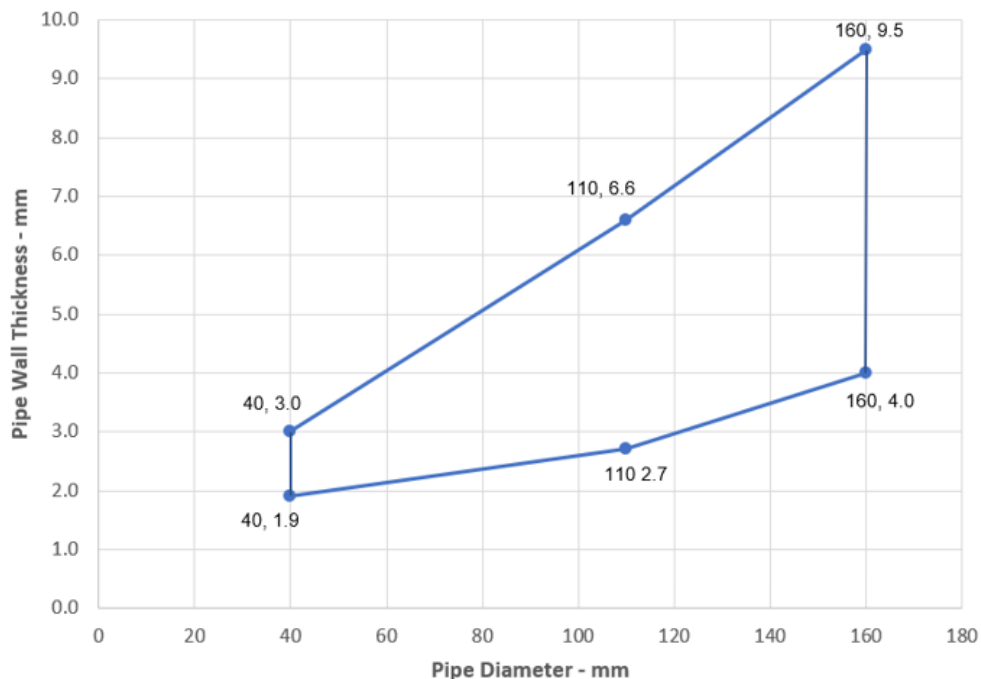
Template for translation. Only for
internal use

A.6.1.1 Double side penetration seal with plastic pipes

Services	Wraps (both sides)	Permitted configuration for seal separation	Classification
PVC-U pipe according to EN 1329-1, EN 1452-2 and EN 1453-1 and PVC-C according to EN 1566-1			
Diameter up to 40 mm, wall thickness 1.9-3.0 mm	50 x 3.6 mm (2 x 1.8 layer)	1 & 2	EI 120 C/C
Diameter up to 110 mm, wall thickness 2.7-6.6 mm	50 x 3.6 mm (2 x 1.8 layer)		
Diameter up to 160 mm, wall thickness 4.0-9.5 mm	50 x 10.8 mm (6 x 1.8 layer)		
PE pipe according to EN 1519-1, EN 12201-2 and EN 12006-1, ABS according to EN 1455-1 and pipes made from SAN+PVC according to EN 1565-1			
Diameter up to 40 mm, wall thickness 2.4-4.6 mm	50 x 1.8 mm (1 x 1.8 layer)	1 & 2	EI 120 C/C
Diameter up to 110 mm, wall thickness 3.4-10.0 mm	50 x 3.6 mm (2 x 1.8 layer)		
Diameter up to 160 mm, wall thickness 4.9-14.6 mm	50 x 10.8 mm (6 x 1.8 layer)		
PP pipe according to EN 1852-1: 2009			
Diameter up to 40 mm, wall thickness 1.8-5.5 mm	50 x 1.8 mm (1 x 1.8 layer)	1 & 2	EI 120 C/C
Diameter up to 110 mm, wall thickness 2.7-10.0 mm	50 x 3.6 mm (2 x 1.8 layer)		
Diameter up to 160 mm, wall thickness 4.9-14.6 mm	50 x 10.8 mm (6 x 1.8 layer)		

*See below graph for interpolation pipe sizes

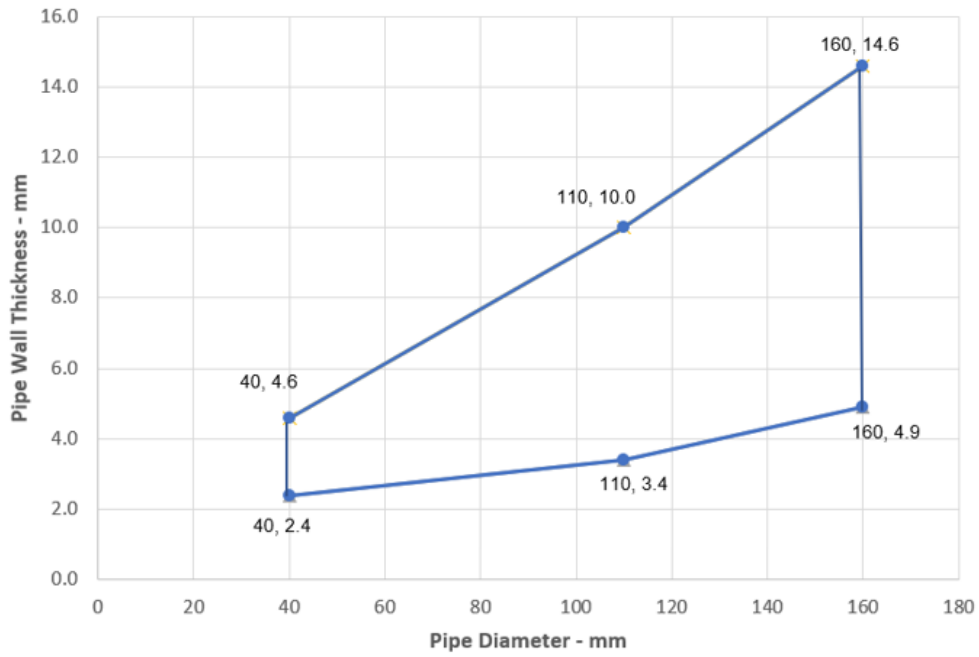
PVC Pipes 40-160 - C/C



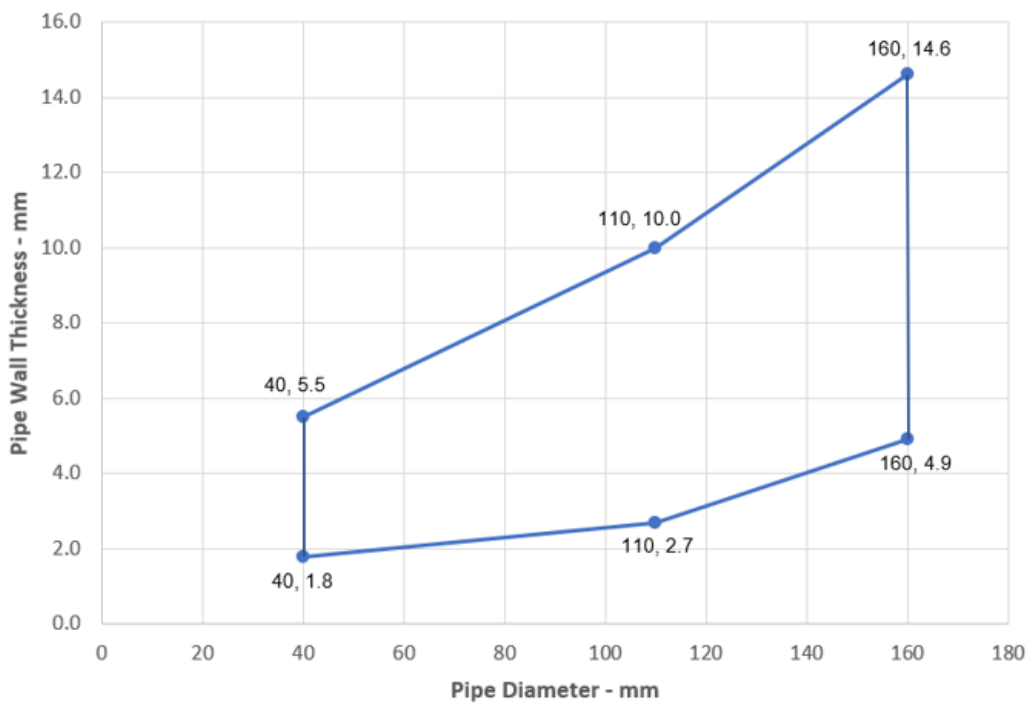
Declaration of Performance
 SikaSeal-626 Fire Board+
 80113803
 2021.10 , ver. 1
 1549

Template for translation. Only for
 internal use

PE Pipes 40-160 - C/C



PP Pipes 40-160 - C/C



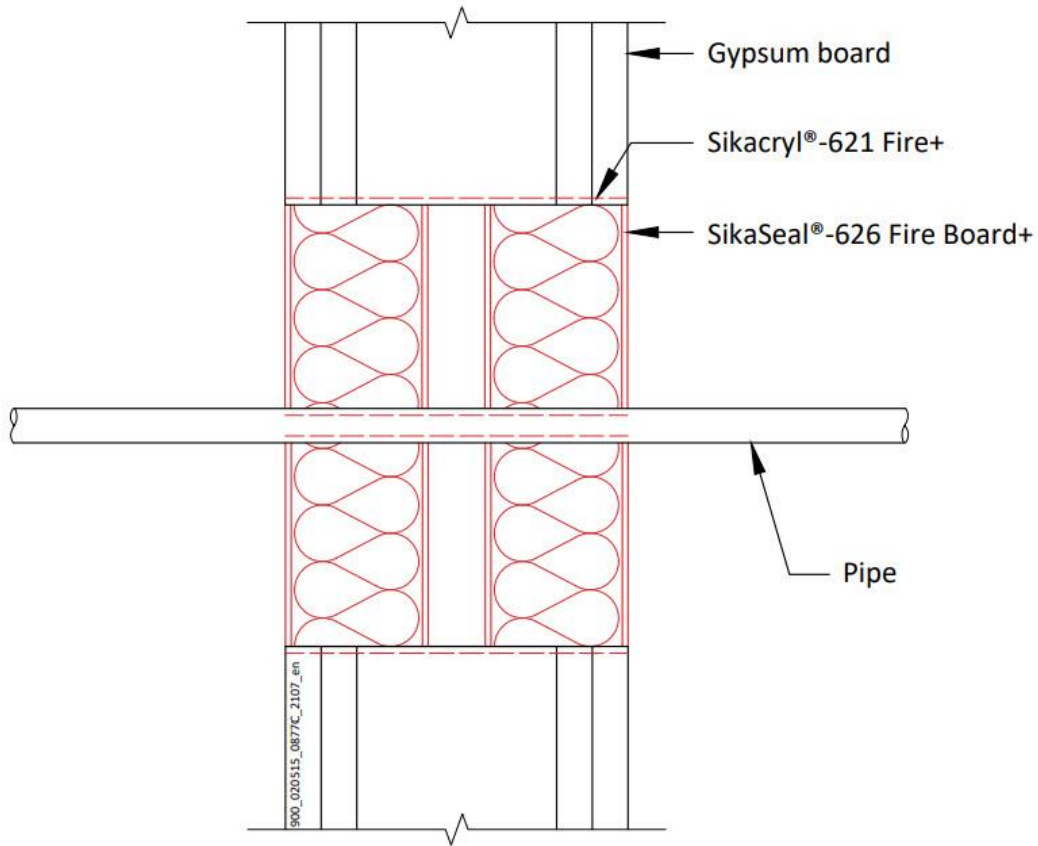
Declaration of Performance
SikaSeal-626 Fire Board+
80113803
2021.10 , ver. 1
1549

Template for translation. Only for
internal use

A.6.2 Metallic pipe penetration seal with 2x SikaSeal-626 Fire Board+ 1-S

Penetration Seal: Metallic pipes fitted at any position within the aperture, with 50 mm SikaSeal-626 Fire Board+ 1-S to both sides of the wall. Minimum separation between penetration seals and seal edges of 30 mm. (Configuration 1 & 2).

Construction details:



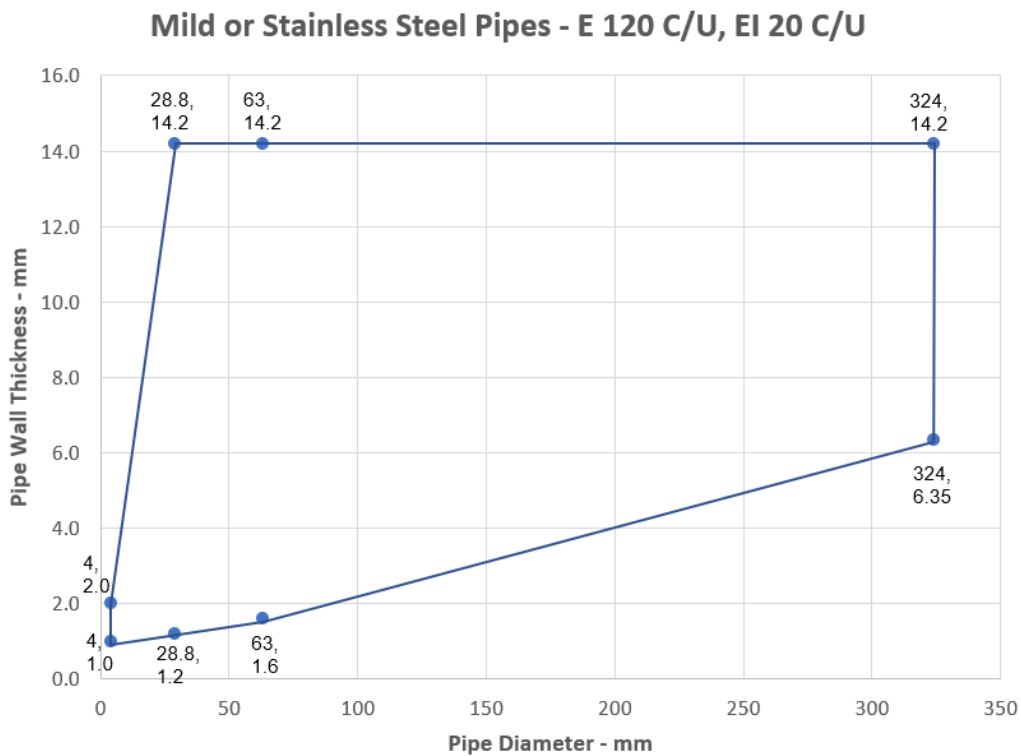
Declaration of Performance
SikaSeal-626 Fire Board+
80113803
2021.10 , ver. 1
1549

Template for translation. Only for
internal use

A.6.2.1 Double side penetration seal with metallic pipes

Services	Insulation	Permitted configuration for seal separation	Classification
Mild or stainless steel pipe	None	1 & 2	E 120 C/U, EI 30 C/U
Maximum 63 mm diameter *			
63-324 mm diameter*			
Copper, mild or stainless steel pipe			
12 mm diameter /0.7-6.0 mm wall thickness	None	1 & 2	E 120 C/C, EI 30 C/C
12-54 mm diameter *			E 120 C/C, EI 15 C/C
Alupex pipe			
Maximum 75 mm diameter*	None	1 & 2	E 120 C/C, EI 20 C/C

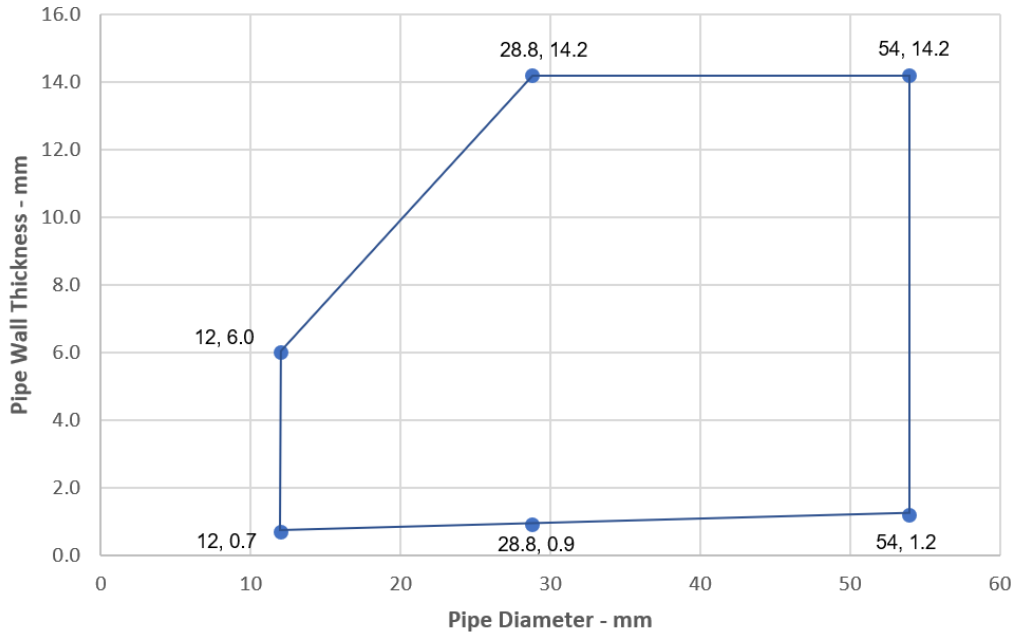
*See below graph for interpolation pipe sizes



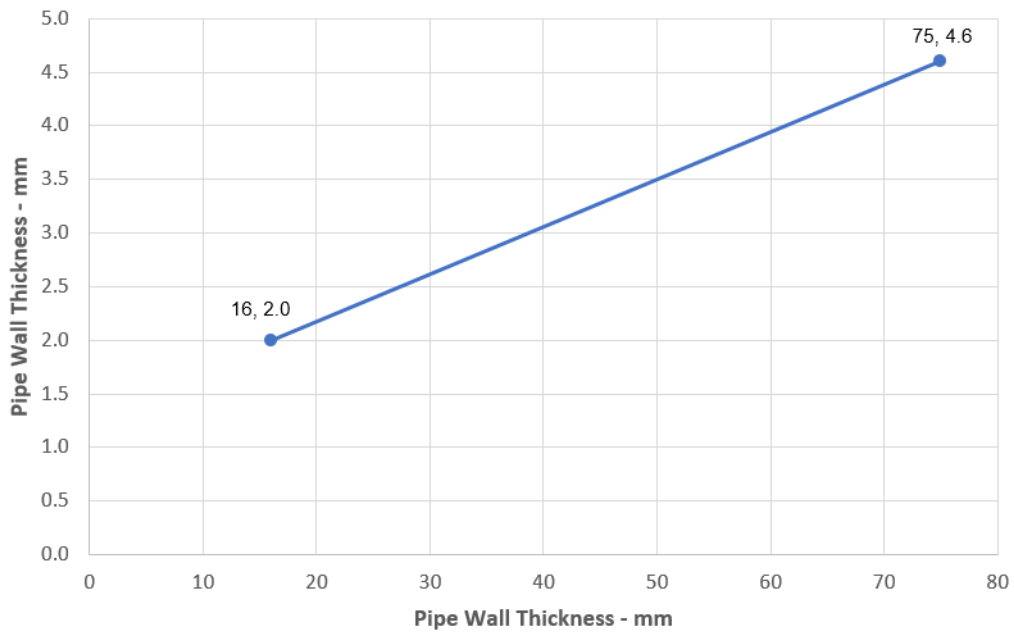
Declaration of Performance
 SikaSeal-626 Fire Board+
 80113803
 2021.10 , ver. 1
 1549

Template for translation. Only for
 internal use

Copper, mild or Stainless Steel Pipes - E 120 C/C, EI 15 C/C



Alupex Pipes - E 120 C/C, EI 20 C/C



Declaration of Performance
 SikaSeal-626 Fire Board+
 80113803
 2021.10 , ver. 1
 1549

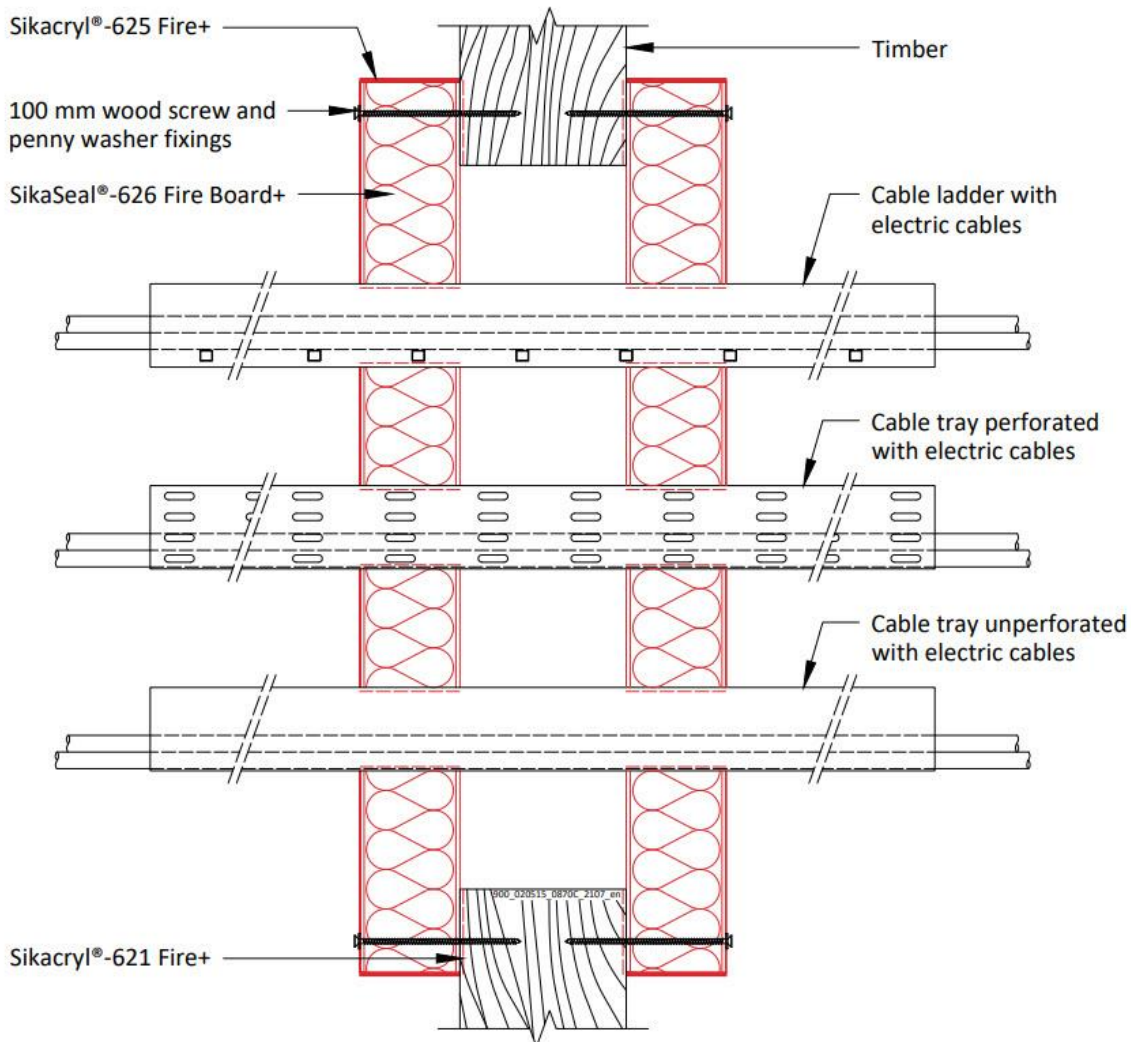
Template for translation. Only for
 internal use

A.7 Timber wall constructions according to 2. 2) with wall thickness of minimum 100 mm

A.7.1 SikaSeal-626 Fire Board+ 50 mm 1-S penetration seal (pattress) with cables

Penetration Seal: Cables fitted at any position within the aperture, with 50 mm SikaSeal-626 Fire Board+ 1-S to both sides of the wall. Boards to be pattress fixed with 100 mm wood screws and penny washers at 300 mm centres and with a minimum 100 mm overlap around the opening.

Construction details:



A.7.1.1 Two side penetration seal with cables

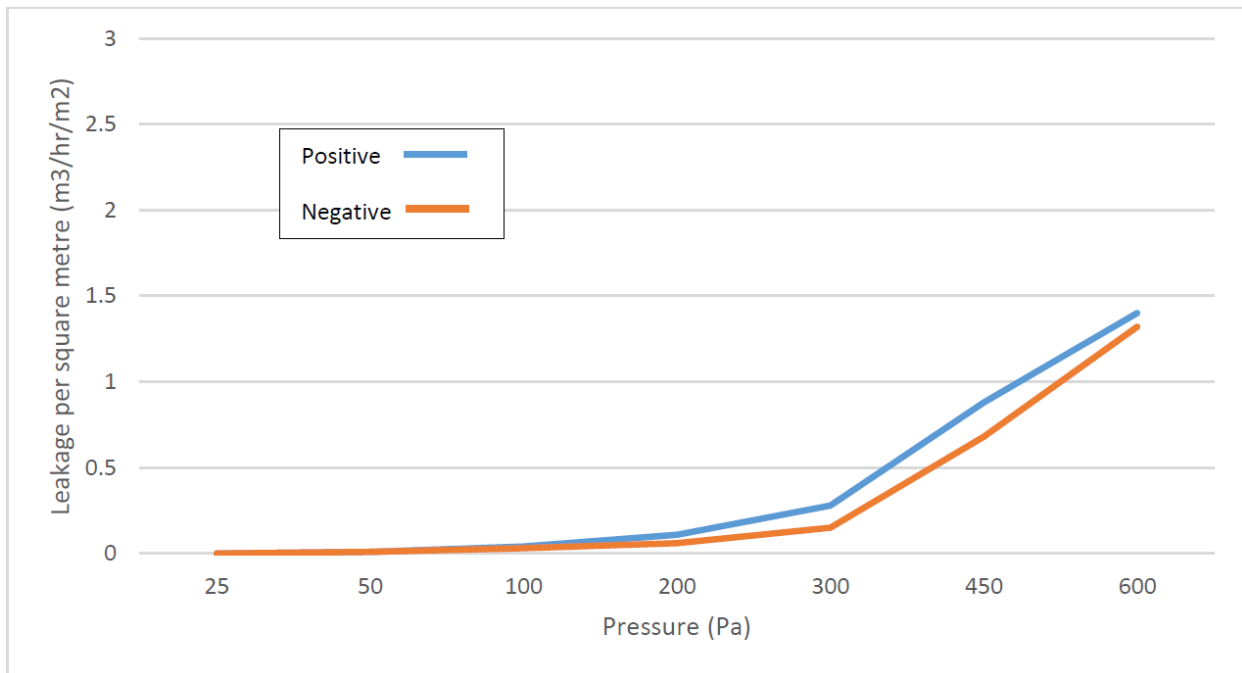
Services	Maximum aperture	Classification
Electrical cables up to 21 mm Ø (single, bundled and on trays)	1200 mm x 600 mm	E 120, EI 90
Electrical cables up to 50 mm Ø (single, bundled and on trays)		

Declaration of Performance
 SikaSeal-626 Fire Board+
 80113803
 2021.10 , ver. 1
 1549

Template for translation. Only for internal use

ANNEX B – AIR PERMEABILITY – SIKASEAL-626 FIRE BOARD+

Product tested	1200mm high x 600mm wide SikaSeal-626 Fire Board+ 50mm 2-S		
Summary of testing procedure		Result	
	Pressure (Pa)	Leakage (m ³ /h)	Leakage (m ³ /m ² /h)
Results under negative chamber pressure	25	0.00	0.00
	50	0.01	0.01
	100	0.02	0.03
	200	0.04	0.06
	300	0.11	0.15
	450	0.49	0.68
	600	0.95	1.32
Results under positive chamber pressure	25	0.00	0.00
	50	0.01	0.01
	100	0.03	0.04
	200	0.08	0.11
	300	0.2	0.28
	450	0.63	0.88
	600	1.01	1.40



Declaration of Performance
 SikaSeal-626 Fire Board+
 80113803
 2021.10 , ver. 1
 1549

Template for translation. Only for
 internal use

**8 APPROPRIATE TECHNICAL DOCUMENTATION AND/OR -
SPECIFIC TECHNICAL DOCUMENTATION**

The performance of the product identified above is in conformity with the set of declared performance/s. This declaration of performance is issued, in accordance with Regulation (EU) No 305/2011, under the sole responsibility of the manufacturer identified above.


Signed for and on behalf of the manufacturer by:

Name: Anders Beier
Function: General Manager
At Farum on 3 May 2022

Name: Stan Petersen
Function: Head Distribution
At Farum on 3 May 2022



.....



.....

End of information as required by Regulation (EU) No 305/2011

FULL CE MARKING



21

Sika Services AG, Zurich, Switzerland

DoP No. 80113803

Reaction to fire	D – s1, d0
Resistance to fire	Annex A
Air permeability	Annex B
Water permeability	No performance assessed
Release of dangerous substances	No performance assessed
Mechanical resistance and stability	No performance assessed
Resistance to impact/movement	No performance assessed
Adhesion	No performance assessed
Durability	Y1
Airborne sound insulation	29 (-1;-3) dB ¹ ;
	29 (0;-2) dB ²
	52 (-4;-7) dB ³
	53 (-4;-7) dB ⁴
Thermal properties	No performance assessed
Water vapour permeability	No performance assessed

Declaration of Performance

SikaSeal-626 Fire Board+
80113803
2021.10 , ver. 1
1549

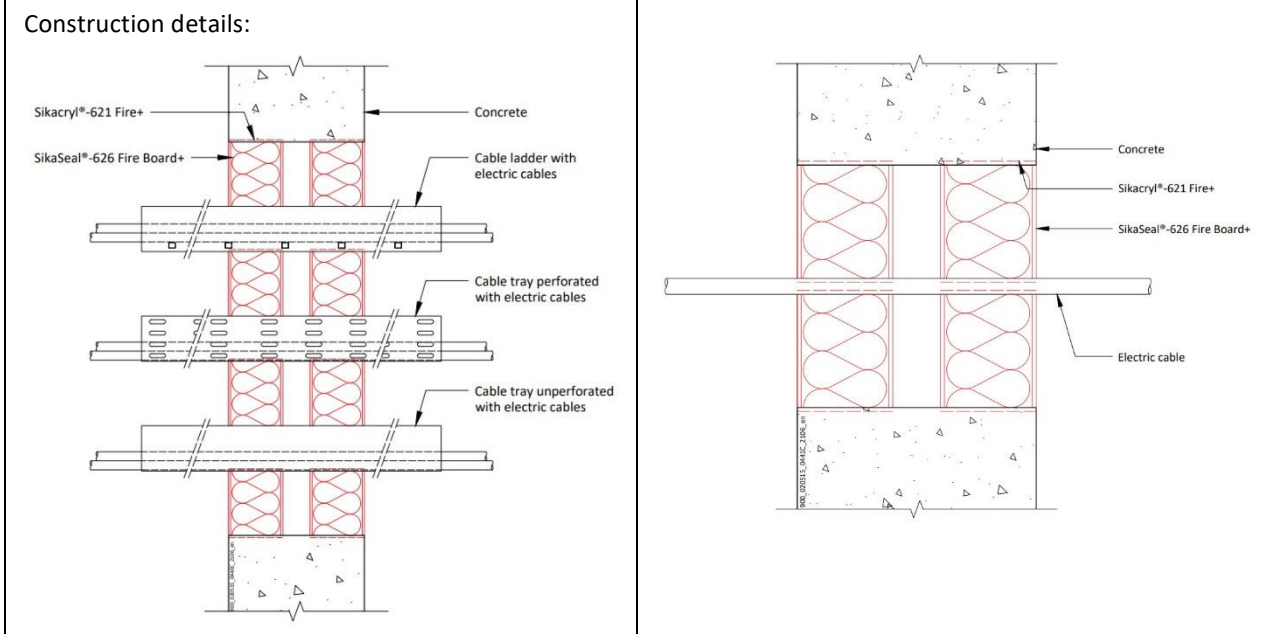
Template for translation. Only for
internal use

ANNEX A – RESISTANCE TO FIRE CLASSIFICATION – SIKASEAL-626 FIRE BOARD+

A.1 Rigid wall constructions according to 2. 2)

A.1.1 Cable penetration seal with 2x 60 mm thick SikaSeal-626 Fire Board+ 2-S in minimum 150 mm thick walls

Penetration Seal: Cables fitted at any position within the aperture, with 60 mm SikaSeal-626 Fire Board+ 2-S to both sides of the wall.



A.1.1.1 Double side penetration seal with cables

Services	Classification
None (blank), at max. 1200 x 1200 mm	EI 240
None (blank)	E 240, EI 180
Single electrical cables up to 21 mm \varnothing	
Single or bundled electrical cables up to 21 mm \varnothing , with or without trays	E 240, EI 180
Electrical cables up to 80 mm \varnothing (single, bundled and on trays)	E 180, EI 60
Cables up to 21mm \varnothing in tied bundles up to 100mm \varnothing	E 180, EI 120
Steel cable trays & ladders	E 180, EI 60
Plastic conduits up to 16 mm \varnothing	EI 180 C/U, EI 180 C/C

Declaration of Performance

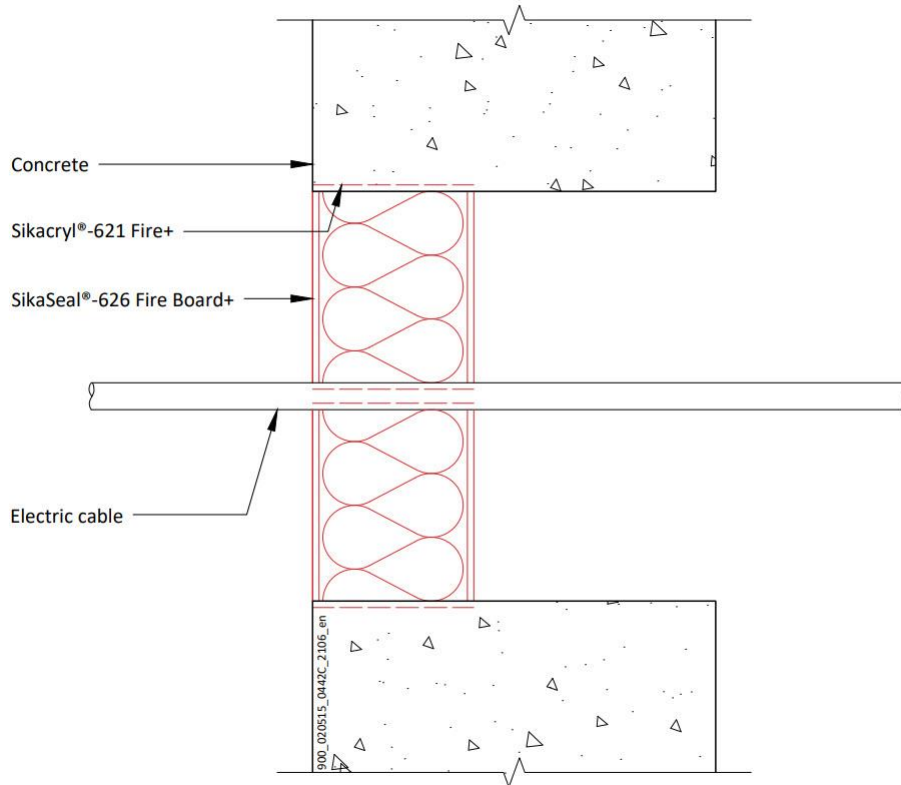
SikaSeal-626 Fire Board+
80113803
2021.10 , ver. 1
1549

Template for translation. Only for
internal use

A.1.2 Cable penetration seal with 1x 60 mm thick SikaSeal-626 Fire Board+ 2-S

Penetration Seal: Cables (single) fitted at any position within the aperture, with SikaSeal-626 Fire Board+ 2-S positioned to either face of the wall (or anywhere in between).

Construction details:



A.1.2.1 Single side penetration seal with cables in minimum 150 mm thick walls

Services	Maximum aperture	Classification
None (blank)	As section 2. 5)	E 240, EI 90
Single electrical cables up to 21 mm Ø		
Single A1 cable = 5 x 1.5 mm ² core HD603.3 electrical cable with PVC insulation, PVC sheath and 14 mm diameter	70 x 70 mm	EI 240
Single A2 cable = 5 x 1.5 mm ² core HD22.4 electrical cable with EPR insulation, PO sheath and 11.2-14.4 mm diameter		
Single A3 cable = 5 x 1.5 mm ² core HD604.5 electrical cable with XLPE insulation, EVA sheath and 13 mm diameter		

A.1.2.2 Single side penetration seal with cables in minimum 75 mm thick walls

Services	Maximum aperture	Classification
None (blank)	As section 2. 5)	E 120, EI 90
Single electrical cables up to 21 mm Ø		

Declaration of Performance

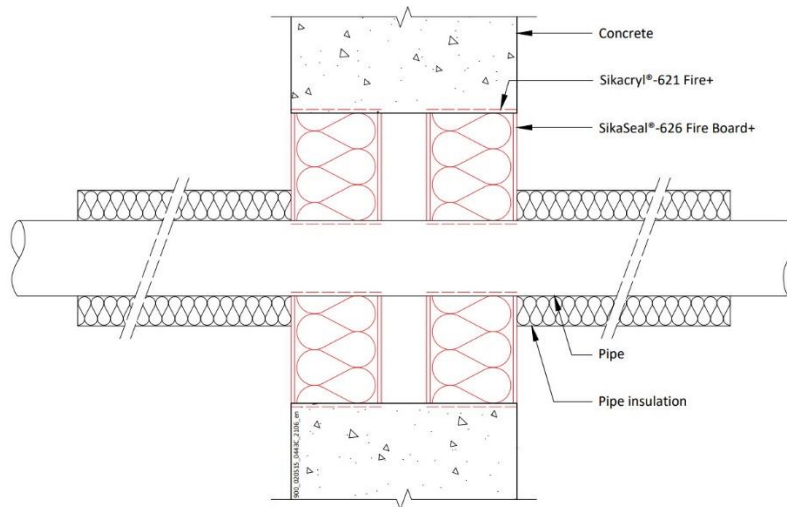
SikaSeal-626 Fire Board+
80113803
2021.10 , ver. 1
1549

Template for translation. Only for
internal use

A.1.3 Pipe penetration seal with 2x 60 mm thick SikaSeal-626 Fire Board+ 2-S

Penetration Seal: 1000 mm (min.) LI (Local Interrupted) or CI (Continuous Interrupted) insulated metallic pipes (single) fitted at any position within the aperture, with 60 mm SikaSeal-626 Fire Board+ to both sides of the wall in minimum 150 mm thick walls.

Construction details:



A.1.3.1 Double side penetration seal with pipes

Services	Maximum aperture	Insulation, minimum thickness and density	Classification
Mild or stainless steel pipe			
40 mm diameter/1.5-14.2 mm wall*	1200 x 1200 mm	20 mm Stone wool insulation 80 kg/m ³	EI 240 C/U
40 mm diameter/1.5-14.2 mm wall*			E 240 C/U, EI 180 C/U
40 mm diameter/1.5-14.2 mm wall*		30 mm Stone wool insulation 80 kg/m ³	E 240 C/U, EI 90 C/U
50 mm diameter/1.7-14.2 mm wall*			
60 mm diameter/1.9-14.2 mm wall*			
75 mm diameter/2.2-14.2 mm wall*			
90 mm diameter/2.5-14.2 mm wall*			
100 mm diameter/2.7-14.2 mm wall*			
115 mm diameter/3-14.2 mm wall*			
140 mm diameter/3.5-14.2 mm wall*			
165 mm diameter/ 3.9-14.2 mm wall*			
180 mm diameter/ 4.2-14.2 mm wall*			
200 mm diameter/ 4.6-14.2 mm wall*			
219 mm diameter/ 5.0-14.2 mm wall*			

* Typical pipe diameters shown, see below graph for intermediate sizes

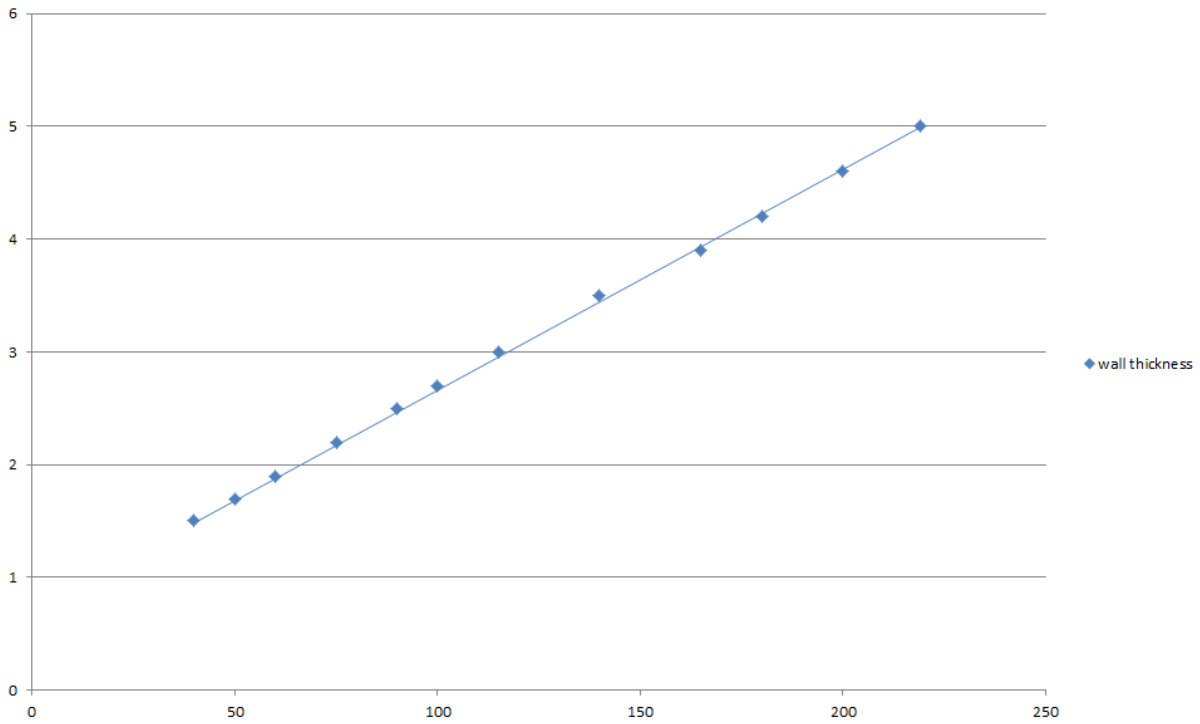
Services	Maximum aperture	Insulation, minimum thickness and density	Classification
Alupex composite			
16 mm diameter/2.25 mm wall	1200 x 1200 mm	20 mm Stone wool insulation 80 kg/m ³	EI 240 U/C
16 mm diameter/2.25 mm wall	As section 2. 5)		E 240 U/C EI 180 U/C
Copper pipe			
Up to 54 mm diameter Copper or steel pipe 0.9-14.2 mm wall	As section 2. 5)	20 mm Stone wool insulation 80 kg/m ³	E 240 C/U, EI 120 C/U

Declaration of Performance

SikaSeal-626 Fire Board+
80113803
2021.10 , ver. 1
1549

Template for translation. Only for internal use

Pipe diameter vs Wall thickness



Declaration of Performance
SikaSeal-626 Fire Board+
80113803
2021.10 , ver. 1
1549

94/178

Template for translation. Only for
internal use

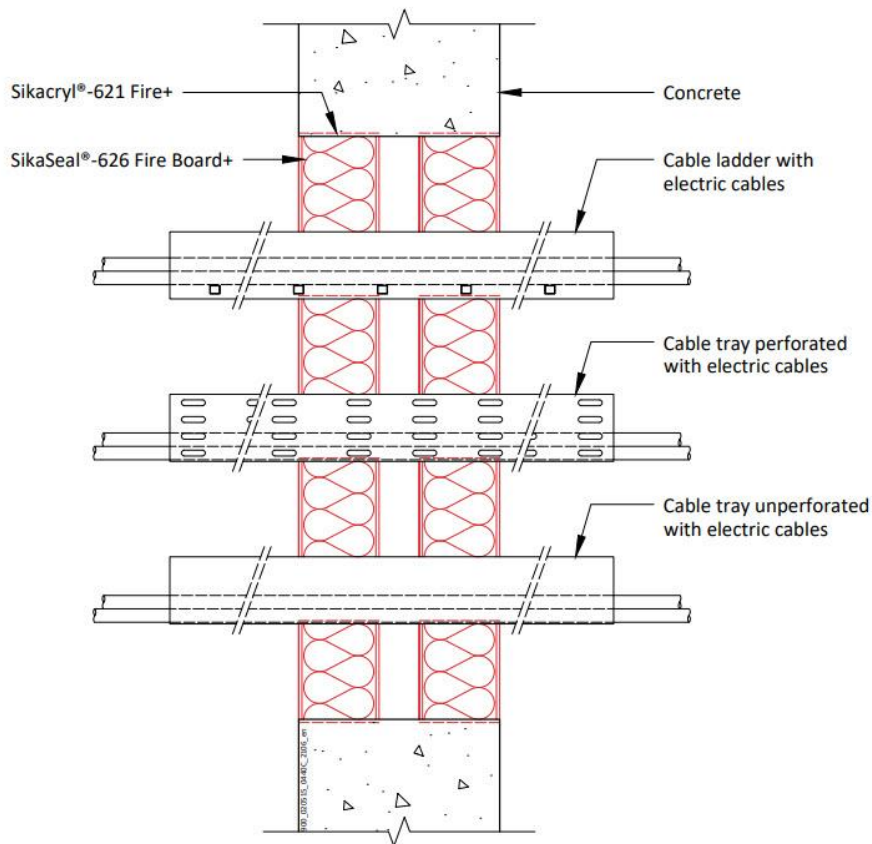
BUILDING TRUST



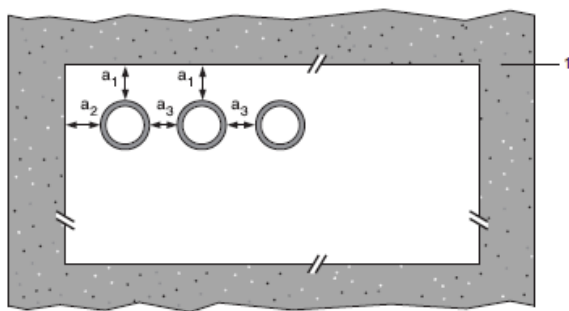
A.1.4 Pipe penetration seal with 2x SikaSeal-626 Fire Board+ 2-S

Penetration Seal: CS (Continuous Sustained) insulated metallic pipes fitted at any position within the aperture, with 60 mm SikaSeal-626 Fire Board+ 2-S to both sides of the wall. Minimum separation between penetration seals and seal edges of 30 mm in minimum 150 mm thick walls.

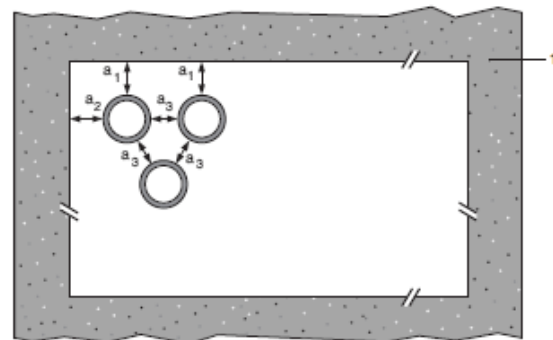
Construction details:



Configuration 1



Configuration 2



Key

- 1 Supporting construction
- a1 Pipe / top edge of seal separation
- a2 Pipe / side edge of seal separation
- a3 Pipe / pipe separation

Declaration of Performance

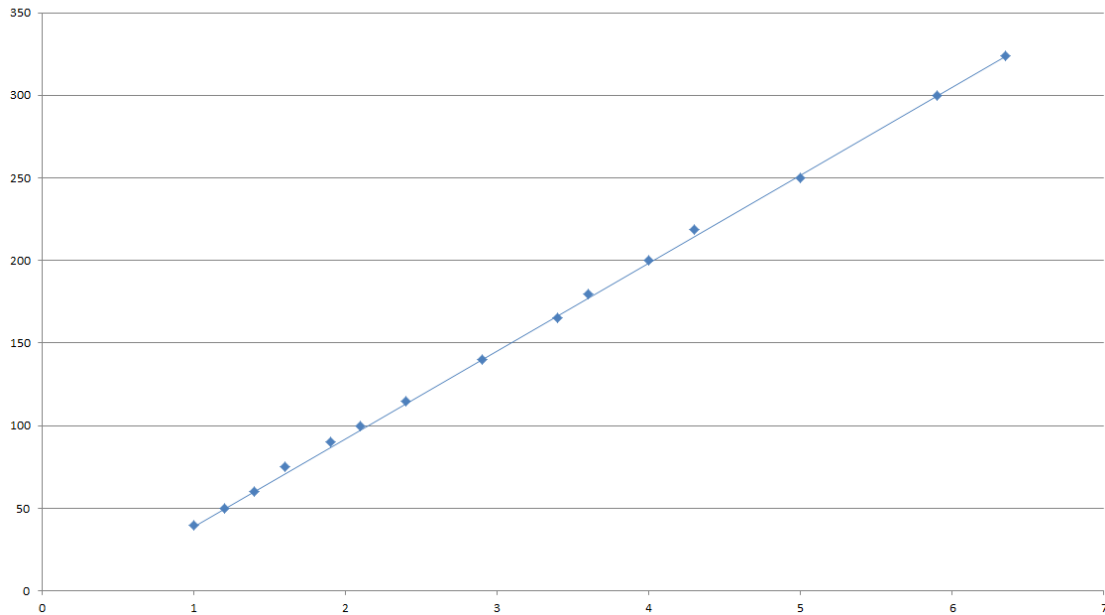
SikaSeal-626 Fire Board+
80113803
2021.10 , ver. 1
1549

Template for translation. Only for internal use

A.1.4.1 Double side penetration seal with pipes

Services	Insulation	Classification
Mild or stainless steel pipe		
40 mm diameter/1-14.2 mm wall	20 mm thick stone, mineral wool 80 kg/m ³	E 240 C/U, EI 180 C/U
40 mm diameter/1-14.2 mm wall*	30-80 mm thick stone, mineral wool min. 80 kg/m ³	
50 mm diameter/1.2-14.2 mm wall*		
60 mm diameter/1.4-14.2 mm wall*		
75 mm diameter/1.6-14.2 mm wall*		
90 mm diameter/1.9-14.2 mm wall*		
100 mm diameter/2.1-14.2 mm wall*		
115 mm diameter/2.4-14.2 mm wall*		
140 mm diameter/2.9-14.2 mm wall*		
165 mm diameter/ 3.4-14.2 mm wall*		
180 mm diameter/ 3.6-14.2 mm wall*		
200 mm diameter/ 4.0-14.2 mm wall*		
219 mm diameter/ 4.3-14.2 mm wall*		
250 mm diameter/ 5.0-14.2 mm wall*		
300 mm diameter/ 5.9-14.2 mm wall*		
324 mm diameter/ 6.35-14.2 mm wall*		

Pipe Diameter vs wall thickness



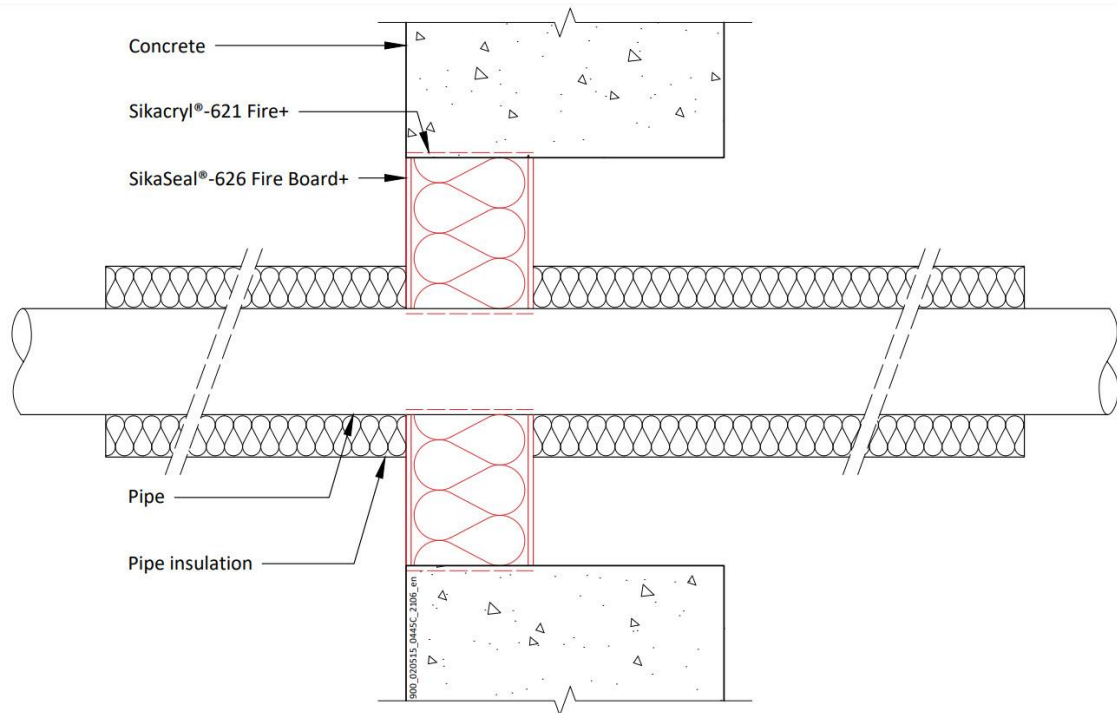
Declaration of Performance
 SikaSeal-626 Fire Board+
 80113803
 2021.10 , ver. 1
 1549

Template for translation. Only for
 internal use

A.1.5 Pipe penetration seal with 1x 60 mm thick SikaSeal-626 Fire Board+ 2-S

Penetration Seal: 1000 mm (min.)* LI (Local Interrupted), CI (Continuous Interrupted) or CS (continuous sustained) insulated metallic and composite pipes (single) fitted at any position within the aperture, with 60 mm SikaSeal-626 Fire Board+ to one side of the wall.

Construction details:



* 600 mm long insulation required for Alupex pipes

A.1.5.1 Single side penetration seal with pipes in minimum 150 mm thick walls

Services	Maximum Aperture	Insulation, minimum thickness and density	Classification
Up to 12 mm diameter Copper or steel pipe 0.9-14.2 mm wall	70 x 70 mm	20 mm Stone wool insulation 80 kg/m ³	EI 240 C/U
Up to 54 mm diameter Copper or steel pipe 0.9-14.2 mm wall	115 x 115 mm		E 240 C/U, EI 120 C/U
75 mm diameter Alupex composite pipe 7.5 mm wall	200 x 200 mm	30 mm Stone wool insulation 80 kg/m ³	EI 120 C/C
Up to 54 mm diameter Copper or steel pipe 0.9-14.2 mm wall	As section 2. 5)	20 mm Stone wool insulation 80 kg/m ³	E 240 C/U, EI 90 C/U
Up to 75 mm diameter Alupex composite pipe 7.5 mm wall		30 mm Stone wool insulation 80 kg/m ³	E 120 C/C, EI 90 C/C
325 mm diameter Steel pipe*		30 mm Stone wool insulation 80 kg/m ³	E 120 C/U, EI 90 C/U

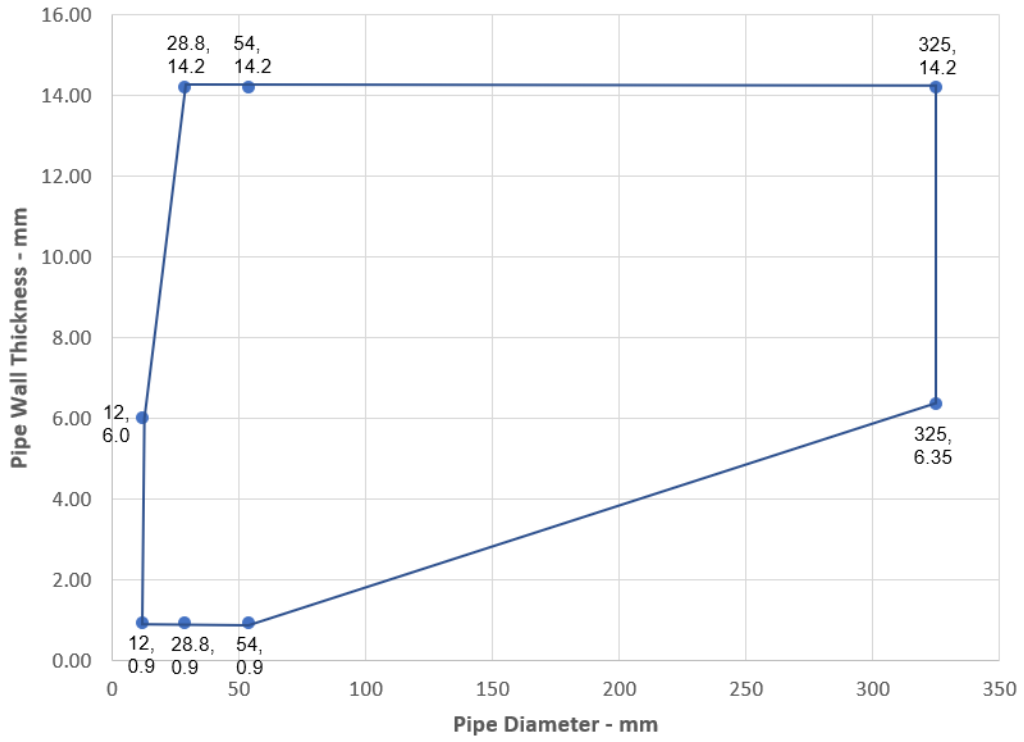
* Typical pipe diameters shown, see below graph for intermediate sizes

Declaration of Performance

SikaSeal-626 Fire Board+
80113803
2021.10 , ver. 1
1549

Template for translation. Only for internal use

Mild or Stainless Steel Pipes - E 120 C/U, EI 90 C/U



Declaration of Performance
 SikaSeal-626 Fire Board+
 80113803
 2021.10 , ver. 1
 1549

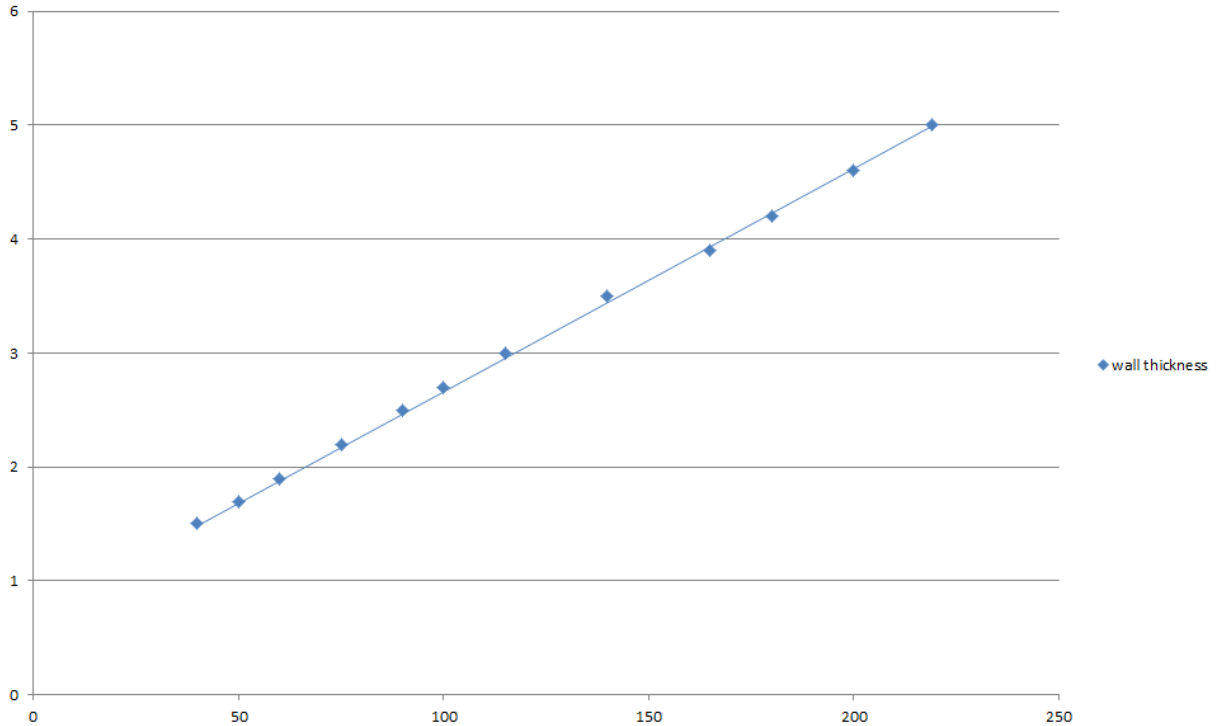
Template for translation. Only for
 internal use



Services	Maximum Aperture	Insulation, minimum thickness and density	Classification
Mild or stainless steel pipe			
40 mm diameter/1.5-14.2 mm wall*	280 x 280 mm	20 mm Stone wool insulation 80 kg/m ³	EI 240 C/U
40 mm diameter/1.5-14.2 mm wall*		30 mm Stone wool insulation 80 kg/m ³	
50 mm diameter/1.7-14.2 mm wall*			
60 mm diameter/1.9-14.2 mm wall*			
75 mm diameter/2.2-14.2 mm wall*			
90 mm diameter/2.5-14.2 mm wall*			
100 mm diameter/2.7-14.2 mm wall*			
115 mm diameter/3-14.2 mm wall*			
140 mm diameter/3.5-14.2 mm wall*			
165 mm diameter/ 3.9-14.2 mm wall*			
180 mm diameter/ 4.2-14.2 mm wall*			
200 mm diameter/ 4.6-14.2 mm wall*			
219 mm diameter/ 5.0-14.2 mm wall*			
40 mm diameter/1.5-14.2 mm wall*	As section 2. 5)	20 mm Stone wool insulation 80 kg/m ³	E 240 C/U, EI 90 C/U
50 mm diameter/1.7-14.2 mm wall*		30 mm Stone wool insulation 80 kg/m ³	
60 mm diameter/1.9-14.2 mm wall*			
75 mm diameter/2.2-14.2 mm wall*			
90 mm diameter/2.5-14.2 mm wall*			
100 mm diameter/2.7-14.2 mm wall*			
115 mm diameter/3-14.2 mm wall*			
140 mm diameter/3.5-14.2 mm wall*			
165 mm diameter/ 3.9-14.2 mm wall*			
180 mm diameter/ 4.2-14.2 mm wall*			
200 mm diameter/ 4.6-14.2 mm wall*			
219 mm diameter/ 5.0-14.2 mm wall*			

* Typical pipe diameters shown, see below graph for intermediate sizes

Pipe diameter vs Wall thickness

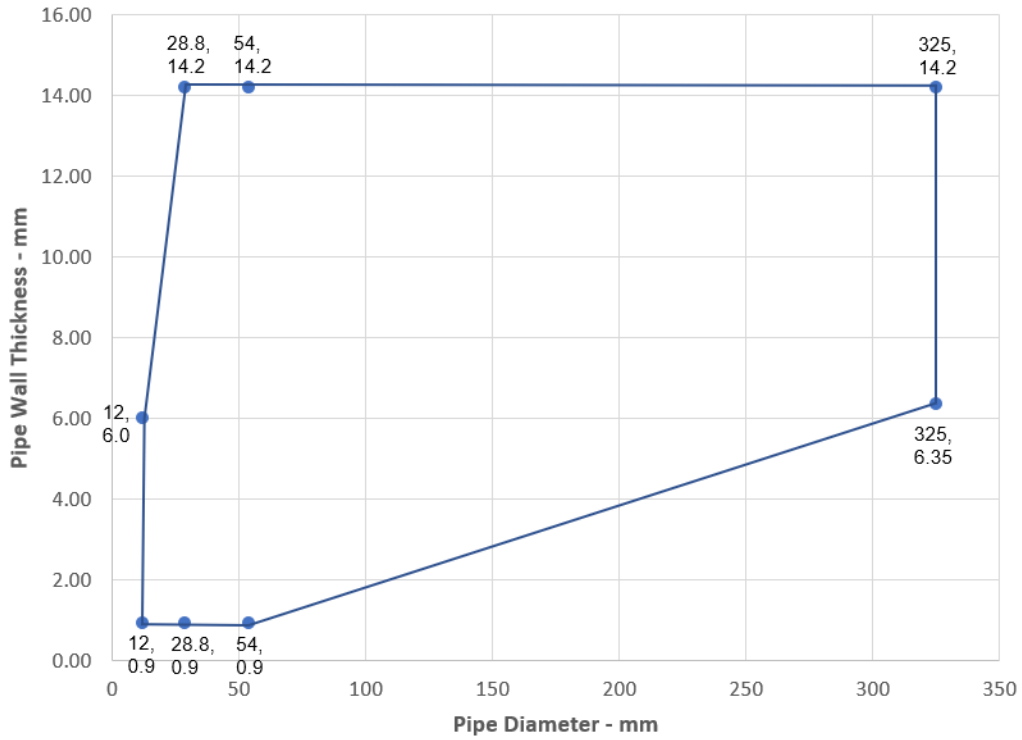


A.1.5.2 Single side penetration seal with pipes in minimum 75 mm thick walls

Services	Maximum Aperture	Insulation, minimum thickness and density	Classification
Up to 54 mm diameter Copper or steel pipe 0.9-14.2 mm wall	As section 2. 5)	20 mm Stone wool insulation 80 kg/m ³	E 120 C/U, EI 90 C/U
Up to 75 mm diameter Alupex composite pipe 7.5 mm wall		30 mm Stone wool insulation 80 kg/m ³	E 120 C/C, EI 90 C/C
325 mm diameter Steel pipe*			E 120 C/U, EI 90 C/U

* Typical pipe diameters shown, see below graph for intermediate sizes

Mild or Stainless Steel Pipes - E 120 C/U, EI 90 C/U



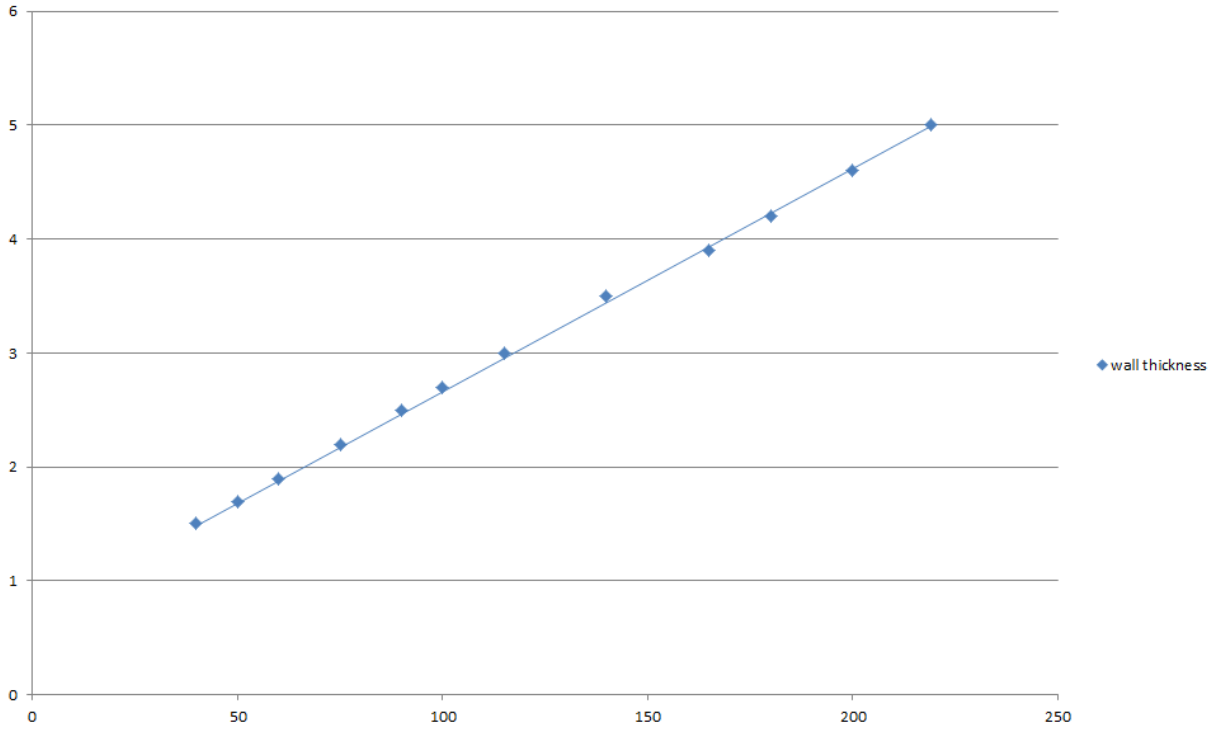
Services	Maximum Aperture	Insulation, minimum thickness and density	Classification
Mild or stainless steel pipe			
40 mm diameter/1.5-14.2 mm wall*	As section 2. 5)	20 mm Stone wool insulation 80 kg/m ³	E 120 C/U, EI 90 C/U
50 mm diameter/1.7-14.2 mm wall*		30 mm Stone wool insulation 80 kg/m ³	
60 mm diameter/1.9-14.2 mm wall*			
75 mm diameter/2.2-14.2 mm wall*			
90 mm diameter/2.5-14.2 mm wall*			
100 mm diameter/2.7-14.2 mm wall*			
115 mm diameter/3-14.2 mm wall*			
140 mm diameter/3.5-14.2 mm wall*			
165 mm diameter/ 3.9-14.2 mm wall*			
180 mm diameter/ 4.2-14.2 mm wall*			
200 mm diameter/ 4.6-14.2 mm wall*			
219 mm diameter/ 5.0-14.2 mm wall*			

* Typical pipe diameters shown, see below graph for intermediate sizes

Declaration of Performance
 SikaSeal-626 Fire Board+
 80113803
 2021.10 , ver. 1
 1549

Template for translation. Only for internal use

Pipe diameter vs Wall thickness



Declaration of Performance
SikaSeal-626 Fire Board+
80113803
2021.10 , ver. 1
1549

102/178

Template for translation. Only for
internal use

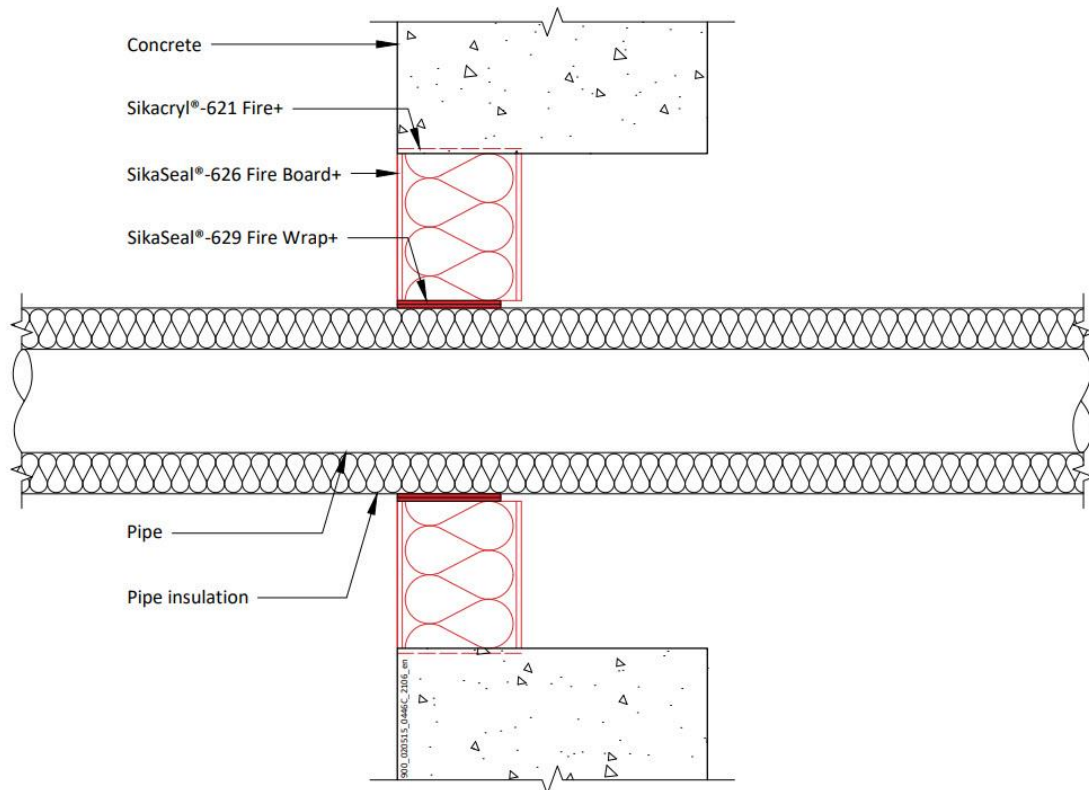
BUILDING TRUST



A.1.6 Pipe penetration seal with 1x SikaSeal-626 Fire Board+ 2-S

Penetration Seal: CS (Continuous Sustained) insulated metallic pipes fitted at any position within the aperture, with 60 mm SikaSeal-626 Fire Board+ 2-S to either side of the wall (or anywhere in between). SikaSeal-629 Fire Wrap+ are required to be fitted around combustible pipe insulation.

Construction details:



A.1.6.1 Single side penetration seal with pipes in minimum 150 mm thick walls

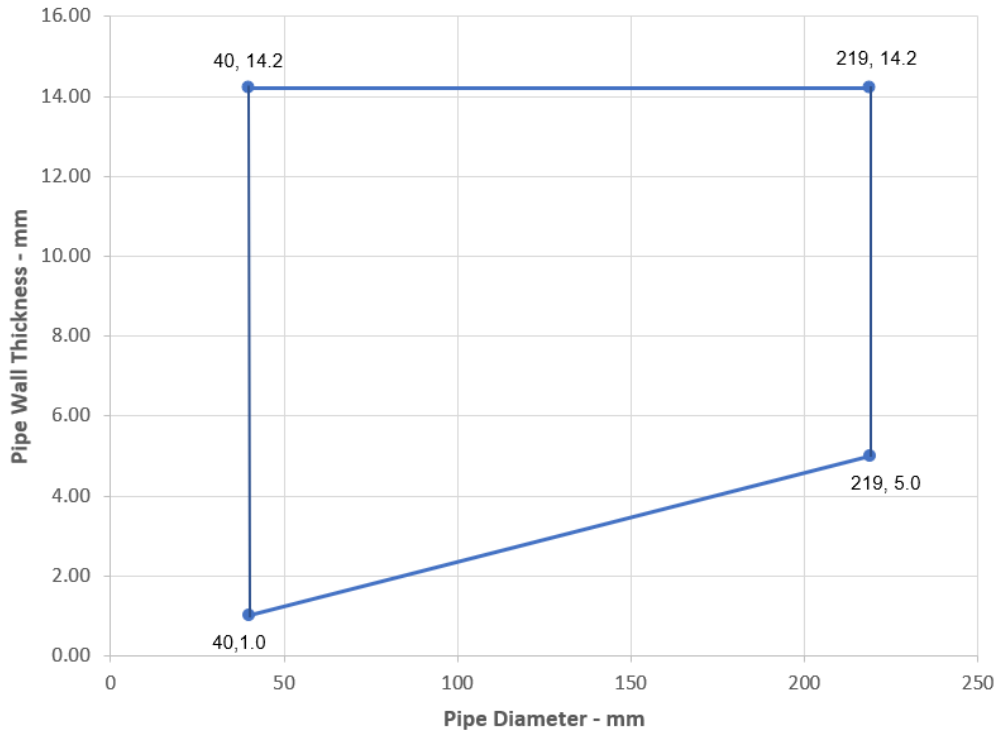
Services	Wrap	Insulation	Classification
Mild or stainless steel pipe			
165 mm diameter/ 4.5-14.2 mm wall	50 x 1.8 mm SikaSeal-629 Fire Wrap+ fitted centrally	9-25 mm elastomeric insulation min. class B-s3, d0	E 120 U/C, E 120 C/U, E 120 C/C, EI 45 U/C, EI 45 C/U, EI 45 C/C
40-219 mm diameter*	Not required	30 mm stone wool min. 80 kg/m ³	E 240 U/C, E 240 C/U, E 240 C/C, EI 60 U/C, EI 60 C/U, EI 60 C/C
40-219 mm diameter*		30-50 mm stone wool min. 80 kg/m ³	E 180 U/C, E 180 C/U, E 180 C/C, EI 60 U/C, EI 60 C/U, EI 60 C/C
40-325 mm diameter*		50 mm stone wool min. 80 kg/m ³	E 180 U/C, E 180 C/U, E 180 C/C, EI 60 U/C, EI 60 C/U, EI 60 C/C

* Typical pipe diameters shown, see below graph for intermediate sizes

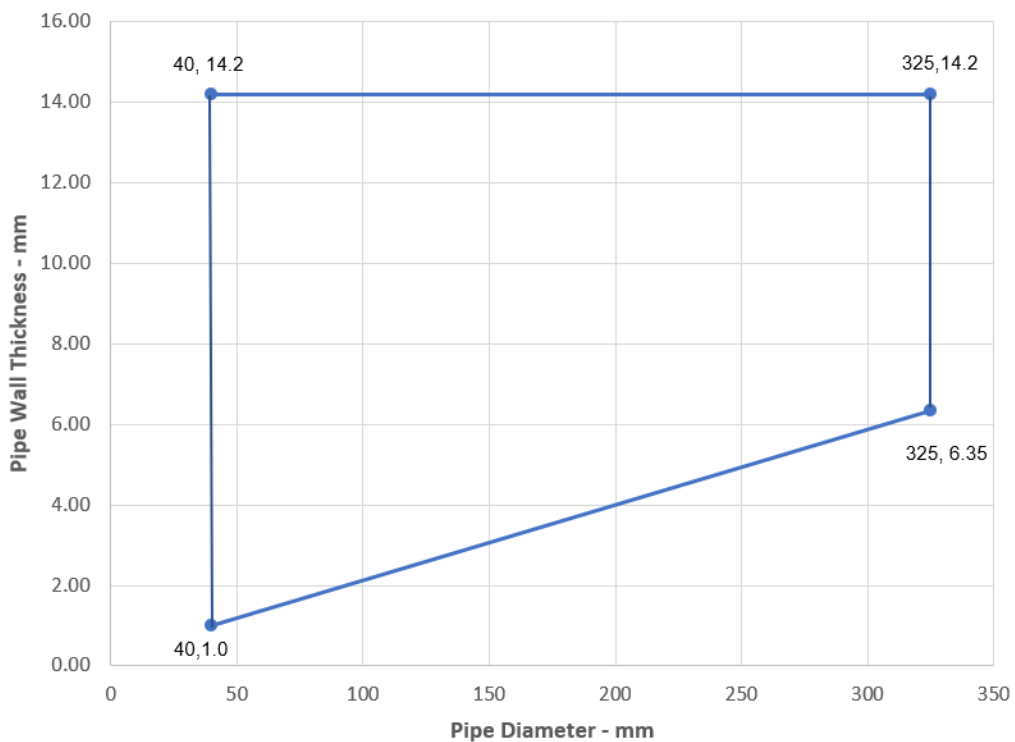
Declaration of Performance
SikaSeal-626 Fire Board+
80113803
2021.10, ver. 1
1549

Template for translation. Only for internal use

Pipe diameter vs Wall thickness



Pipe diameter vs Wall thickness



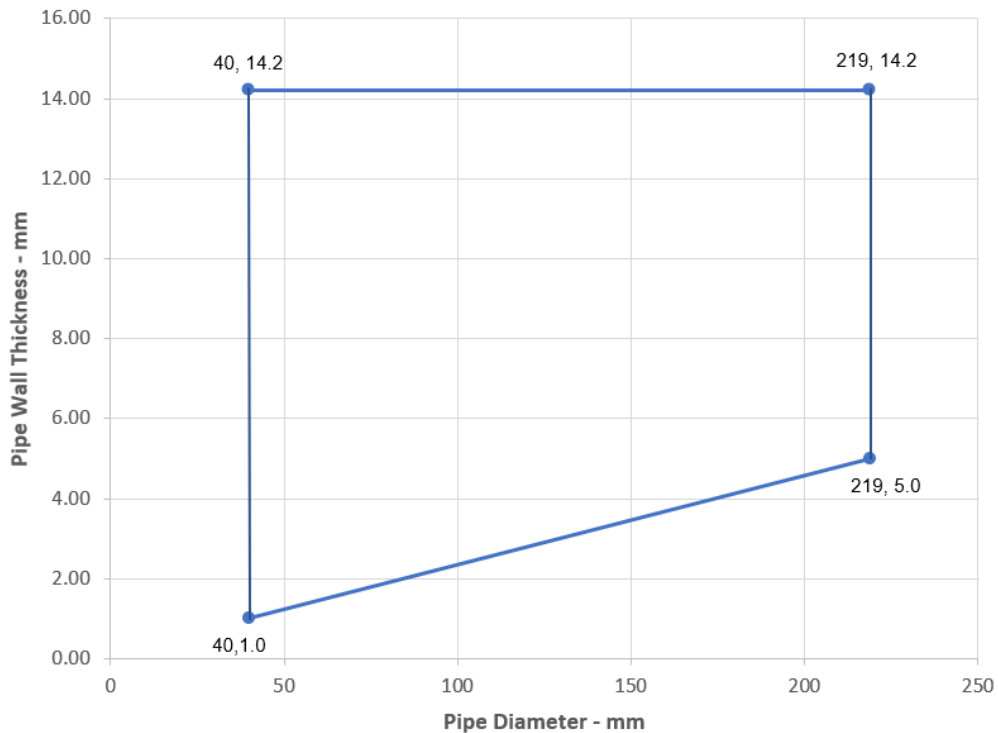
A.1.6.2 Single side penetration seal with pipes in minimum 75 mm thick walls

Single side penetration seal with pipes

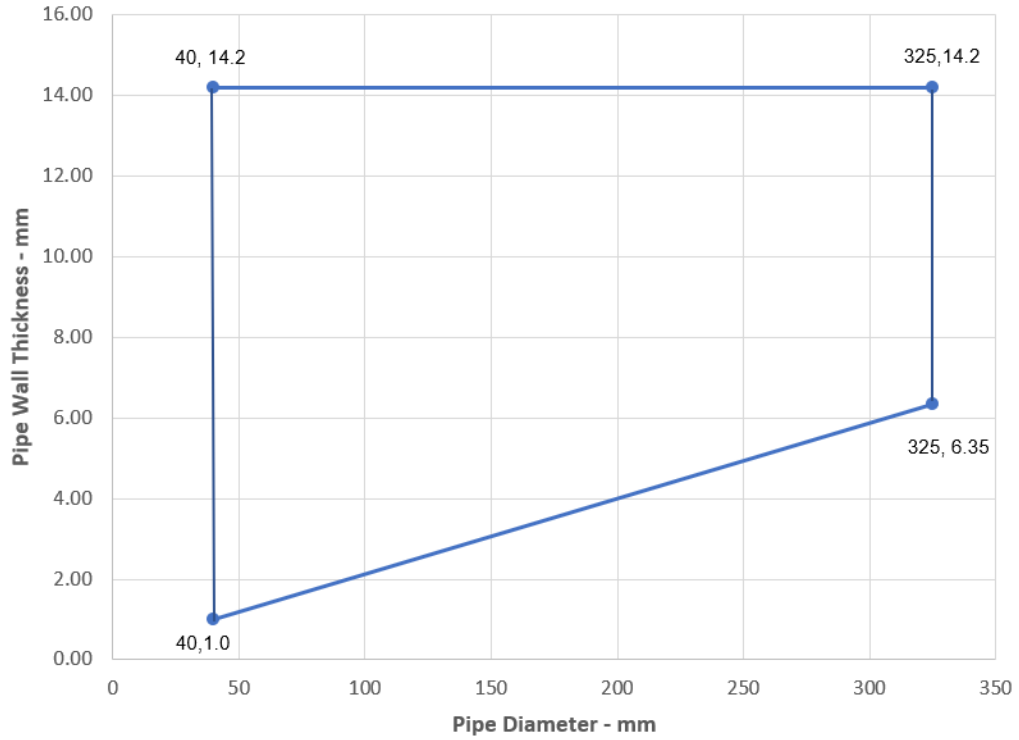
Services	Wrap	Insulation	Classification
Mild or stainless steel pipe			
165 mm diameter/ 4.5-14.2 mm wall	50 x 1.8 mm SikaSeal-629 Fire Wrap+ fitted centrally	9-25 mm elastomeric insulation min. class B-s3, d0	E 120 U/C, E 120 C/U, E 120 C/C, EI 45 U/C, EI 45 C/U, EI 45 C/C
40-219 mm diameter*	Not required	30-50 mm stone wool min. 80 kg/m ³	E 120 U/C, E 120 C/U, E 120 C/C, EI 60 U/C, EI 60 C/U, EI 60 C/C
40-325 mm diameter*		50 mm stone wool min. 80 kg/m ³	E 120 U/C, E 120 C/U, E 120 C/C, EI 60 U/C, EI 60 C/U, EI 60 C/C

* Typical pipe diameters shown, see below graph for intermediate sizes

Pipe diameter vs Wall thickness



Pipe diameter vs Wall thickness



Declaration of Performance
SikaSeal-626 Fire Board+
80113803
2021.10 , ver. 1
1549

106/178

Template for translation. Only for
internal use

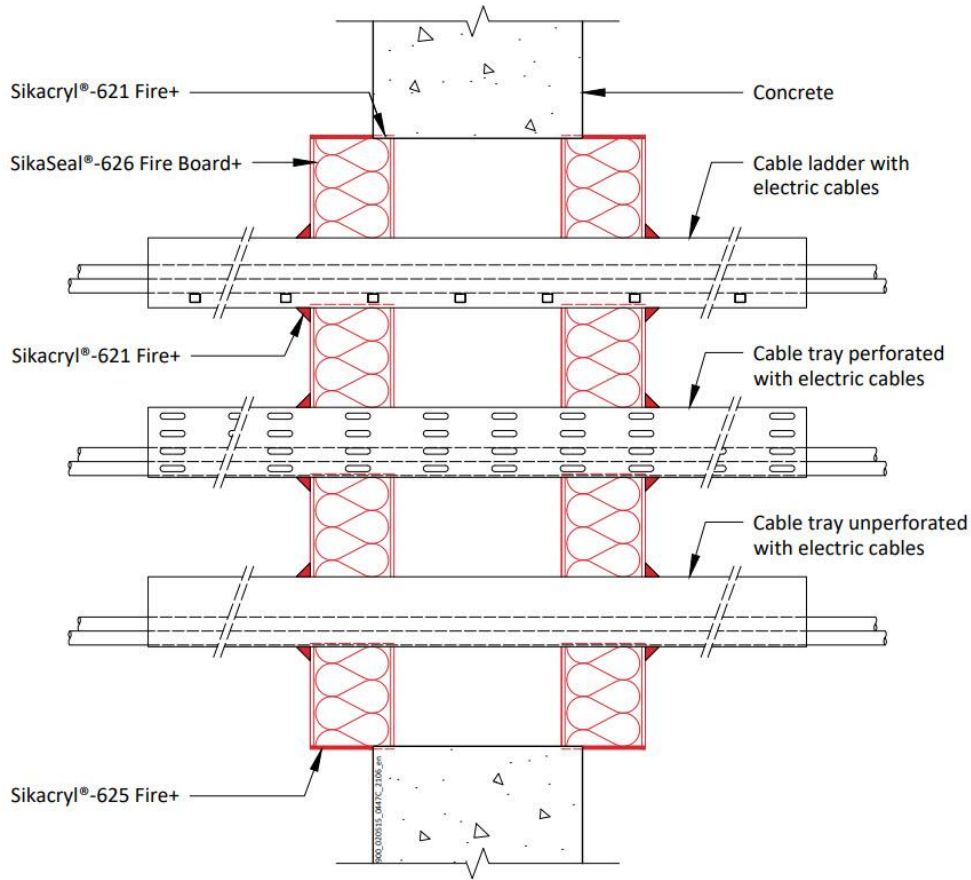
BUILDING TRUST



A.1.7 SikaSeal-626 Fire Board+ 60 mm 2-S penetration seal (protruding) blank and with cables, in rigid wall min. 150 mm thick

Penetration Seal: Cables fitted at any position within the aperture, with 60 mm SikaSeal-626 Fire Board+ 2-S to both sides of the wall. Boards to be separated by minimum 90 mm.

Construction details:



A.1.7.1 Two side penetration seal with cables

Services	Maximum aperture	Classification
None (blank)	600 mm wide x 600 mm high	E 240, EI 180
Single or bundled electrical cables up to 21 mm Ø, with or without trays		E 240, EI 120
Electrical cables up to 80 mm Ø (single, bundled and on trays)		E 240, EI 60
Cables up to 21mm Ø in tied bundles up to 100mm Ø		EI 240
Steel cable trays & ladders		E 240, EI 180
Non-Sheathed wires up to 17 mm Ø		E 240, EI 180
Non-Sheathed wires up to 24 mm Ø		E 240, EI 90

Declaration of Performance

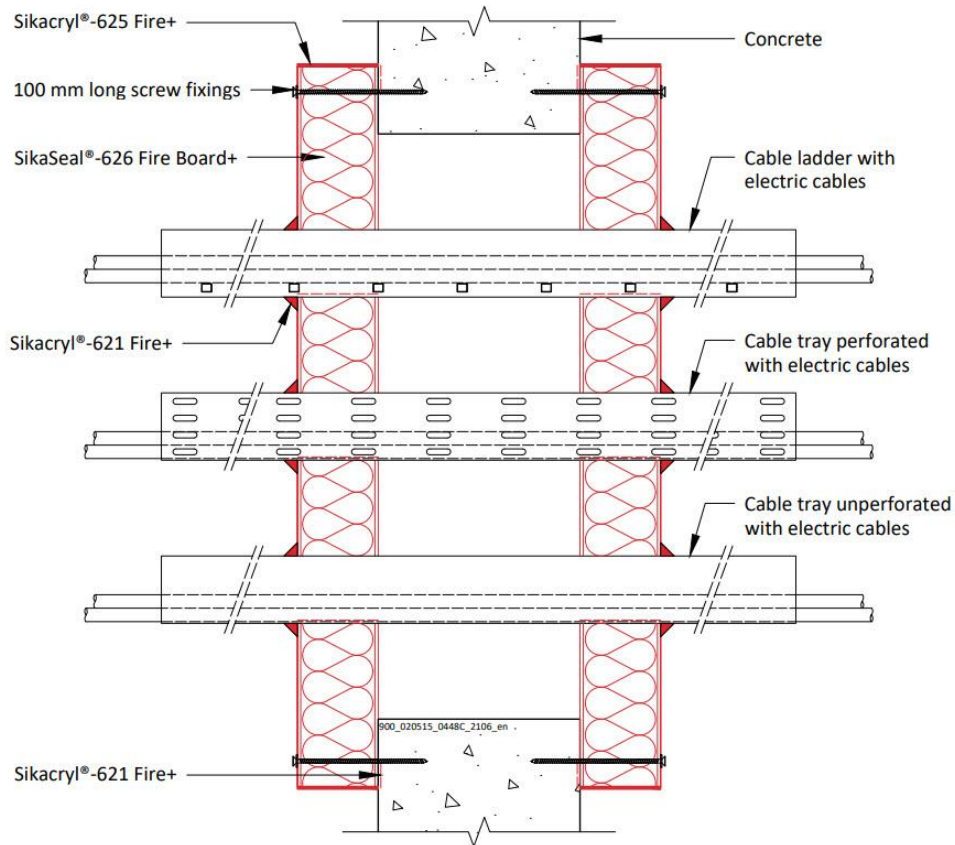
SikaSeal-626 Fire Board+
80113803
2021.10 , ver. 1
1549

Template for translation. Only for internal use

A.1.8 SikaSeal-626 Fire Board+ 60 mm 2-S penetration seal (pattress) blank and with cables, in rigid wall min. 150 mm thick

Penetration Seal: Cables fitted at any position within the aperture, with 60 mm SikaSeal-626 Fire Board+ 2-S to both sides of the wall. Boards to be pattress fixed with 100 mm steel screws and penny washers at 350 mm centres and with a minimum 50 mm overlap around the opening.

Construction details:



A.1.8.1 Two side penetration seal with cables

Services	Maximum aperture	Classification
None (blank)	600 mm wide x 600 mm high	E 240, EI 180
Single or bundled electrical cables up to 50 mm \varnothing , with or without trays		E 240, EI 90
Single or bundled electrical cables up to 80 mm \varnothing (single, bundled and on trays)		E 240, EI 60
Cables up to 21mm \varnothing in tied bundles up to 100mm \varnothing		EI 240
Steel cable trays & ladders		E 240, EI 180
Non-Sheathed wires up to 24 mm \varnothing		E 240, EI 120

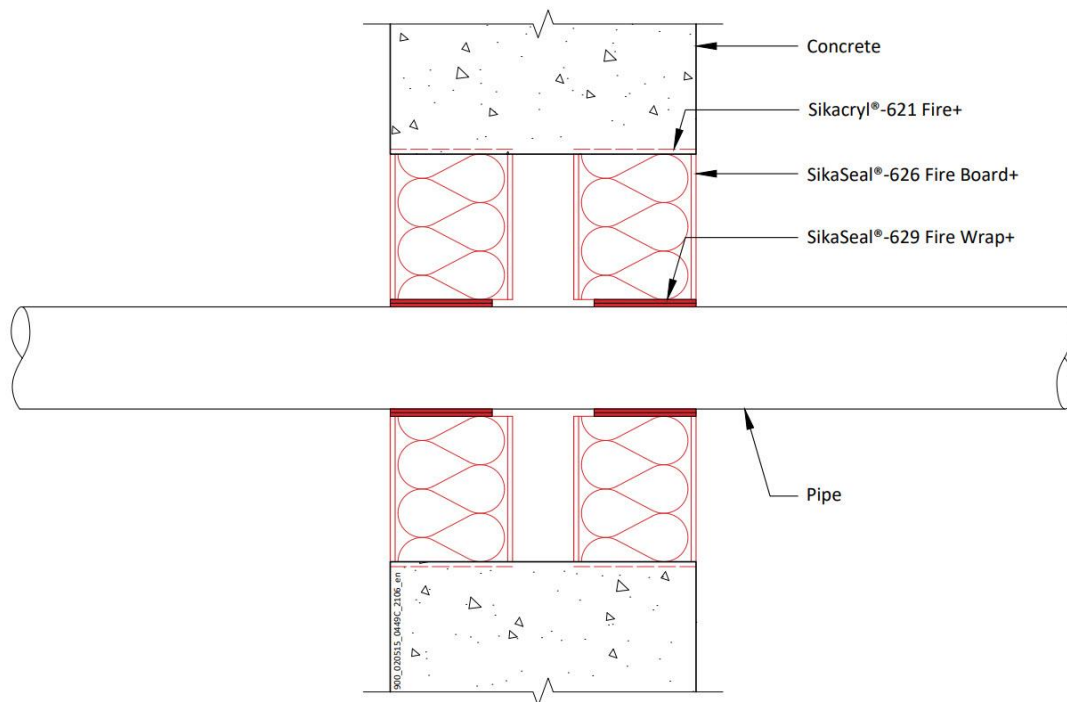
Declaration of Performance
 SikaSeal-626 Fire Board+
 80113803
 2021.10 , ver. 1
 1549

Template for translation. Only for internal use

A.1.9 Penetration seal with 2x SikaSeal-626 Fire Board+ 2-S

Penetration Seal: Plastic pipes fitted at any position within the aperture, with 60 mm SikaSeal-626 Fire Board+ 2-S to both sides of the wall. SikaSeal-629 Fire Wrap+ are required to be fitted around pipes. Min. 30 mm separation between pipes in minimum 150 mm thick walls.

Construction details:



A.1.9.1 Double side penetration seal with pipes

Services	Wrap	Classification
PVC-U pipe according to EN 1329-1, EN 1452-1 and EN 1453-1 and PVC-C according to EN 1566-1		
Up to 32 mm diameter / 1.0-2.4 mm wall [^]	None	EI 240 U/C
Up to 40 mm diameter / 1.9-3.0 mm wall	50 x 1.8 mm	
Up to 110 mm diameter / 2.7-6.6 mm wall	50 x 3.6 mm	
Up to 125 mm diameter / 4.7-7.4 mm wall	50 x 7.2 mm	
Up to 160 mm diameter / 4.0-9.5 mm wall*	50 x 10.8 mm	
Up to 200 mm diameter / 4.9-11.9 mm wall*	75 x 10.8 mm	EI 180 C/C
Up to 315 mm diameter/7.7-12.1 mm wall thickness*#	75 x 18 mm	EI 120 C/C
Up to 400 mm diameter/9.8-15.3 mm wall thickness*#	75 x 28.8 mm	EI 120 C/C
Diameter up to 32 mm \varnothing , wall thickness 1.0-2.4 mm in pipe bundles up to 107 mm \varnothing ¹⁾	50 x 3.6 mm	EI 240 U/C
PE pipe according to EN 1519-1, EN 12201-2 and EN 12666-1, ABS according to EN 1455-1 and pipes made from SAN+PVC according to EN 1565-1		
Up to 40 mm diameter / 2.4-4.6 mm wall	50 x 1.8 mm	EI 240 U/C
Up to 110 mm diameter / 3.4-10.0 mm wall	50 x 3.6 mm	
Up to 125 mm diameter / 3.9-7.4 mm wall	50 x 7.2 mm	
Up to 160 mm diameter / 4.9-9.5 mm wall	50 x 10.8 mm	
Up to 200 mm diameter / 4.9-18.2 mm wall	75 x 10.8 mm	EI 180 C/C
Up to 315 mm diameter / 28.6 mm wall	75 x 18.0 mm	E 180 C/C, EI 120 C/C
Up to 400 mm diameter / 36.3 mm wall	75 x 28.8 mm	EI 120 C/C
Diameter up to 32 mm \varnothing , wall thickness 2.0-4.4 mm in pipe bundles up to 107 mm \varnothing ¹⁾	50 x 3.6 mm	EI 240 C/U

Declaration of Performance

SikaSeal-626 Fire Board+
80113803
2021.10, ver. 1
1549

Template for translation. Only for
internal use

Services	Wrap	Classification
PP pipe according to EN 1451-1		
Up to 40 mm diameter / 1.8-5.5 mm wall	50 x 1.8 mm	EI 240 U/C
Up to 110 mm diameter / 2.7-10.0 mm wall	50 x 3.6 mm	EI 240 C/C
Up to 125 mm diameter / 3.1-11.4 mm wall	50 x 7.2 mm	
Up to 160 mm diameter / 4.9-14.6 mm wall	50 x 10.8 mm	
Up to 200 mm diameter / 4.9-18.2 mm wall	75 x 10.8 mm	EI 180 C/C
Diameter up to 32 mm \emptyset , wall thickness 1.8-4.4 mm in pipe bundles up to 107 mm \emptyset ¹⁾	50 x 3.6 mm	EI 240 C/U

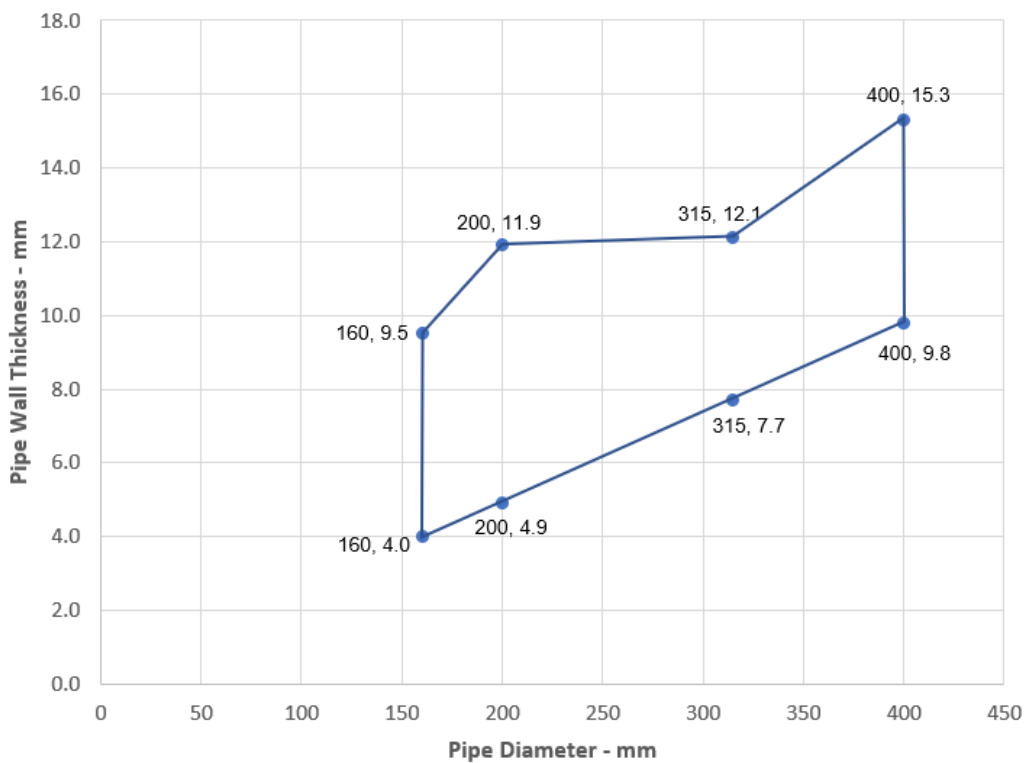
¹⁾ PVC, PE and PP pipes can be mixed in the same bundle.

* Typical pipe diameters shown, see below graph for intermediate sizes.

Configuration 1 & 2

^Sealed with a bead of Sikacryl-621 Fire+ applied flush to the pipe and batt on the outer faces of the board

PVC-U Pipes - EI 120 C/C



Declaration of Performance

SikaSeal-626 Fire Board+
80113803
2021.10, ver. 1
1549

110/178

Template for translation. Only for
internal use

BUILDING TRUST

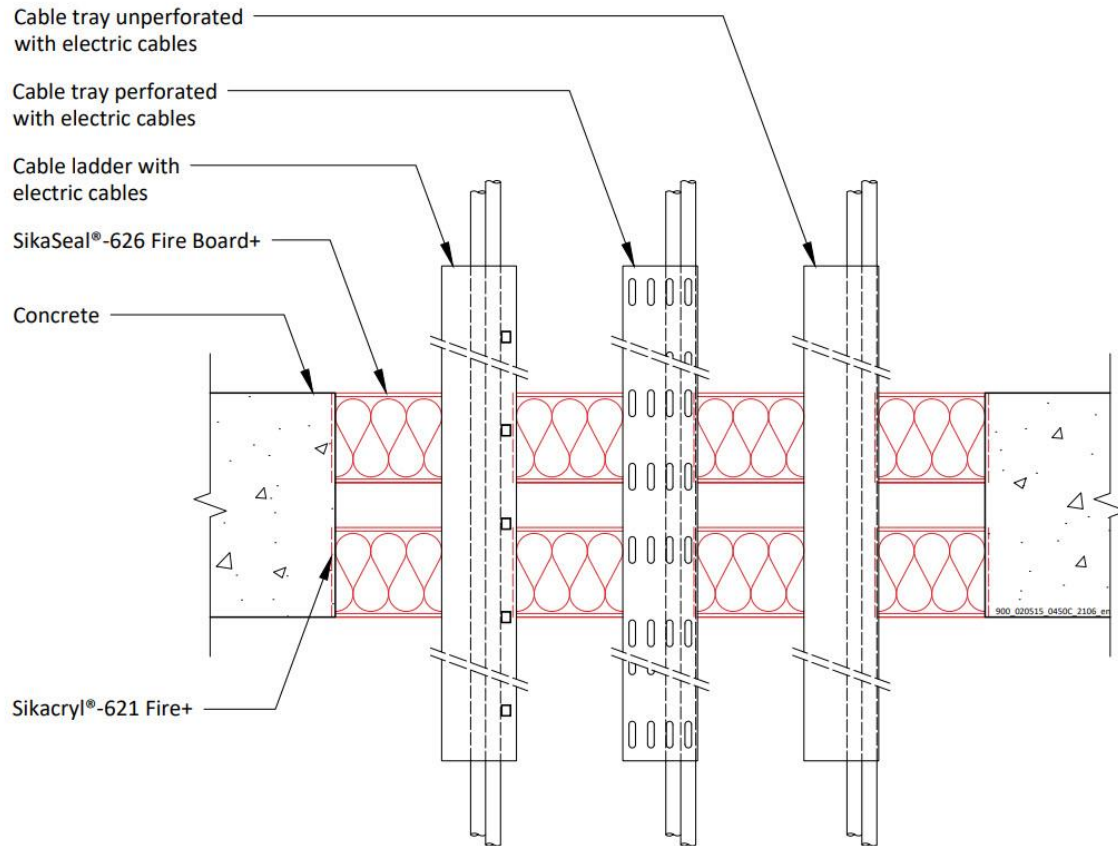


A.2 Rigid floor constructions according to 2. 2) with floor thickness of minimum 150 mm

A.2.1 Cable penetration seal with 2x SikaSeal-626 Fire Board+ 2-S

Penetration Seal: Cables fitted at any position within the aperture, with 60 mm SikaSeal-626 Fire Board+ 2-S to both sides of the floor.

Construction details:



A.2.1.1 Double side penetration seal with cables

Services	Maximum aperture	Classification
None (blank)	1200 x 600 mm	EI 180
None (blank)	2400 mm x 1200 mm	E 180, EI 120
Electrical cables up to 21 mm \varnothing (single, bundled and on trays)		EI 120
Electrical cables up to 80 mm \varnothing (single, bundled and on trays)		E 120, EI 60
Cables up to 21mm \varnothing in tied bundles up to 100mm \varnothing		EI 120
Steel cable trays & ladders		E 120, EI 60
Non-sheathed wires up to 24 mm \varnothing		E 180, EI 45
Plastic conduits up to 16 mm \varnothing		E 120 C/U, E 120 C/C, EI 90 C/U, EI 90 C/C

Declaration of Performance

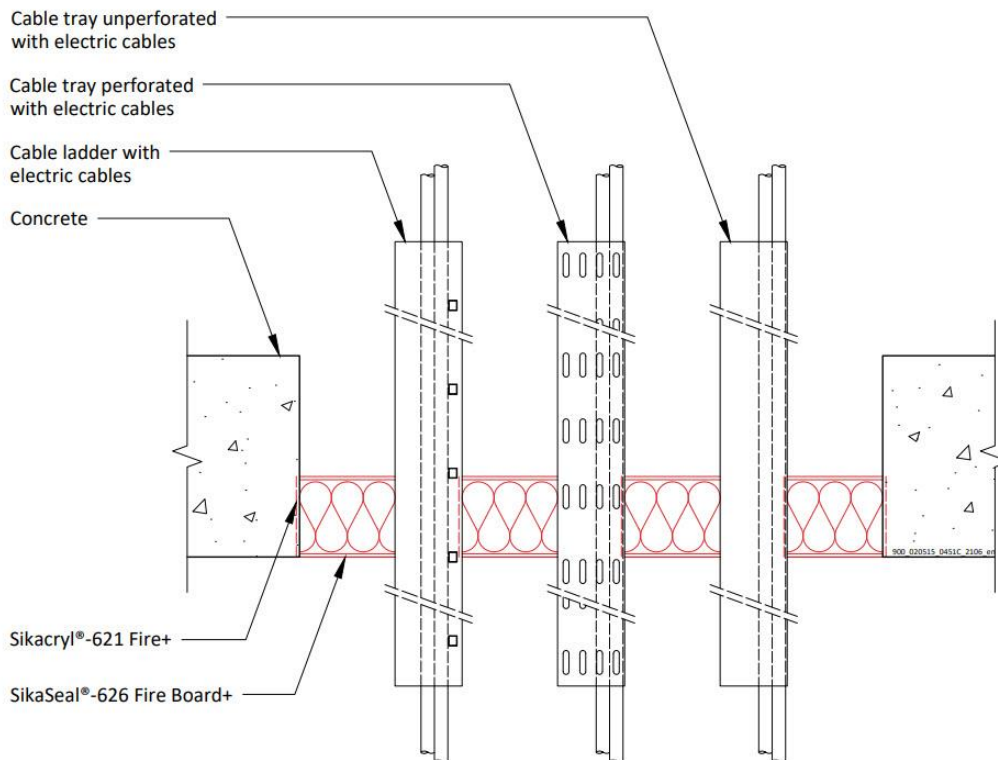
SikaSeal-626 Fire Board+
80113803
2021.10 , ver. 1
1549

Template for translation. Only for internal use

A.2.2 Cable penetration seal with 1x SikaSeal-626 Fire Board+ 2-S

Penetration Seal: Cables fitted at any position within the aperture, with SikaSeal-626 Fire Board+ 2-S positioned to either face of the floor (or anywhere in between).

Construction details:



A.2.2.1 Single side penetration seal with cables

Services	Maximum aperture	Classification
None (blank)	1200 x 600 mm	E 240, EI 120
None (blank)	2400 mm x 1200 mm	E 120, EI 90
Single* electrical cables up to 21 mm \varnothing		E 120, EI 30
Single* electrical cables up to 21 mm \varnothing	600 mm x 1200 mm	E 240, EI 30
Electrical cables up to 21 mm \varnothing (single, bundled and on trays)	2400 mm x 1200 mm	E 90, EI 45
Electrical cables up to 80 mm \varnothing (single, bundled and on trays)		E 90, EI 30
Cables up to 21mm \varnothing in tied bundles up to 100mm \varnothing		EI 45
Steel cable trays & ladders		EI 45
Non-sheathed wires up to 17 mm \varnothing		E 45, EI 30
Non-sheathed wires up to 24 mm \varnothing		E 45, EI 20
Plastic conduits up to 16 mm \varnothing		EI 45 C/U, EI 45 C/C
Steel or copper conduit up to 16 mm \varnothing		E 45 C/U, EI 15 C/U

Declaration of Performance

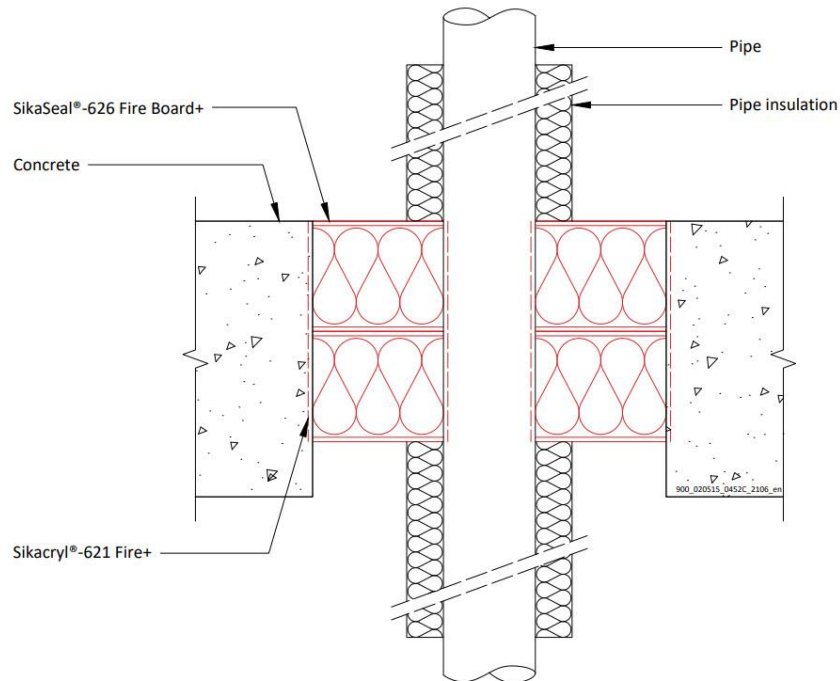
SikaSeal-626 Fire Board+
80113803
2021.10, ver. 1
1549

Template for translation. Only for
internal use

A.2.3 Pipe penetration seal with 2x SikaSeal-626 Fire Board+ 2-S

Penetration Seal: 1000 mm (min.) LI (Local Interrupted) or CI (Continuous Interrupted) insulated metallic pipes (single) fitted at any position within the aperture, with 2 layers of 60 mm SikaSeal-626 Fire Board+ 2-S together within the floor.

Construction details:



Declaration of Performance
SikaSeal-626 Fire Board+
80113803
2021.10 , ver. 1
1549

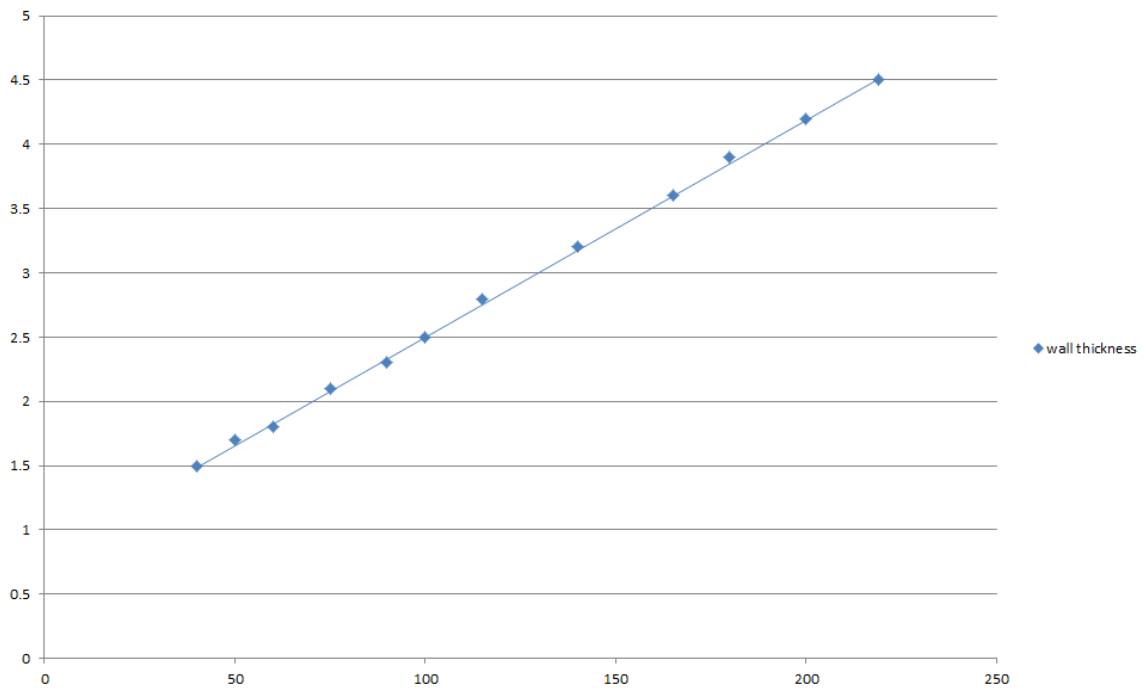
Template for translation. Only for
internal use

A.2.3.1 Two layer penetration seal with pipes

Services	Maximum aperture	Insulation, minimum thickness and density	Classification
Mild or stainless steel pipe			
40 mm diameter/1.5-14.2 mm wall*	1200 x 600 mm	20 mm Stone wool insulation 80 kg/m ³	EI 180 C/U
40 mm diameter/1.5-14.2 mm wall*	280 x 280 mm		EI 240 C/U
40 mm diameter/1.5-14.2 mm wall*	2400 x 1200 mm		E 180 C/U, EI 120 C/U
40 mm diameter/1.5-14.2 mm wall*		30 mm Stone wool insulation 80 kg/m ³	E 180 C/U, EI 60 C/U
50 mm diameter/1.7-14.2 mm wall*			
60 mm diameter/1.8-14.2 mm wall*			
75 mm diameter/2.1-14.2 mm wall*			
90 mm diameter/2.3-14.2 mm wall*			
100 mm diameter/2.5-14.2 mm wall*			
115 mm diameter/2.8-14.2 mm wall*			
140 mm diameter/3.2-14.2 mm wall*			
165 mm diameter/ 3.6-14.2 mm wall*			
180 mm diameter/ 3.9-14.2 mm wall*			
200 mm diameter/ 4.2-14.2 mm wall*			
219 mm diameter/ 4.5-14.2 mm wall*			

* Typical pipe diameters shown, see below graph for intermediate sizes

Pipe diameter vs Wall thickness



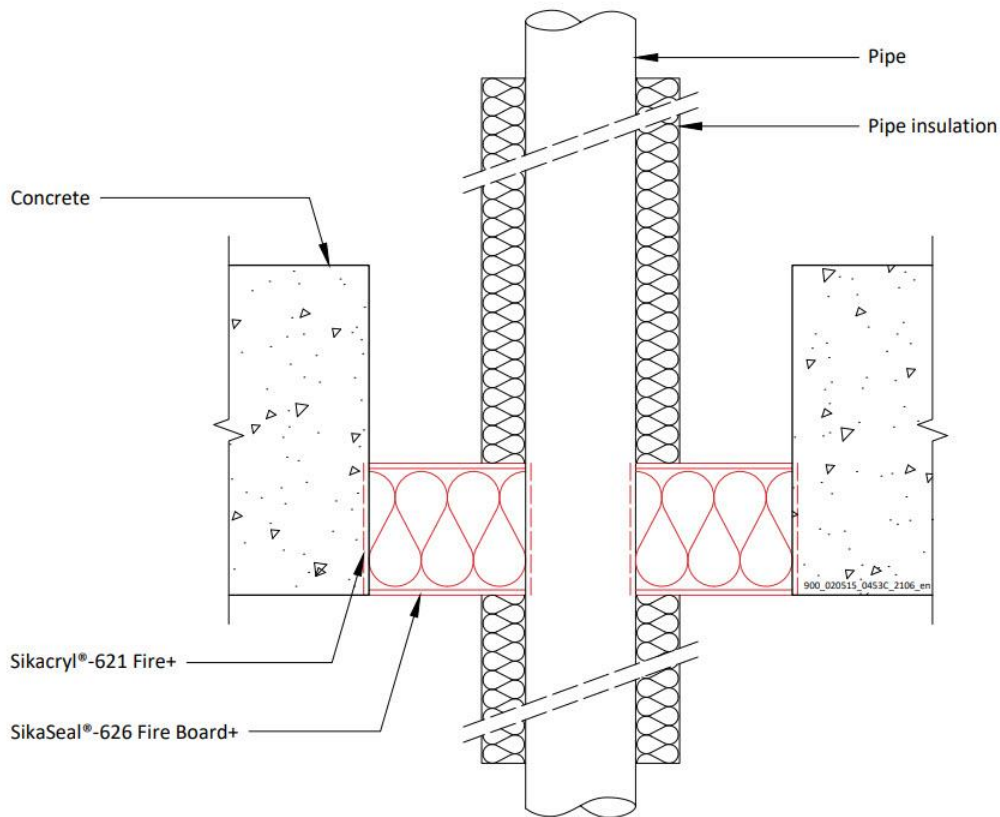
Declaration of Performance
 SikaSeal-626 Fire Board+
 80113803
 2021.10 , ver. 1
 1549

Template for translation. Only for
 internal use

A.2.4 Pipe penetration seal with 1x SikaSeal-626 Fire Board+ 2-S

Penetration Seal: 1000 mm (min.)* LI (Local Interrupted) or CI (Continuous Interrupted) insulated metallic pipes (single) fitted at any position within the aperture, with 60 mm SikaSeal-626 Fire Board+ 2-S to either side of the floor (or anywhere in between).

Construction details:



A.2.4.1 Single side penetration seal with pipes

Services	Maximum Aperture	Insulation, minimum thickness and density	Classification
Up to 12 mm diameter Copper pipe 0.9-14.2 mm wall	1200 x 600 mm	20 mm Stone wool insulation 80 kg/m ³	E 240 C/U, EI 45 C/U
Up to 54 mm diameter Copper pipe 0.9-14.2 mm wall	1200 x 600 mm 2400 mm x 1200 mm		E 240 C/U E 120 C/U
114 mm diameter mild or stainless steel pipe 11-14.2 mm wall	600 x 1200 mm	None	E 240 C/C, EI 20 C/C
	2400 mm x 1200 mm		E 120 C/C, EI 20 C/C

Declaration of Performance
SikaSeal-626 Fire Board+
80113803
2021.10 , ver. 1
1549

Template for translation. Only for internal use

Services	Maximum Aperture	Insulation, minimum thickness and density	Classification
Mild or stainless steel pipe			
40 mm diameter/1.5-14.2 mm wall*	600 x 1200 mm	20 mm Stone wool insulation 80 kg/m ³	E 240 C/U, EI 60 C/U
40 mm diameter/1.5-14.2 mm wall*		30 mm Stone wool insulation 80 kg/m ³	E 240 C/U, EI 90 C/U
50 mm diameter/1.7-14.2 mm wall*			
60 mm diameter/1.8-14.2 mm wall*			
75 mm diameter/2.1-14.2 mm wall*			
90 mm diameter/2.3-14.2 mm wall*			
100 mm diameter/2.5-14.2 mm wall*			
115 mm diameter/2.8-14.2 mm wall*			
140 mm diameter/3.2-14.2 mm wall*			
165 mm diameter/ 3.6-14.2 mm wall*			
180 mm diameter/ 3.9-14.2 mm wall*			
200 mm diameter/ 4.2-14.2 mm wall*			
219 mm diameter/ 4.5-14.2 mm wall*			
40 mm diameter/1.5-14.2 mm wall*	2400 mm wide by 1200 mm high	20 mm Stone wool insulation 80 kg/m ³	E 120 C/U, EI 60 C/U
40 mm diameter/1.5-14.2 mm wall*		30 mm Stone wool insulation 80 kg/m ³	E 120 C/U, EI 90 C/U
50 mm diameter/1.7-14.2 mm wall*			
60 mm diameter/1.8-14.2 mm wall*			
75 mm diameter/2.1-14.2 mm wall*			
90 mm diameter/2.3-14.2 mm wall*			
100 mm diameter/2.5-14.2 mm wall*			
115 mm diameter/2.8-14.2 mm wall*			
140 mm diameter/3.2-14.2 mm wall*			
165 mm diameter/ 3.6-14.2 mm wall*			
180 mm diameter/ 3.9-14.2 mm wall*			
200 mm diameter/ 4.2-14.2 mm wall*			
219 mm diameter/ 4.5-14.2 mm wall*			

* Typical pipe diameters shown, see below graph for intermediate sizes

Declaration of Performance

SikaSeal-626 Fire Board+
80113803
2021.10 , ver. 1
1549

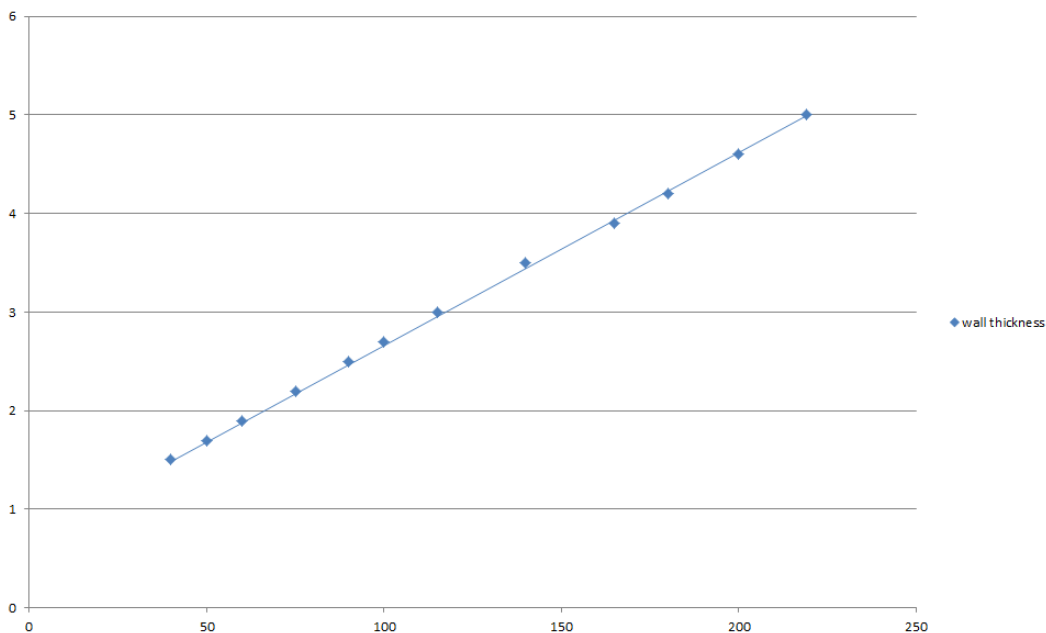
116/178

Template for translation. Only for internal use

BUILDING TRUST



Pipe diameter vs Wall thickness



Services	Maximum Aperture	Insulation (minimum)	Classification
Geberit Mepla MLC (PE-Xb/Aluminium/PE-HD pipe)			
16 mm diameter/2.25 mm wall	75 x 75 mm	500 mm long, 20 mm Stone wool insulation 80 kg/m ³	E 240 C/C, EI 180 C/C
16 mm diameter/2.25 mm wall			E 240 C/C, EI 90 C/C
20 mm diameter/2.5 mm wall			
26 mm diameter/3 mm wall			
32 mm diameter/3 mm wall			
40 mm diameter/3.5 mm wall			
50 mm diameter/4 mm wall			
63 mm diameter/4.5 mm wall			
75 mm diameter/4.7 mm wall			
16 mm diameter/2.25 mm wall	2400 mm x 1200 mm	500 mm long, 20 mm Stone wool insulation 80 kg/m ³	E 120 C/C, EI 90 C/C
20 mm diameter/2.5 mm wall			
26 mm diameter/3 mm wall			
32 mm diameter/3 mm wall			
40 mm diameter/3.5 mm wall			
50 mm diameter/4 mm wall			
63 mm diameter/4.5 mm wall			
75 mm diameter/4.7 mm wall			

Declaration of Performance

SikaSeal-626 Fire Board+
80113803
2021.10 , ver. 1
1549

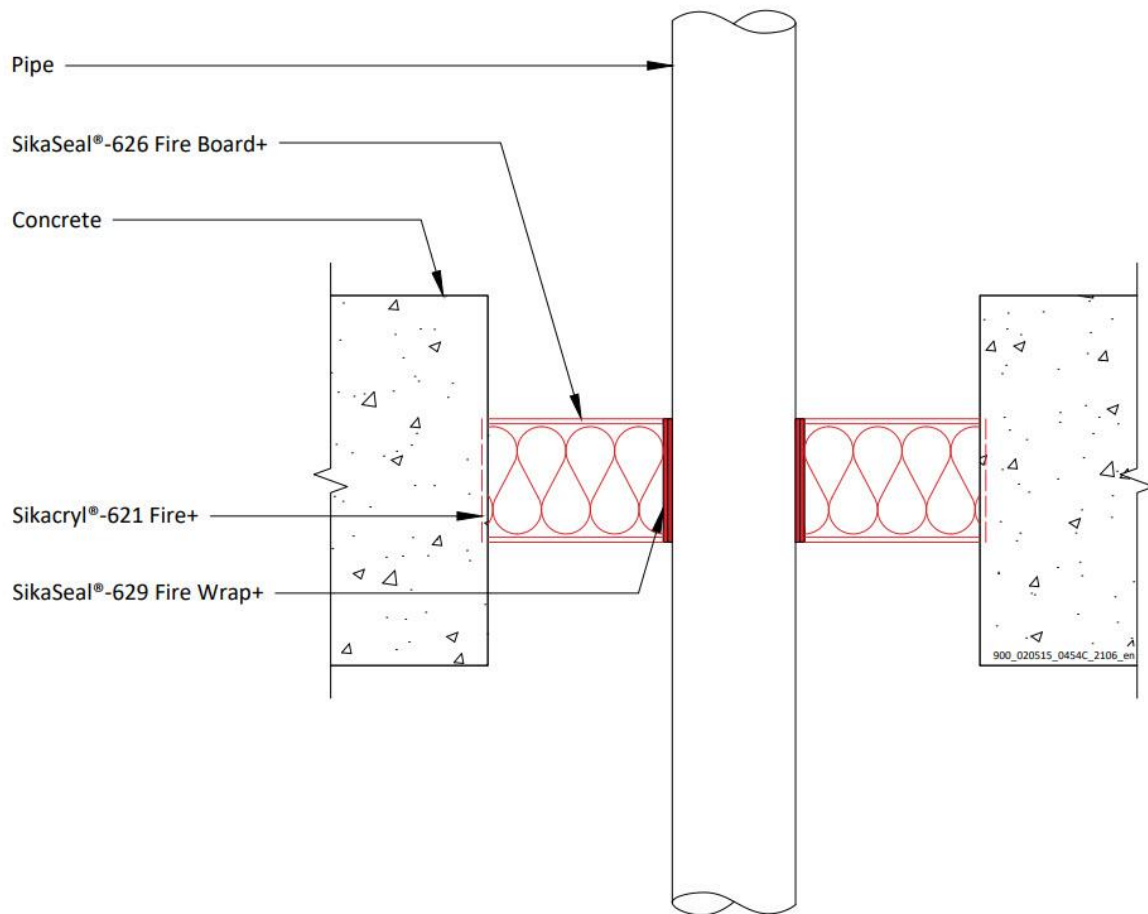
Template for translation. Only for internal use



A.2.5 Pipe penetration seal with 1x SikaSeal-626 Fire Board+ 2-S

Penetration Seal: Combustible pipes fitted at any position within the aperture, with 50 mm SikaSeal-626 Fire Board+ 2-S at mid-depth of the floor. SikaSeal-629 Fire Wrap+ are required to be fitted around combustible pipe insulation. Maximum aperture size 2400 mm x 1200 mm

Construction details:



A.2.5.1 Central penetration seal with pipes

Services	Wrap	Classification
PVC-U pipe according to EN 1329-1, EN 1452-1 and EN 1453-1* 110 mm diameter/ 3.4mm wall	50 x 3.6 mm SikaSeal-629 Fire Wrap+	EI 90 U/C, EI 90 C/C

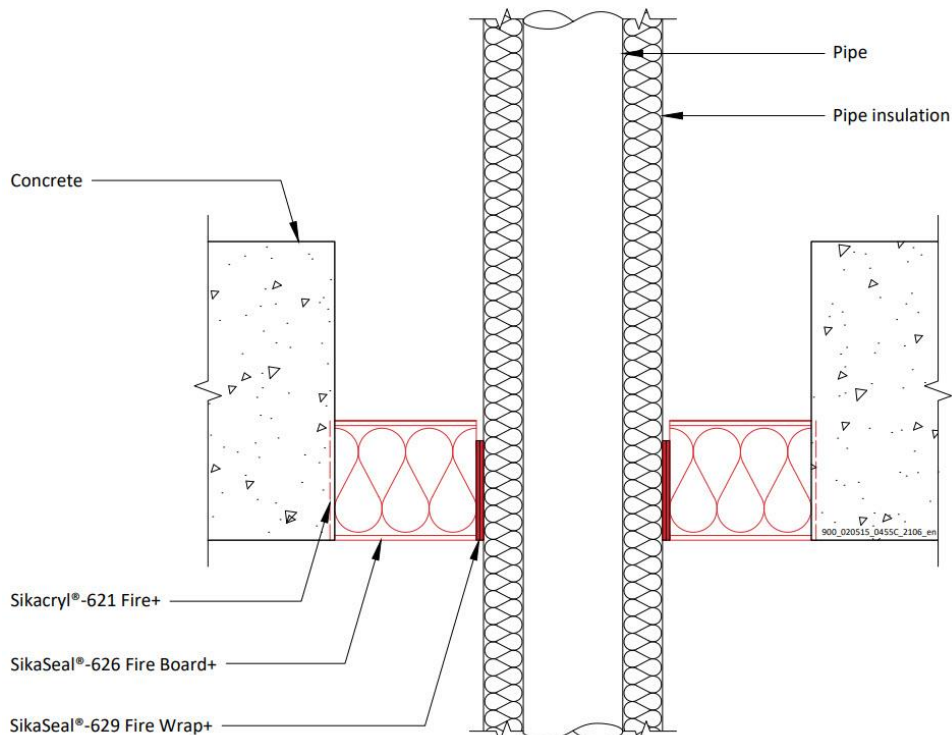
Declaration of Performance
 SikaSeal-626 Fire Board+
 80113803
 2021.10 , ver. 1
 1549

Template for translation. Only for
 internal use

A.2.6 Pipe penetration seal with 1x SikaSeal-626 Fire Board+ 2-S

Penetration Seal: CS (Continuous Sustained) insulated metallic pipes fitted at any position within the aperture, with 60 mm SikaSeal-626 Fire Board+ 2-S to either side of the floor (or anywhere in between). SikaSeal-629 Fire Wrap+ are required to be fitted around combustible pipe insulation. Maximum aperture size 2400 mm x 1200 mm

Construction details:



A.2.6.1 Single side penetration seal with pipes

Services	Wrap	Insulation	Classification
Mild or stainless steel pipe			
165 mm diameter/ 4.5-14.2 mm wall	50 x 3.6 mm SikaSeal-629 Fire Wrap+ fitted at bottom of seal	13 mm elastomeric insulation min. class B-s3, d0	E 90 C/U, EI 45 C/U
		19 mm elastomeric insulation min. class B-s3, d0	EI 90 C/U
	Not required	25-40 mm stone wool min. 80 kg/m ³	E 90 C/U, EI 60 C/U

Declaration of Performance

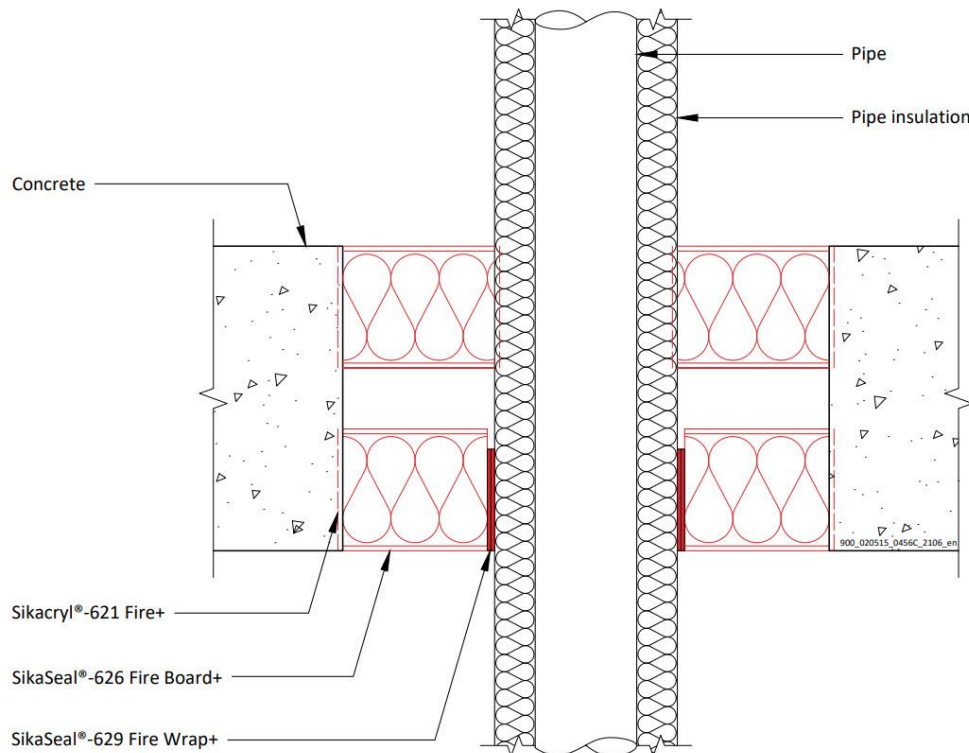
SikaSeal-626 Fire Board+
80113803
2021.10 , ver. 1
1549

Template for translation. Only for internal use

A.2.7 Pipe penetration seal with 2x SikaSeal-626 Fire Board+ 2-S

Penetration Seal: CS (Continuous Sustained) insulated metallic pipes fitted at any position within the aperture, with 60 mm SikaSeal-626 Fire Board+ 2-S to both sides of the floor. SikaSeal-629 Fire Wrap+ are required to be fitted around combustible pipe insulation at the soffit. Maximum aperture size 2400 mm x 1200 mm

Construction details:



A.2.7.1 Double side penetration seal with pipes

Services	Wrap	Insulation	Classification
Mild or stainless steel pipe			
Up to 40 mm diameter/ 1-14.2 mm wall	50 x 1.8 mm SikaSeal-629 Fire Wrap+	13 mm elastomeric insulation min. class B-s3, d0	E 180 C/U, EI 120 C/U

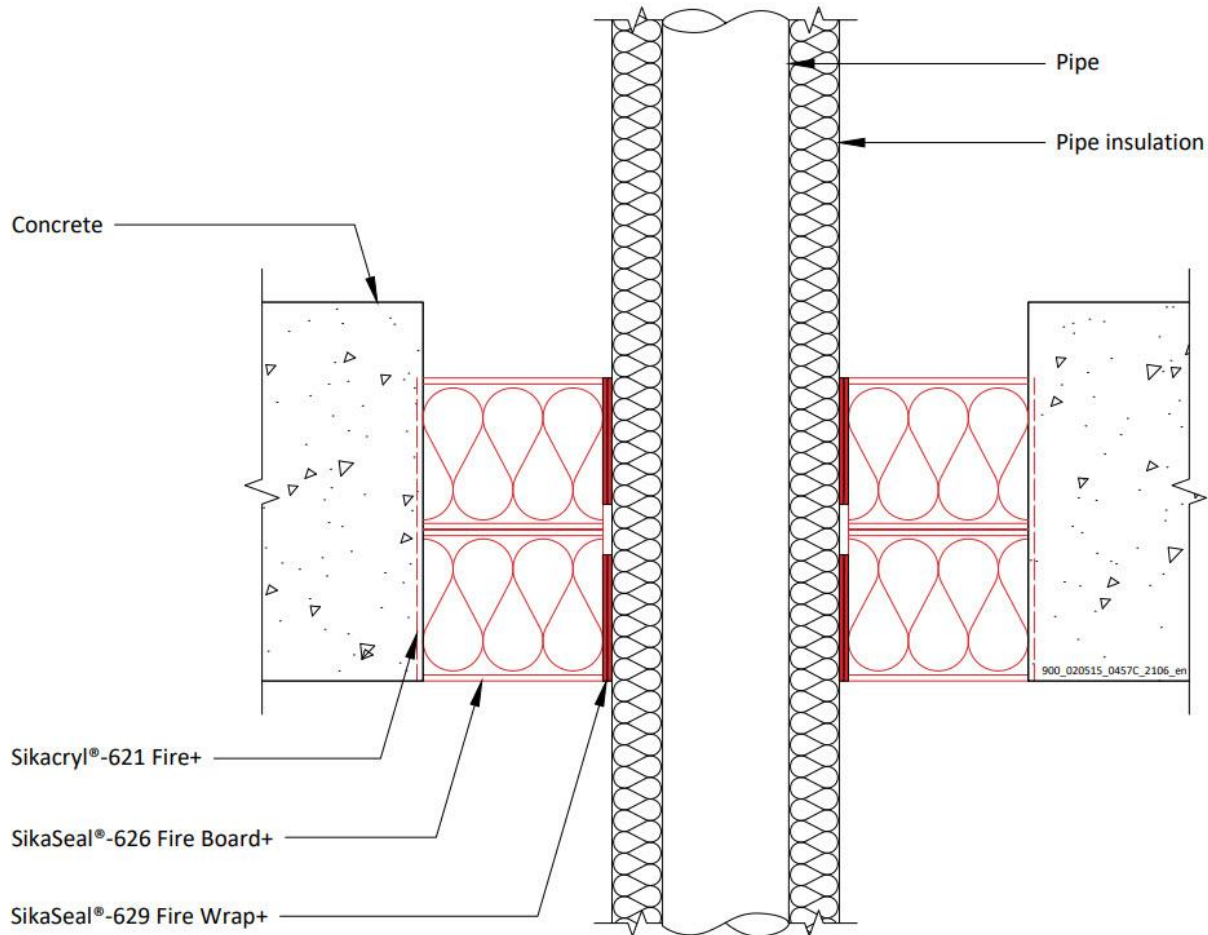
Declaration of Performance
SikaSeal-626 Fire Board+
80113803
2021.10 , ver. 1
1549

Template for translation. Only for
internal use

A.2.8 Pipe penetration seal with 2x SikaSeal-626 Fire Board+ 2-S (back to back)

Penetration Seal: CS (Continuous Sustained) insulated metallic and composite pipes fitted at any position within the aperture, with two layers of 60 mm SikaSeal-626 Fire Board+ 1-S installed together to either side of the floor (or anywhere in between). SikaSeal-629 Fire Wrap+ are required to be fitted around combustible pipe insulation at the bottom of the seal. Maximum aperture size 2400 mm x 1200 mm

Construction details:



Declaration of Performance
SikaSeal-626 Fire Board+
80113803
2021.10 , ver. 1
1549

Template for translation. Only for
internal use

A.2.8.1 Back to back penetration seal with pipes

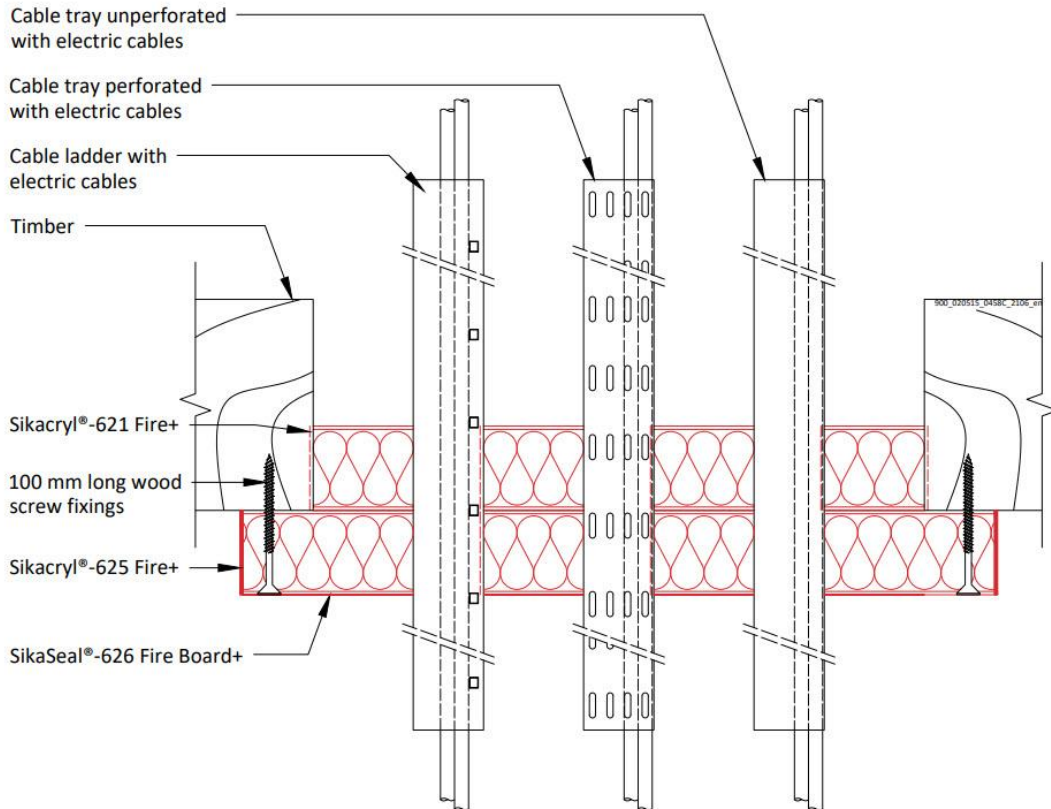
Services	Wrap	Insulation	Classification
Copper pipe			
12-54 mm diameter/1-1.2 mm wall	50 x 3.6 mm SikaSeal-629 Fire Wrap+ fitted to both sides of the seal	9-13 mm elastomeric insulation min. class B-s3, d0	E240 C/C, EI 60 C/C
12-54 mm diameter/1-1.2 mm wall		13-25 mm elastomeric insulation min. class B-s3, d0	E 180 C/C, EI 45 C/C
Geberit Mepla MLC (PE-Xb/Aluminium/PE-HD pipe)			
16 mm diameter/2.25 mm wall	50 x 3.6 mm SikaSeal-629 Fire Wrap+ fitted to both sides of the seal	9 mm elastomeric insulation min. class B-s3, d0	EI 120 C/C
20 mm diameter/2.5 mm wall			
26 mm diameter/3 mm wall			
32 mm diameter/3 mm wall			
40 mm diameter/3.5 mm wall			
50 mm diameter/4 mm wall			
63 mm diameter/4.5 mm wall		13-25 mm elastomeric insulation min. class B-s3, d0	E 60 C/C, EI 45 C/C
75 mm diameter/4.7 mm wall			
16 mm diameter/2.25 mm wall			
20 mm diameter/2.5 mm wall			
26 mm diameter/3 mm wall			
32 mm diameter/3 mm wall			
40 mm diameter/3.5 mm wall			
50 mm diameter/4 mm wall			
63 mm diameter/4.5 mm wall			
75 mm diameter/4.7 mm wall			

A.3 Timber floor constructions according to 2. 2) with floor thickness of minimum 150 mm

A.3.1 Cable penetration seal with 2x SikaSeal-626 Fire Board+ 1-S

Penetration Seal: Cables fitted at any position within the aperture, with 2 layers of 50 mm SikaSeal-626 Fire Board+ 1-S within the floor with the coated sides downwards. The external board layer has a minimum 100 mm overlap all around the aperture.

Construction details:



A.3.1.1 Back to back penetration seal with cables

Services	Maximum aperture	Classification
Electrical cables up to 21 mm Ø (single, bundled and on trays)	1200 mm x 600 mm	E 90, EI 45
Electrical cables up to 50 mm Ø (single, bundled and on trays)		E 90, EI 60
Electrical cables up to 80 mm Ø (single, bundled and on trays)		E 90, EI 60
Cables up to 21mm Ø in tied bundles up to 100mm Ø		E 90, EI 60
Steel cable trays & ladders		E 90, EI 60
Non-sheathed wires up to 24 mm Ø		E 90, EI 30
PE-X pipe-in-pipe up to 25 mm diameter / 1.0 mm wall		EI 90 C/C

Declaration of Performance

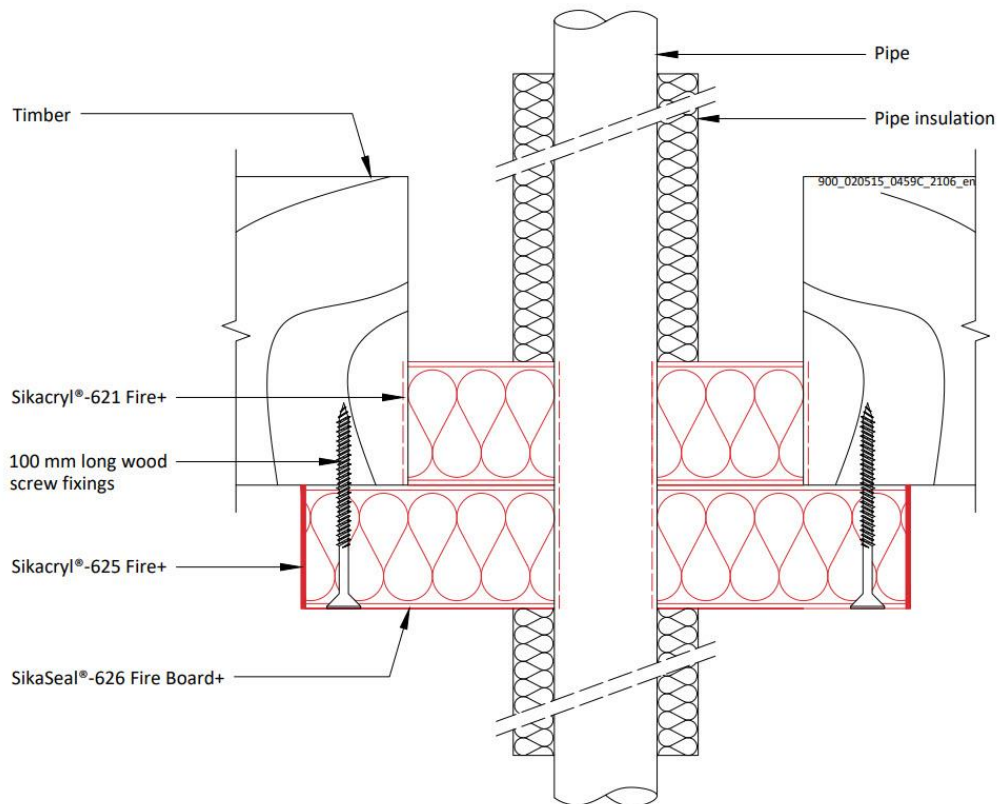
SikaSeal-626 Fire Board+
80113803
2021.10 , ver. 1
1549

Template for translation. Only for
internal use

A.3.2 Pipe penetration seal with 2x SikaSeal-626 Fire Board+ 1-S

Penetration Seal: 500 mm (min.)* LI (Local Interrupted) or CI (Continuous Interrupted) insulated metallic pipes fitted at any position within the aperture, with 2 layers of 50 mm SikaSeal-626 Fire Board+ 1-S within the floor with the coated sides downwards. The external board layer has a minimum 100 mm overlap all around the aperture.

Construction details:



A.3.2.1 Back to back penetration seal with pipes

Services	Max. aperture	Insulation, minimum thickness and density	Classification
Mild or stainless steel pipe			
60 mm diameter*	1200 mm x 600 mm	20 mm glass or stone wool insulation 75 kg/m ³	E 90 C/U, EI 60 C/U
273 mm diameter*		25 mm glass or stone wool insulation 75 kg/m ³	E 90 C/U, EI 60 C/U
Copper or steel pipes			
15 mm diameter*	1200 mm x 600 mm	20 mm glass or stone wool insulation 75 kg/m ³	EI 90 C/C
54 mm diameter*			EI 90 C/C
Alupex pipes			
16 mm diameter*	1200 mm x 600 mm	20 mm glass or stone wool insulation 75 kg/m ³	E 90 C/C, EI 60 C/C
75 mm diameter*			

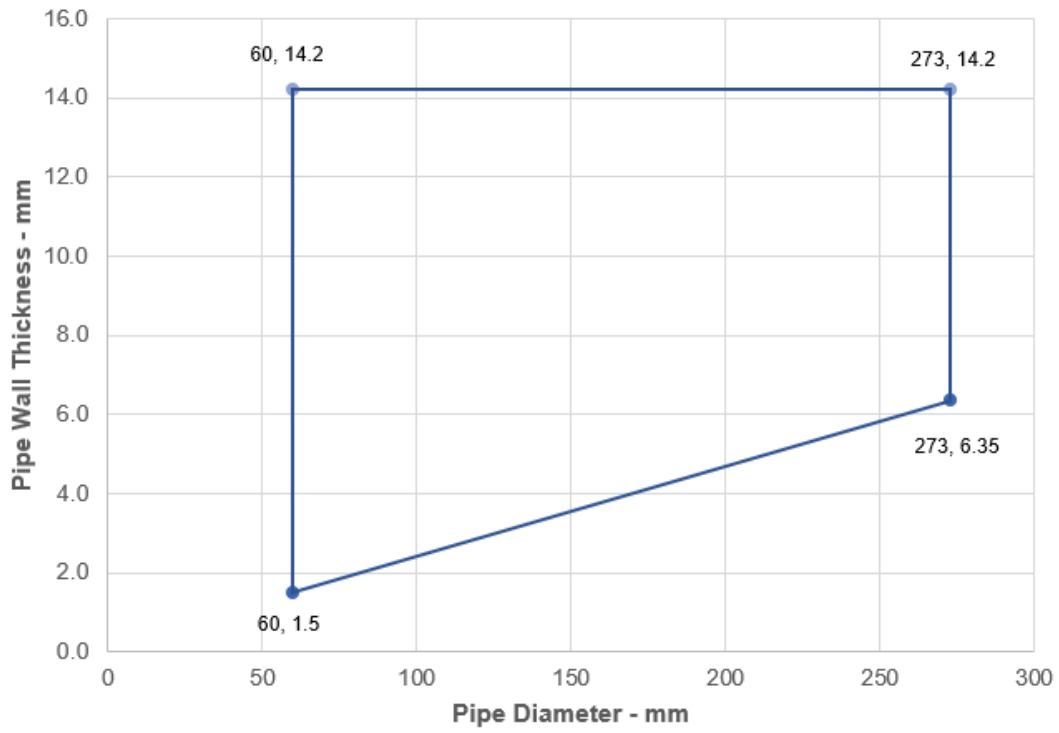
*See below graphs for interpolation pipe sizes

Declaration of Performance

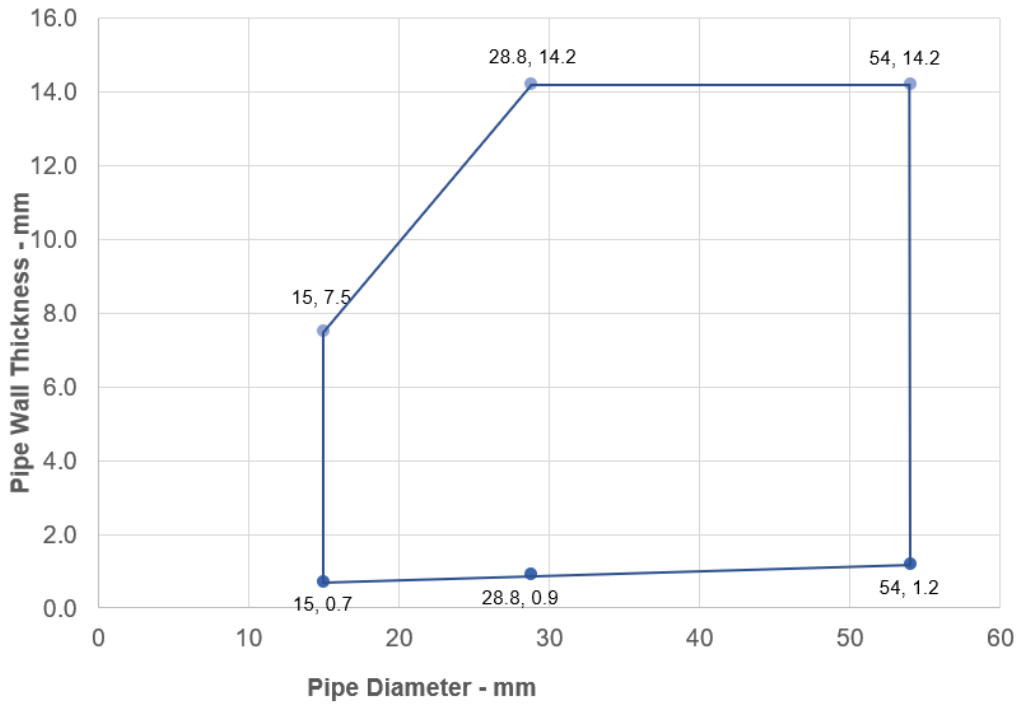
SikaSeal-626 Fire Board+
80113803
2021.10, ver. 1
1549

Template for translation. Only for
internal use

Mild or Stainless Steel Pipes - E 90 C/U, EI 60 C/U



Copper or Steel Pipes- EI 90 C/C

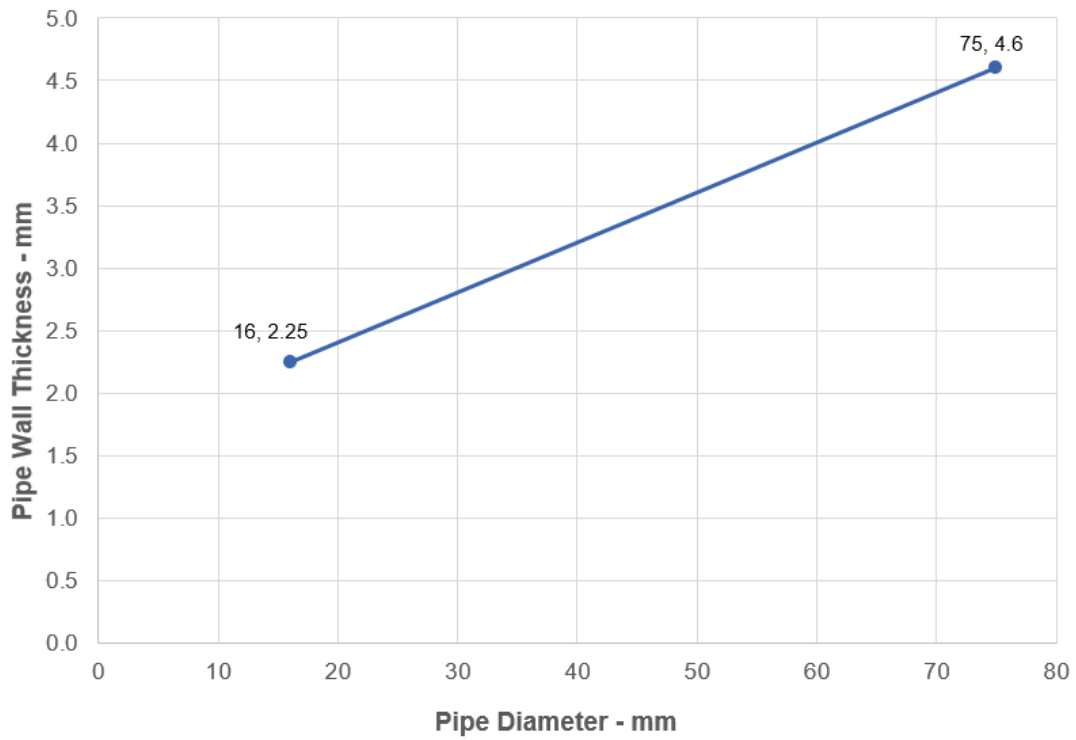


Declaration of Performance
 SikaSeal-626 Fire Board+
 80113803
 2021.10 , ver. 1
 1549

Template for translation. Only for
 internal use



ALUPEX Pipes - E 90 C/C, EI 60 C/C



Declaration of Performance
SikaSeal-626 Fire Board+
80113803
2021.10 , ver. 1
1549

126/178

Template for translation. Only for
internal use

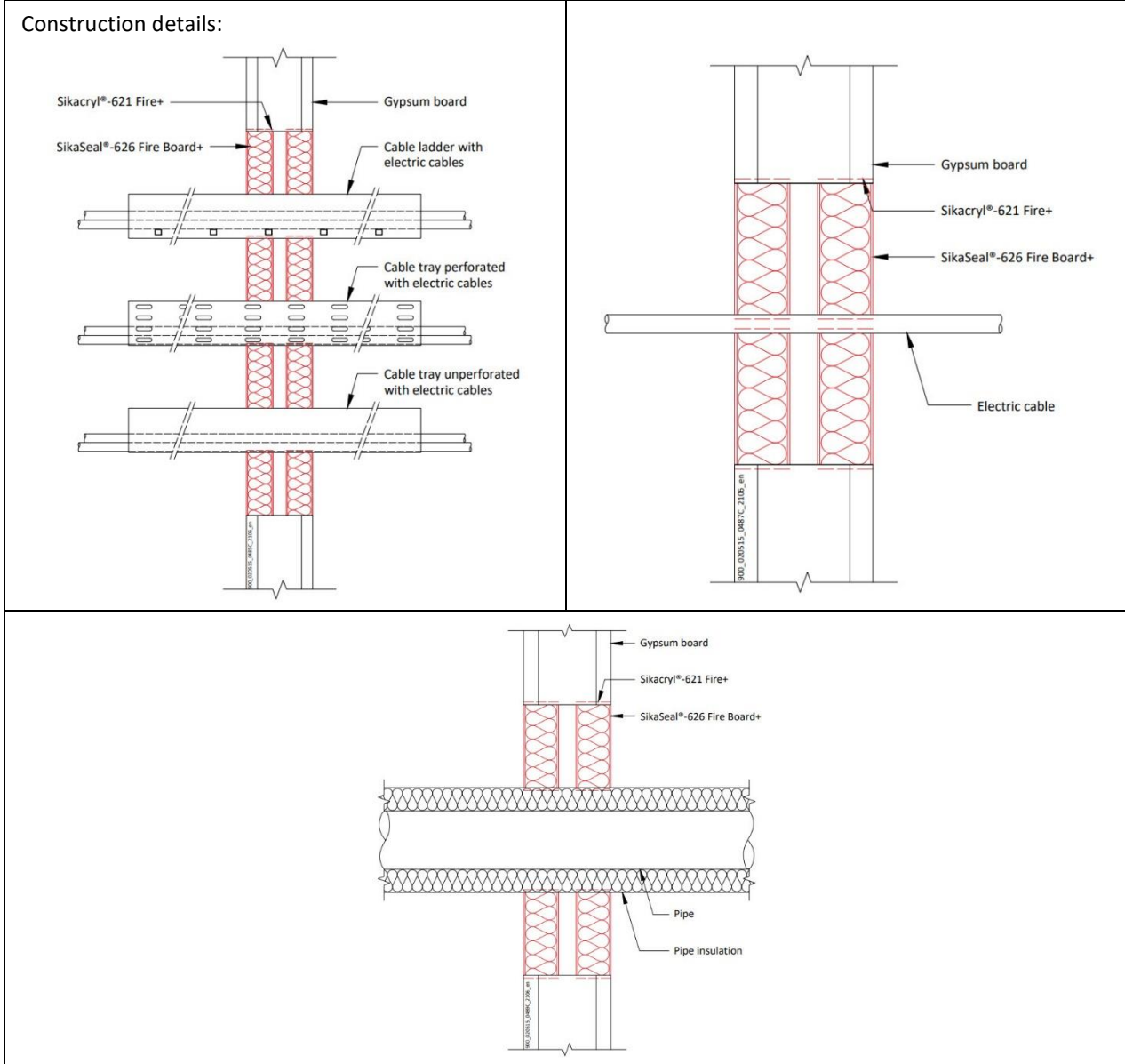
BUILDING TRUST



A.4 Flexible or rigid wall constructions according to 2. 2) with wall thickness of minimum 75 mm

A.4.1 Cable penetration seal with 2x SikaSeal-626 Fire Board+ 30 1-S

Penetration Seal: Cables fitted at any position within the aperture, with 30 mm SikaSeal-626 Fire Board+ 1-S to both sides of the wall. Minimum 30 mm separation between pipes



A.4.1.1 Double side penetration seal with cables

Services	Maximum aperture	Classification
Electrical cables up to 21 mm Ø (single, bundled and on trays)	1200 mm wide x 600 mm high	EI 45
Electrical cables up to 80 mm Ø (single, bundled and on trays)		E 45, EI 30
Cables including telecoms up to 21mm Ø in tied bundles up to 100mm Ø		
Steel cable trays & ladders		E 45, EI 20
Unsheathed wires up to 24 mm Ø		
Plastic conduits maximum 32 mm diameter		EI 45

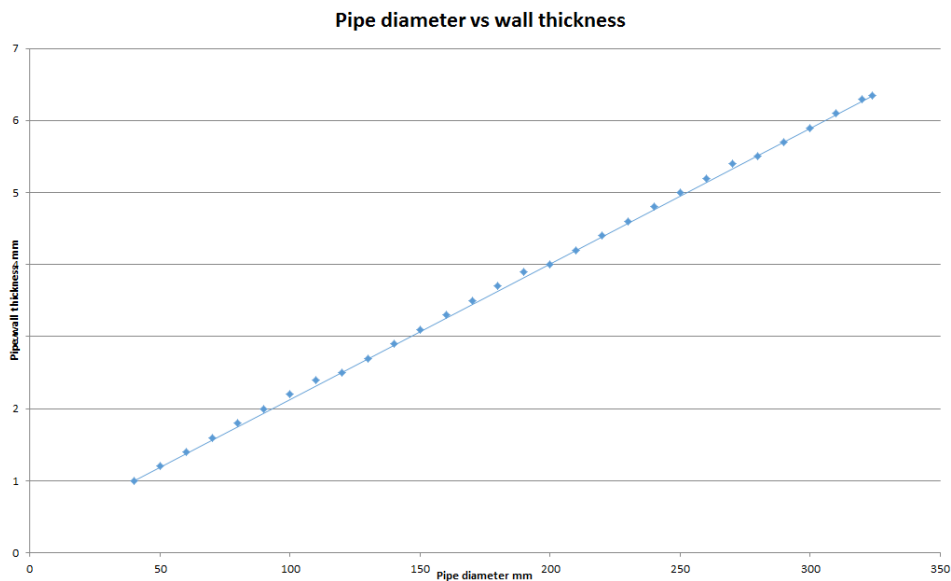
Declaration of Performance

SikaSeal-626 Fire Board+
80113803
2021.10, ver. 1
1549

Template for translation. Only for internal use

Services	Maximum Aperture	Insulation, minimum thickness and density - CS	Classification
Mild or stainless steel pipe	1200 mm wide x 600 mm high	None	EI 45 C/U
4 mm diameter/0.7-14.2 mm wall 22 mm diameter/2.0-14.2 mm wall			E 45 C/U, EI 30 C/U
40 mm diameter/1.0-14.2 mm wall*		20 mm Stone wool insulation 80 kg/m ³	EI 45 C/U
40 mm diameter/1.0-14.2 mm wall*		30 mm Stone wool insulation 80 kg/m ³	EI 45 C/U
50 mm diameter/1.7-14.2 mm wall*			
60 mm diameter/1.8-14.2 mm wall*			
75 mm diameter/2.1-14.2 mm wall*			
90 mm diameter/2.3-14.2 mm wall*			
100 mm diameter/2.5-14.2 mm wall*			
115 mm diameter/2.8-14.2 mm wall*			
140 mm diameter/3.2-14.2 mm wall*			
165 mm diameter/ 3.6-14.2 mm wall*			
180 mm diameter/ 3.9-14.2 mm wall*			
200 mm diameter/ 4.2-14.2 mm wall*			
219 mm diameter/ 4.5-14.2 mm wall*			
250 mm diameter/ 5.0-14.2 mm wall*			
300 mm diameter/ 5.9-14.2 mm wall*			
324 mm diameter/ 6.35-14.2 mm wall*			

* Typical pipe diameters shown, see below graph for intermediate sizes
CS – Continuous Sustained

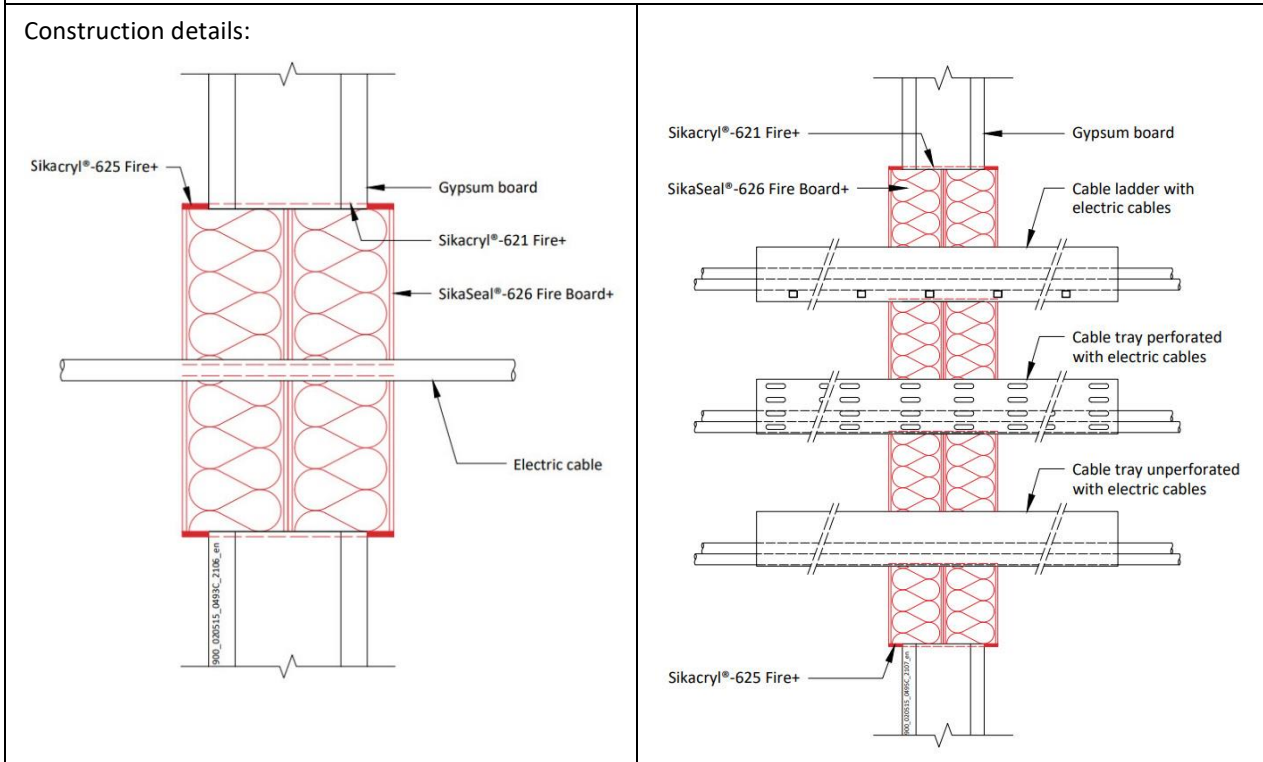


Declaration of Performance
SikaSeal-626 Fire Board+
80113803
2021.10 , ver. 1
1549

Template for translation. Only for
internal use

A.4.2 Cable penetration seal with 2x SikaSeal-626 Fire Board+ 1-S

Penetration Seal: Cables fitted at any position within the aperture, with 50 mm SikaSeal-626 Fire Board+ 1-S to both sides of the wall.



A.4.2.1 Double side penetration seal with cables

Services	Maximum aperture	Classification
None (blank)	As section 2.5)	EI 60
Single electrical cables up to 21 mm Ø		EI 60
Electrical cables up to 80 mm Ø (single, bundled and on trays)		E 60, EI 45
Cables up to 21mm Ø in tied bundles up to 100mm Ø		EI 60
Steel cable trays & ladders		EI 60 C/U
Steel conduit up to 16 mm Ø		E 60 C/U, EI 45 C/U
Copper conduit up to 16 mm Ø		E 60, EI 30
Unsheathed wires up to 24 mm Ø		EI 60 C/U, EI 60 C/C
Plastic conduits up to 16 mm Ø		

Declaration of Performance
 SikaSeal-626 Fire Board+
 80113803
 2021.10 , ver. 1
 1549

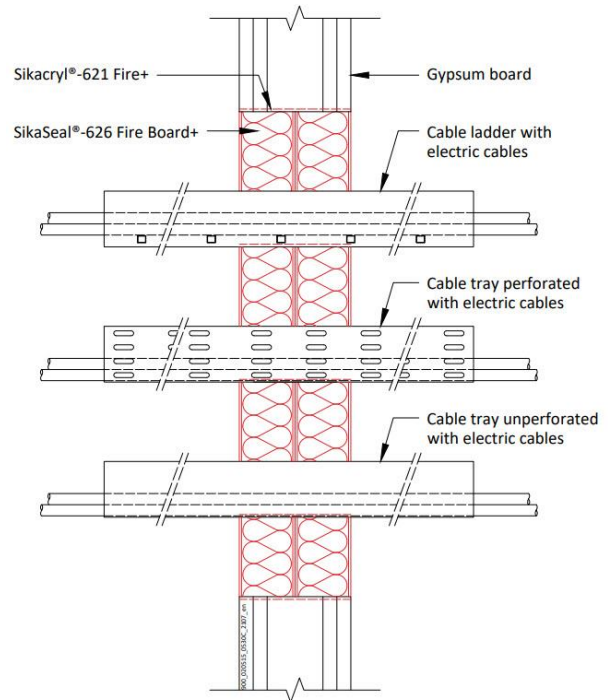
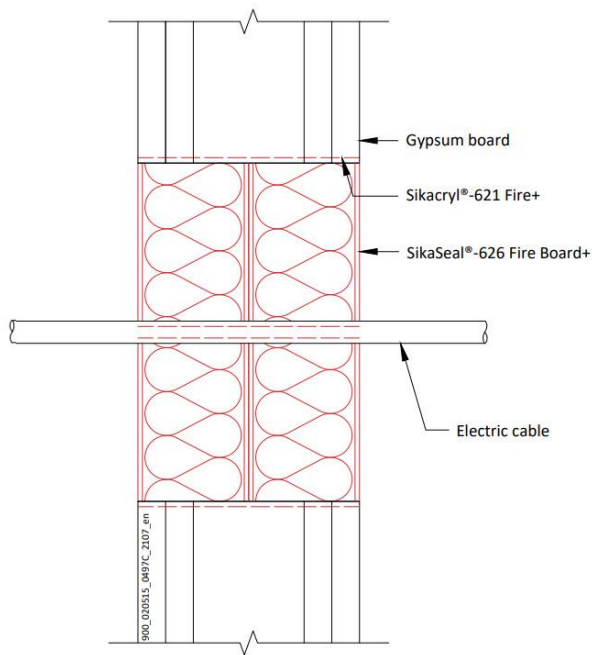
Template for translation. Only for
 internal use

A.5 Flexible or rigid wall constructions according to 2. 2) with wall thickness of minimum 100 mm

A.5.1 Cable penetration seal with 2x SikaSeal-626 Fire Board+ 1-S

Penetration Seal: Cables fitted at any position within the aperture, with 50 mm SikaSeal-626 Fire Board+ 1-S to both sides of the wall.

Construction details:



A.5.1.1 Double side penetration seal with cables

Services	Maximum aperture	Classification
None (blank)	As section 2. 5)	EI 120
Single electrical cables up to 21 mm \varnothing		E 120, EI 60
Electrical cables up to 80 mm \varnothing (single, bundled and on trays)		EI 60
Cables up to 21mm \varnothing in tied bundles up to 100mm \varnothing		
Steel cable trays & ladders		
Steel conduit up to 16 mm \varnothing		EI 60 C/U
Copper conduit up to 16 mm \varnothing		E 60 C/U, EI 45 C/U
Unsheathed wires up to 24 mm \varnothing		E 60, EI 30
Plastic conduits up to 16 mm \varnothing		EI 60 C/U, EI 60 C/C

Declaration of Performance

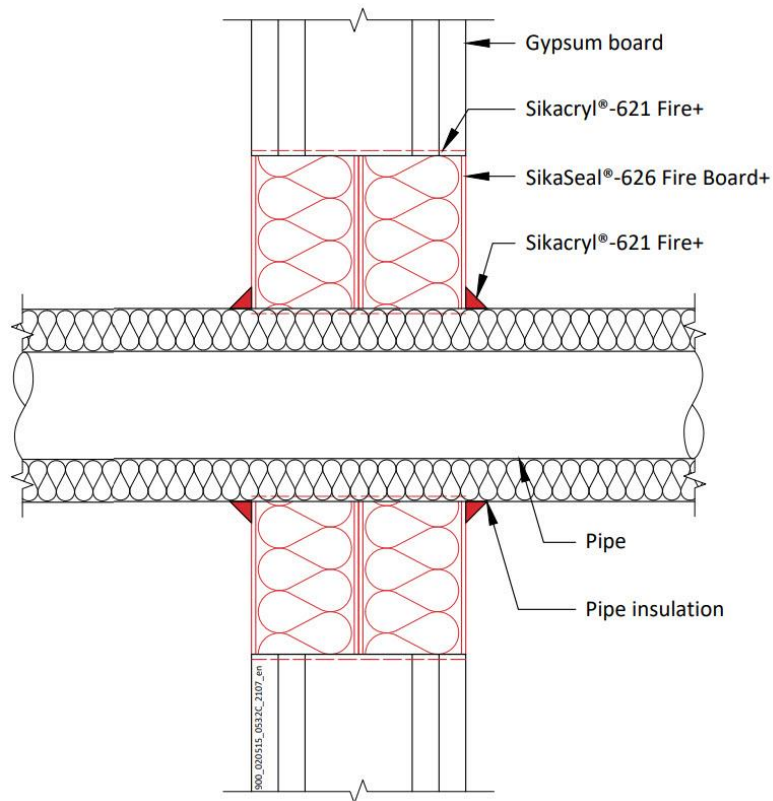
SikaSeal-626 Fire Board+
80113803
2021.10 , ver. 1
1549

Template for translation. Only for
internal use

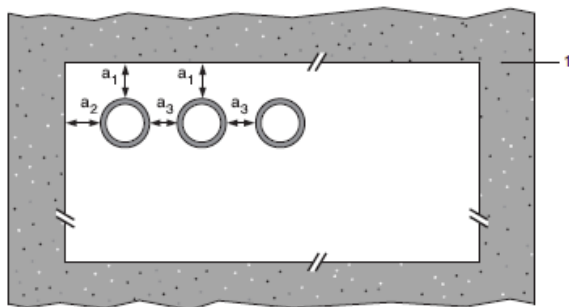
A.5.2 Pipe penetration seal with 2x SikaSeal-626 Fire Board+ 1-S

Penetration Seal: CS (Continuous Sustained) insulated metallic pipes fitted at any position within the aperture, with 50 mm SikaSeal-626 Fire Board+ 1-S to both sides of the wall. Minimum separation between penetration seals and seal edges of 30 mm.

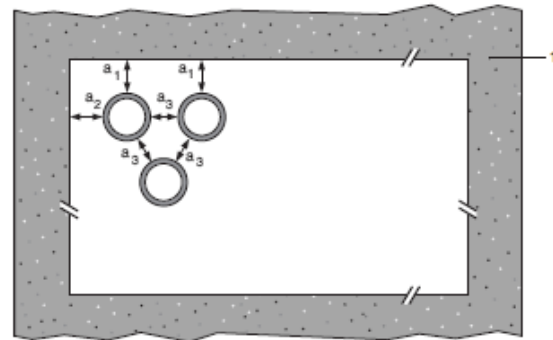
Construction details:



Configuration 1



Configuration 2



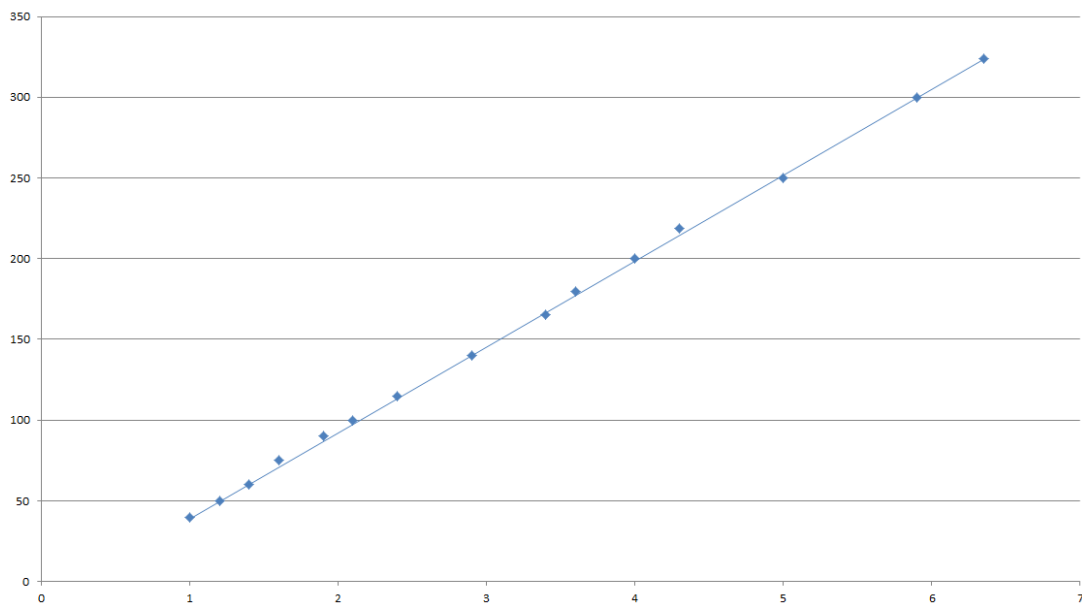
Key

- 1 Supporting construction
- a1 Pipe / top edge of seal separation
- a2 Pipe / side edge of seal separation
- a3 Pipe / pipe separation

A.5.2.1 Double side penetration seal with pipes

Services	Insulation	Classification
Mild or stainless steel pipe		
40 mm diameter/1-14.2 mm wall	20 mm thick stone, mineral wool min. 80 kg/m ³	EI 120 C/U
40 mm diameter/1-14.2 mm wall*	30-80 mm thick stone, mineral wool min. 80 kg/m ³	
50 mm diameter/1.2-14.2 mm wall*		
60 mm diameter/1.4-14.2 mm wall*		
75 mm diameter/1.6-14.2 mm wall*		
90 mm diameter/1.9-14.2 mm wall*		
100 mm diameter/2.1-14.2 mm wall*		
115 mm diameter/2.4-14.2 mm wall*		
140 mm diameter/2.9-14.2 mm wall*		
165 mm diameter/ 3.4-14.2 mm wall*		
180 mm diameter/ 3.6-14.2 mm wall*		
200 mm diameter/ 4.0-14.2 mm wall*		
219 mm diameter/ 4.3-14.2 mm wall*		
250 mm diameter/ 5.0-14.2 mm wall*		
300 mm diameter/ 5.9-14.2 mm wall*		
324 mm diameter/ 6.35-14.2 mm wall*		
PEX pipe in pipe system		
15 mm diameter x 2.5 mm wall inner /25mm diameter outer	None	EI 90 C/C

Pipe Diameter vs wall thickness



Declaration of Performance
 SikaSeal-626 Fire Board+
 80113803
 2021.10 , ver. 1
 1549

Template for translation. Only for
 internal use

Services	Insulation	Classification
Mild or stainless steel pipe		
4 mm diameter*	None	EI 120 C/U
5-22 mm diameter*		E 120 C/U, EI 60 C/U
Copper, mild or stainless steel pipe		
Up to 6 mm diameter/0.7-14.2 mm wall	None	E 120 C/C, EI 60 C/C
Up to 15 mm diameter/0.7-7.5 mm wall	20 mm thick glass or stone wool min. 75 kg/m ³	EI 60 C/C
16-54 mm diameter/0.7-14.2 mm wall*		E 60 C/C, EI 45 C/C
Up to 54 mm diameter/0.7-14.2 mm wall*	40 mm thick glass or stone wool min. 75 kg/m ³	EI 60 C/C
Alupex pipe		
16 -20 mm diameter/2.0 mm wall	None	EI 120 C/C
16 mm diameter/2.0-2.25 mm wall	20 mm thick glass or stone wool min. 75 kg/m ³	E 120 C/C, EI 90 C/C
16-75 mm diameter*	25-60 mm thick glass or stone wool min. 75 kg/m ³	E 120 C/C, EI 90 C/C
PVC-U~ pipe		
6 mm diameter*	None	EI 120 U/C
7-32 mm diameter*		EI 60 U/C
32 mm diameter*		EI 90 U/C
PE^ pipe		
20 mm diameter/2.0 mm wall	None	E 120 U/C, EI 90 U/C
21-32 mm diameter/2.0-3.0 mm wall		EI 60 U/C
32 mm diameter/3.0 mm wall		EI 90 U/C
PP pipe		
20 mm diameter/2.2 mm wall	None	E 120 U/C, EI 60 U/C
Up to 32 mm diameter/1.8 mm wall		

*See below graphs for interpolation pipe sizes

~ PVC-U pipe according to EN 1329-1, EN 1452-1 and EN 1453-1 and PVC-C according to EN 1566-1

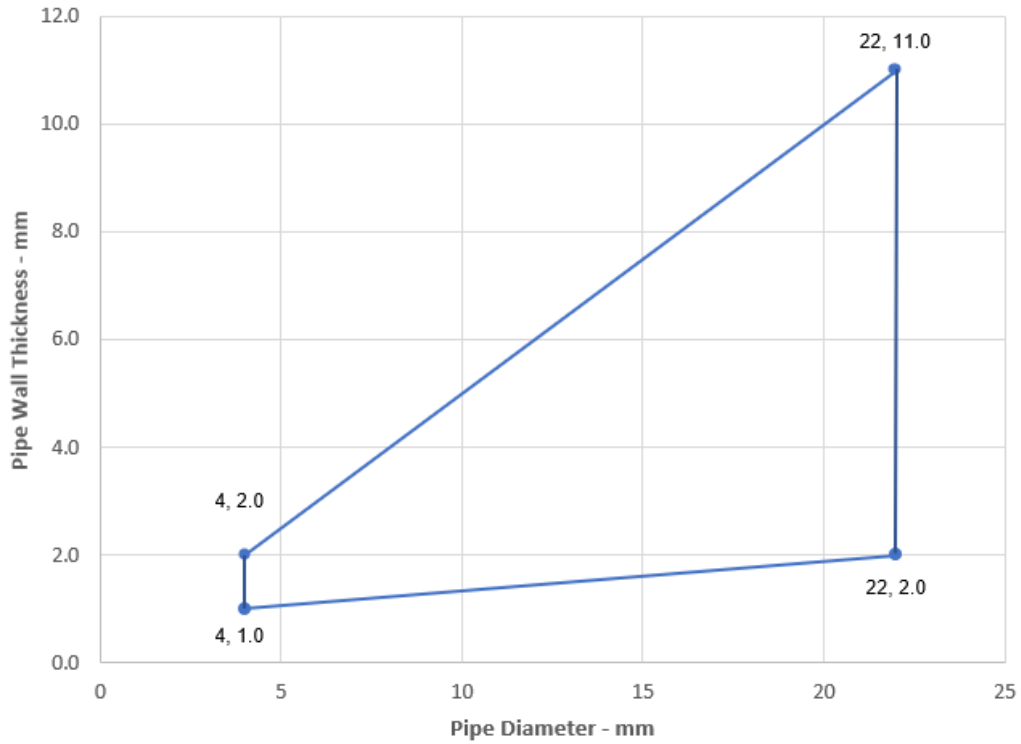
^ PE pipe according to EN 1519-1, EN 12201-2 and EN 12666-1, ABS according to EN 1455-1 and pipes made from SAN+PVC according to EN 1565-1

Declaration of Performance

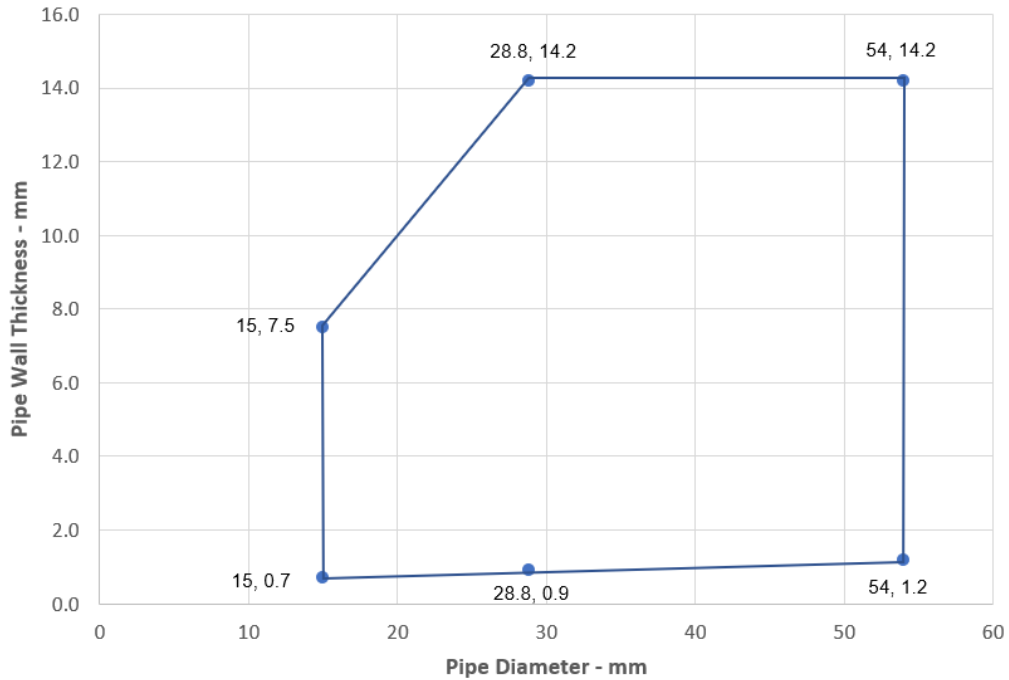
SikaSeal-626 Fire Board+
80113803
2021.10 , ver. 1
1549

Template for translation. Only for
internal use

Mild or Stainless Steel Pipes - E 120 C/U, EI 60 C/U



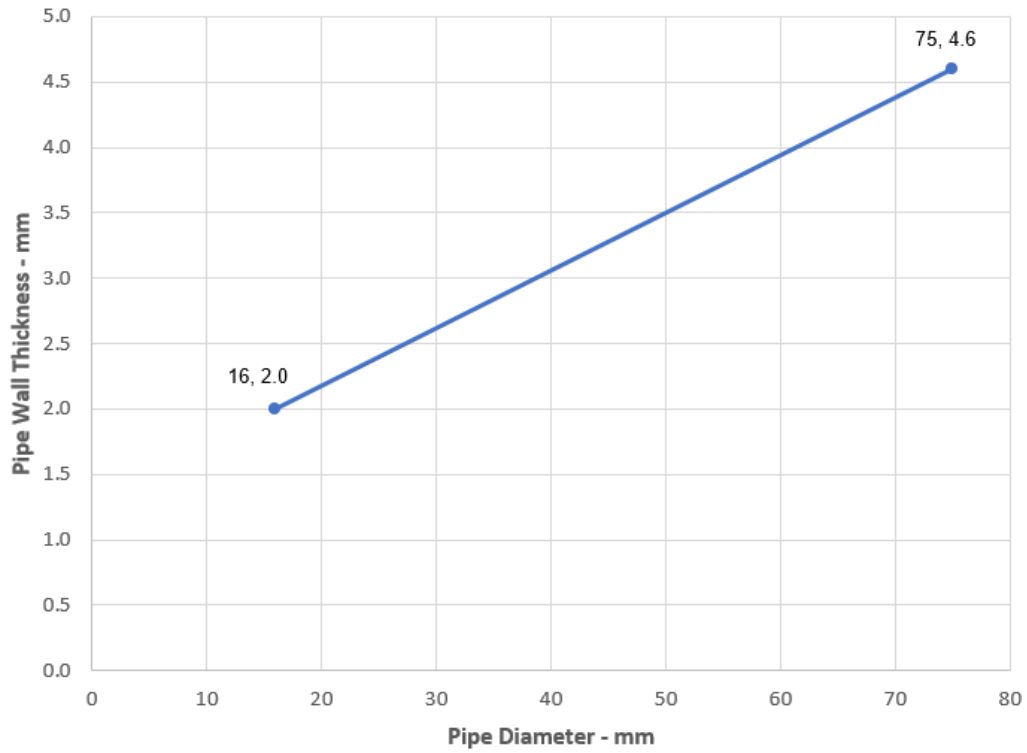
Copper or Steel Pipes with Glass or Stone Wool Insulation - C/C



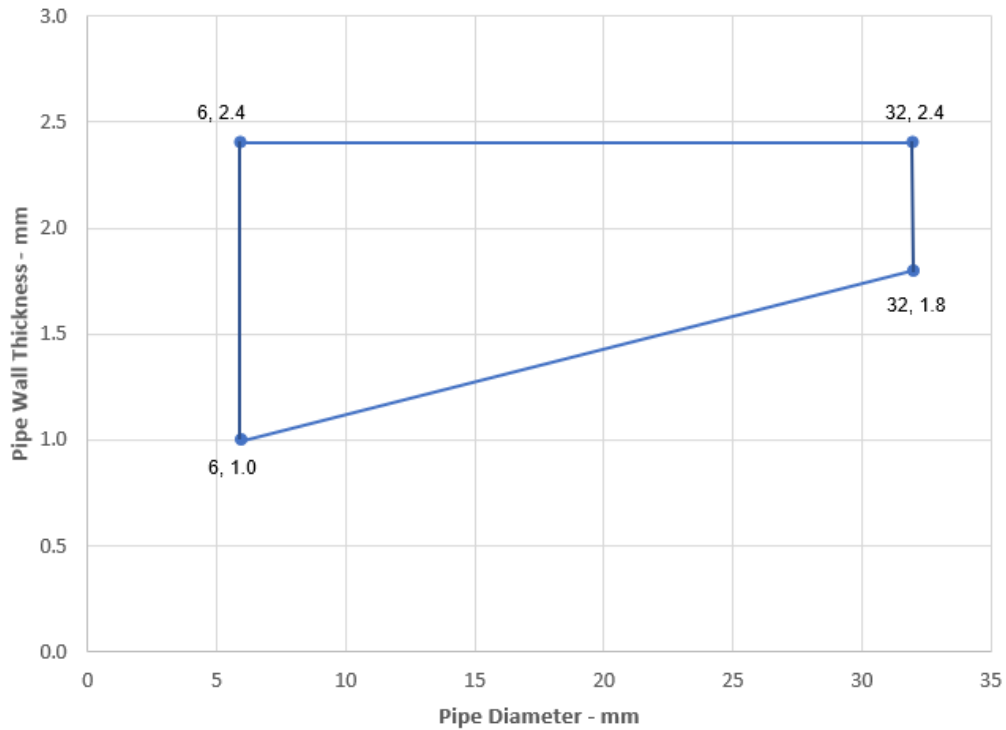
Declaration of Performance
 SikaSeal-626 Fire Board+
 80113803
 2021.10 , ver. 1
 1549

Template for translation. Only for
 internal use

Alupex Pipes - E 120 C/C, EI 90 C/C



PVC-U Pipes - EI 60 U/C



Declaration of Performance
SikaSeal-626 Fire Board+
80113803
2021.10 , ver. 1
1549

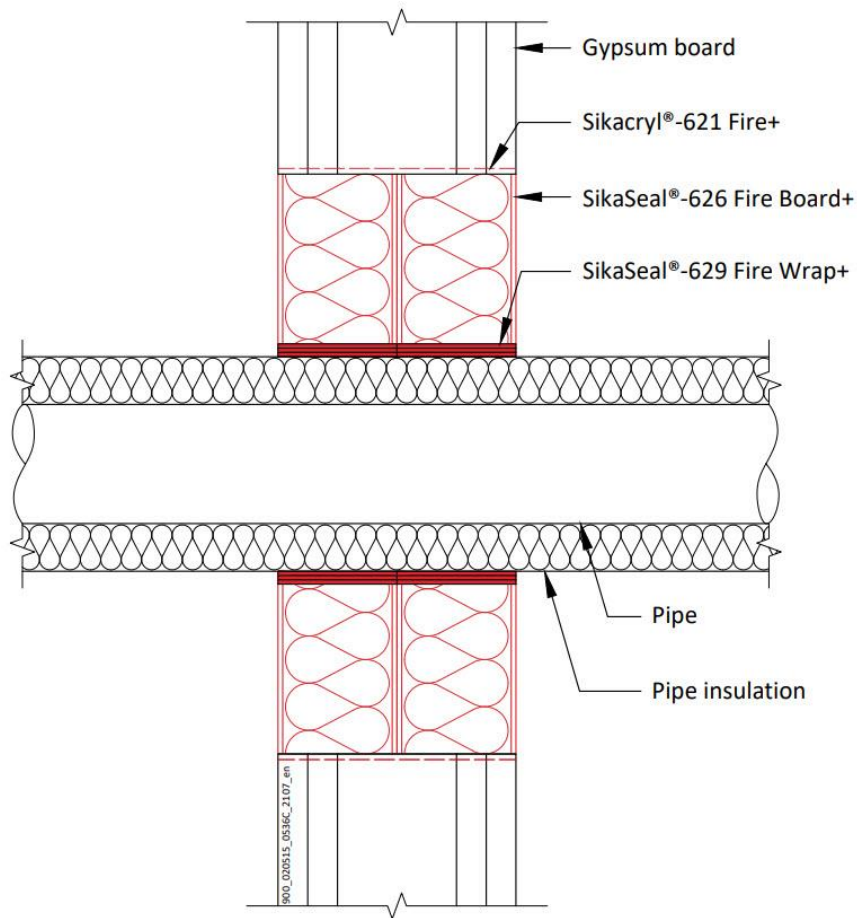
Template for translation. Only for
internal use



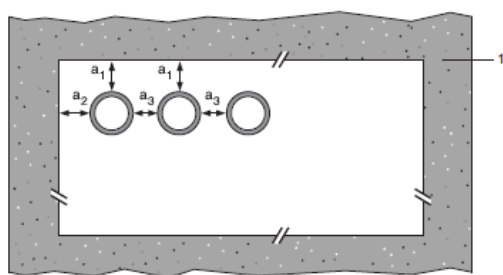
A.5.3 Pipe penetration seal with 2x SikaSeal-626 Fire Board+ 1-S

Penetration Seal: CS (Continuous Sustained) insulated metallic pipes fitted at any position within the aperture, with 50 mm SikaSeal-626 Fire Board+ 1-S to both sides of the wall. Minimum separation between penetration seals and seal edges of 30 mm. SikaSeal-629 Fire Wrap+ are required to be fitted around the pipe insulation.

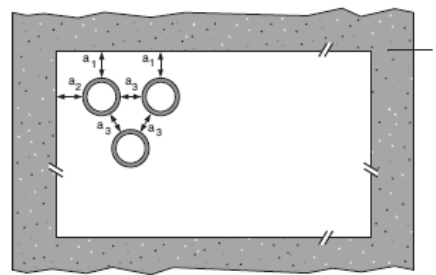
Construction details:



Configuration 1



Configuration 2



Key

- 1 Supporting construction
- a1 Pipe / top edge of seal separation
- a2 Pipe / side edge of seal separation
- a3 Pipe / pipe separation

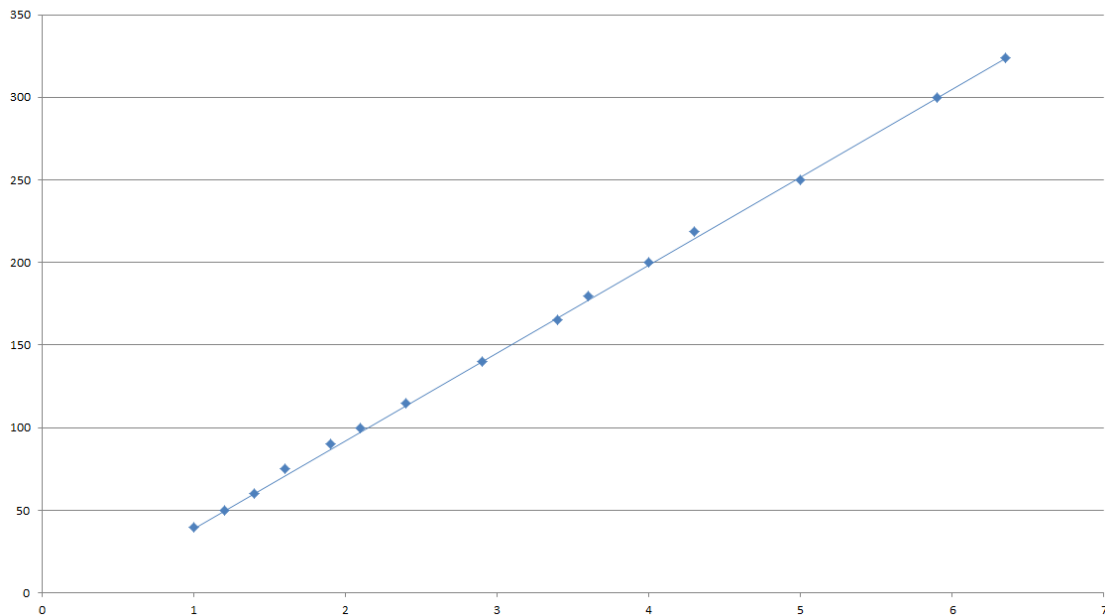
Declaration of Performance
 SikaSeal-626 Fire Board+
 80113803
 2021.10 , ver. 1
 1549

Template for translation. Only for
 internal use

A.5.3.1 Double side penetration seal with pipes

Services	Insulation	SikaSeal-629 Fire Wrap+	Classification
Mild or stainless steel pipe	32-50 mm thick Elastomeric insulation minimum class B-s3, d0 or PE Foam insulation	3 layers 50 x 1.8 mm	EI 90 C/U
40 mm diameter/1-14.2 mm wall*			
50 mm diameter/1.2-14.2 mm wall*			
60 mm diameter/1.4-14.2 mm wall*			
75 mm diameter/1.6-14.2 mm wall*			
90 mm diameter/1.9-14.2 mm wall*			
100 mm diameter/2.1-14.2 mm wall*			
115 mm diameter/2.4-14.2 mm wall*			
140 mm diameter/2.9-14.2 mm wall*			
165 mm diameter/ 3.4-14.2 mm wall*			
180 mm diameter/ 3.6-14.2 mm wall*			
200 mm diameter/ 4.0-14.2 mm wall*			
219 mm diameter/ 4.3-14.2 mm wall*			
250 mm diameter/ 5.0-14.2 mm wall*			
300 mm diameter/ 5.9-14.2 mm wall*			
324 mm diameter/ 6.35-14.2 mm wall*			

Pipe Diameter vs wall thickness



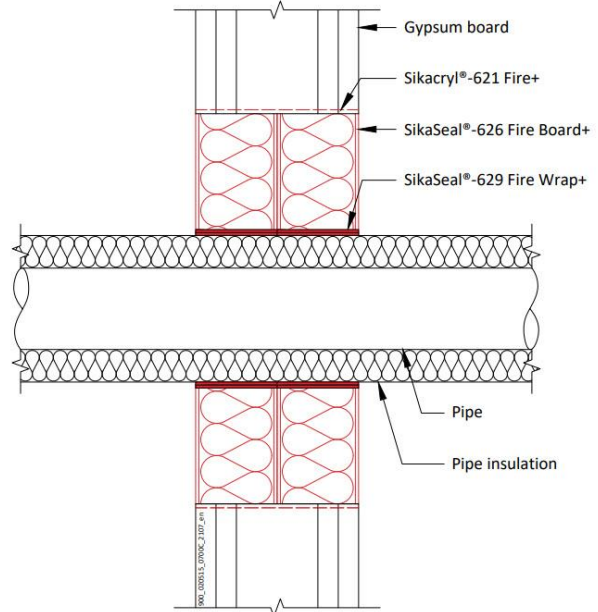
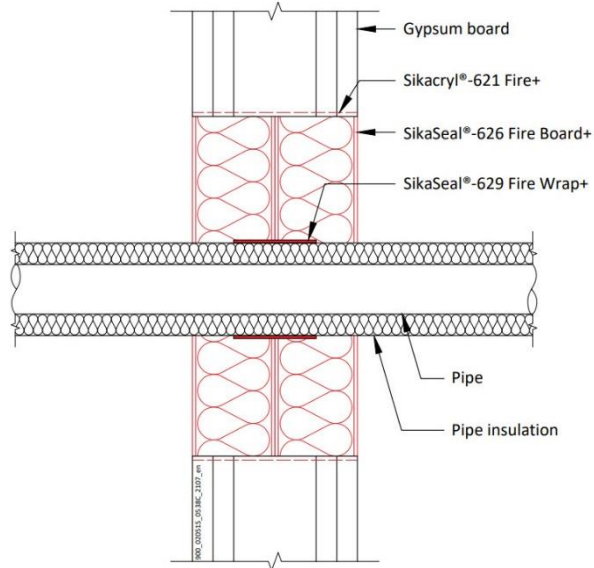
Declaration of Performance
 SikaSeal-626 Fire Board+
 80113803
 2021.10 , ver. 1
 1549

Template for translation. Only for
 internal use

A.5.4 Pipe penetration seal with 2x SikaSeal-626 Fire Board+ 1-S

Penetration Seal: CS (Continuous Sustained) insulated metallic pipes fitted at any position within the aperture, with 50 mm SikaSeal-626 Fire Board+ 1-S to both sides of the wall. SikaSeal-629 Fire Wrap+ are required to be fitted around the pipe insulation.

Construction details:



Declaration of Performance
 SikaSeal-626 Fire Board+
 80113803
 2021.10 , ver. 1
 1549

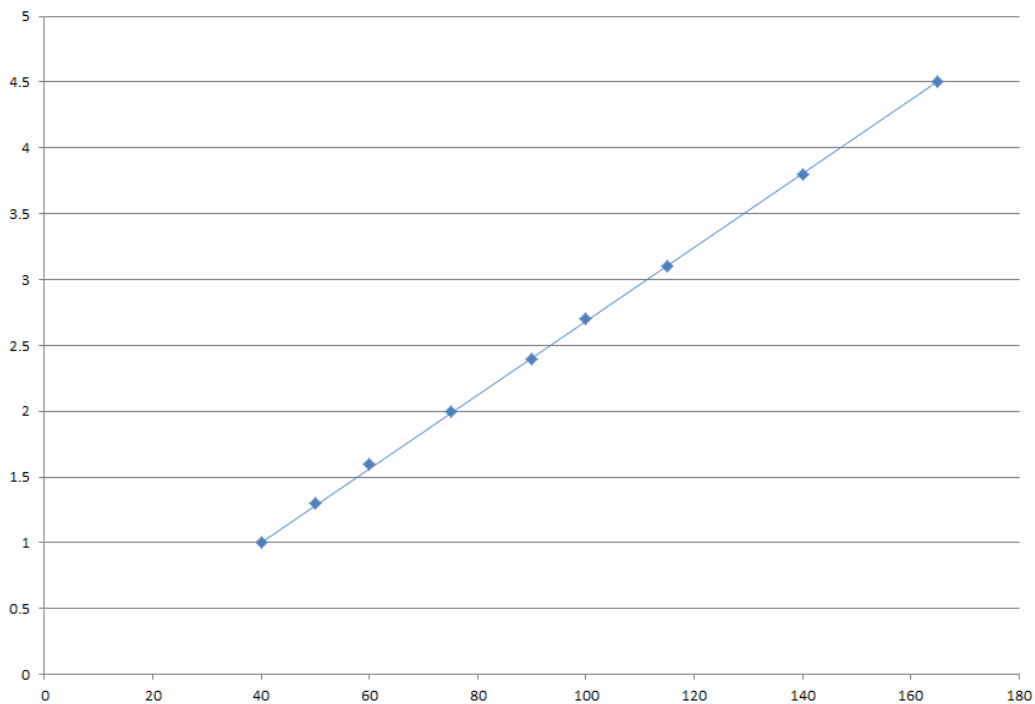
Template for translation. Only for
 internal use

A.5.4.1 Two layer penetration seal with pipes

Services	Wrap	Insulation	Classification
Mild or stainless steel pipe			
Up to 40 mm diameter/1-14.2 mm wall	50 x 1.8 mm SikaSeal-629 Fire Wrap+ fitted centrally	13 mm elastomeric insulation minimum class B-s3, d0 or PE Foam insulation	EI 120 U/C, EI 120 U/U, EI 120 C/U, EI 120 C/C
Up to 40 mm diameter/1-14.2 mm wall*	2 off 50 x 3.6 mm SikaSeal-629 Fire Wrap+, one fitted flush to each face of seal	13 – 32 mm elastomeric insulation minimum class B-s3, d0 or PE Foam insulation	E 120 U/C, E 120 U/U, E 120 C/U, E 120 C/C, EI 60 U/C, EI 60 U/U, EI 60 C/U, EI 60 C/C
50 mm diameter/1.3-14.2 mm wall*			
60 mm diameter/1.6-14.2 mm wall*			
75 mm diameter/2-14.2 mm wall*			
90 mm diameter/2.4-14.2 mm wall*			
100 mm diameter/2.7-14.2 mm wall*			
115 mm diameter/3.1-14.2 mm wall*			
140 mm diameter/3.8-14.2 mm wall*			
165 mm diameter/ 4.5-14.2 mm wall*			

* Typical pipe diameters shown, see below graph for intermediate sizes

Pipe diameter vs Wall thickness



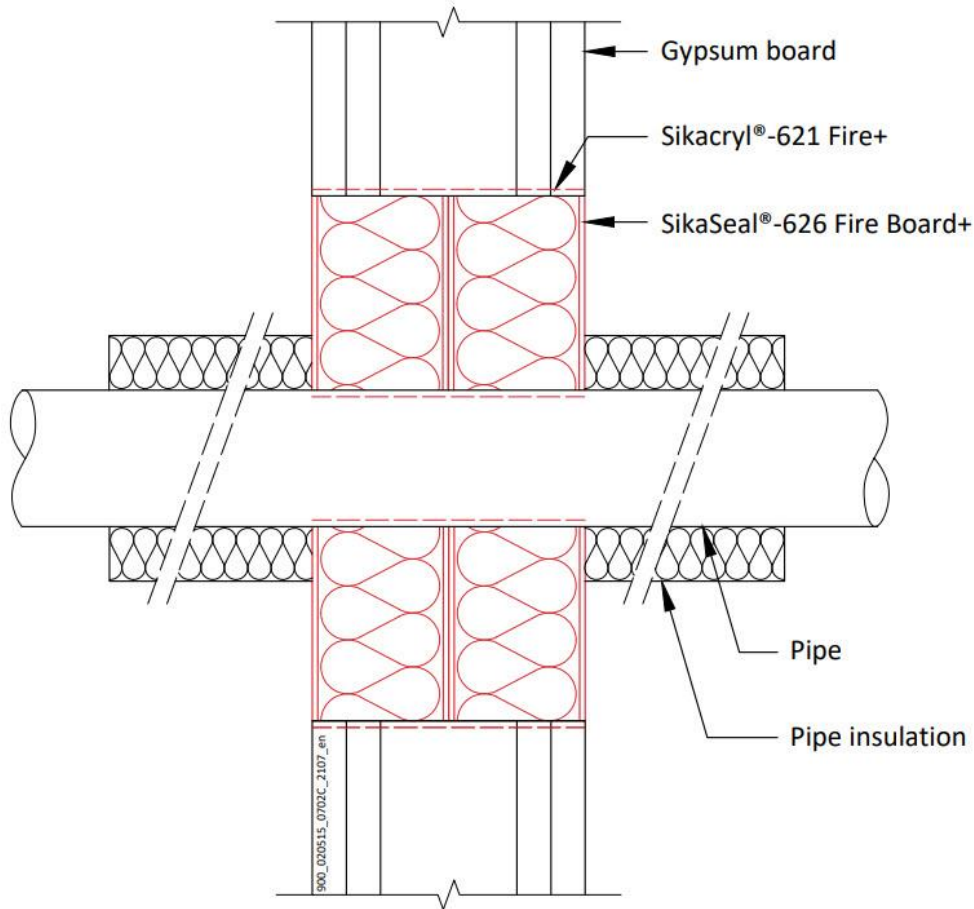
Declaration of Performance
 SikaSeal-626 Fire Board+
 80113803
 2021.10 , ver. 1
 1549

Template for translation. Only for
 internal use

A.5.5 Pipe penetration seal with 2x SikaSeal-626 Fire Board+ 1-S

Penetration Seal: 500 mm (min.) LI (Local Interrupted) or CI (Continuous Interrupted) insulated or uninsulated metallic and composite pipes fitted at any position within the aperture, with 50 mm SikaSeal-626 Fire Board+ 1-S to both sides of the wall.

Construction details:



Declaration of Performance
SikaSeal-626 Fire Board+
80113803
2021.10 , ver. 1
1549

Template for translation. Only for
internal use

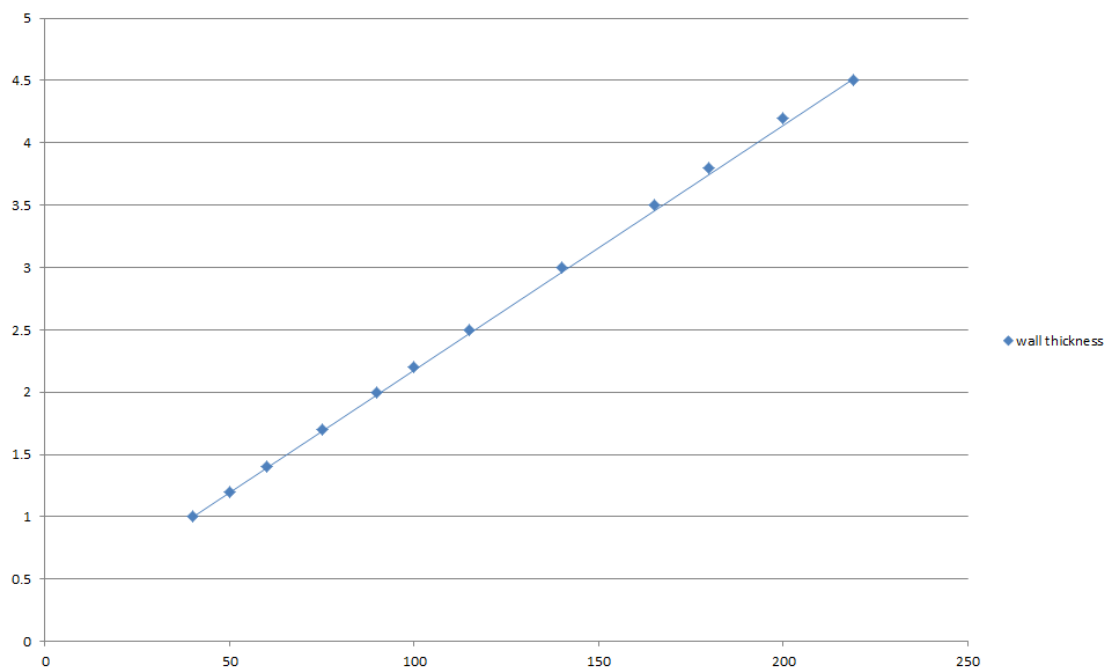
A.5.5.1 Two layer penetration seal with pipes

Services	Insulation (minimum thickness and density)	Classification
Copper pipe up to 54 mm diameter/1-14.2 mm wall	20 mm stone wool 80 kg/m ³	EI 120 C/C
Mild or stainless steel pipe 114 mm diameter/11 mm wall	None	E 90 C/U, EI 20 C/U

Services	Insulation (minimum thickness and density)	Classification
Mild or stainless steel pipe		
40 mm diameter/1-14.2 mm wall	20 mm stone wool 80 kg/m ³	EI 120 C/U
40 mm diameter/1-14.2 mm wall*	30 mm stone wool 80 kg/m ³	E 120 C/U, EI 90 C/U
50 mm diameter/1.2-14.2 mm wall*		
60 mm diameter/1.4-14.2 mm wall*		
75 mm diameter/1.7-14.2 mm wall*		
90 mm diameter/2-14.2 mm wall*		
100 mm diameter/2.2-14.2 mm wall*		
115 mm diameter/2.5-14.2 mm wall*		
140 mm diameter/3-14.2 mm wall*		
165 mm diameter/3.5-14.2 mm wall*		
180 mm diameter/3.8-14.2 mm wall*		
200 mm diameter/4.2-14.2 mm wall*		
219 mm diameter/4.5-14.2 mm wall*		

* Typical pipe diameters shown, see below graph for intermediate sizes

Pipe diameter vs Wall thickness



Services	Insulation (minimum thickness and density)	Classification
Alupex pipe		
16 mm diameter/2.25 mm wall	20 mm stone wool 80 kg/m ³	EI 120 C/C
20 mm diameter/2.5 mm wall		EI 60 C/C
26 mm diameter/3 mm wall		
32 mm diameter/3 mm wall		
40 mm diameter/3.5 mm wall		
50 mm diameter/4 mm wall		
63 mm diameter/4.5 mm wall		
75 mm diameter/4.7 mm wall		

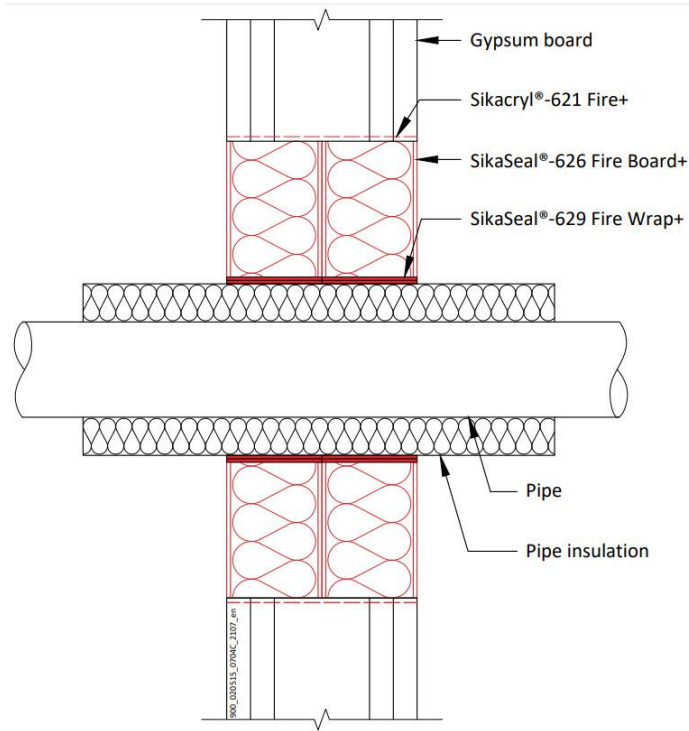
Declaration of Performance
 SikaSeal-626 Fire Board+
 80113803
 2021.10 , ver. 1
 1549

Template for translation. Only for
 internal use

A.5.6 Pipe penetration seal with 2x SikaSeal-626 Fire Board+ 1-S

Penetration Seal: LS (Local Sustained) or CS (Continuous Sustained) insulated metallic and composite pipes fitted at any position within the aperture, with 50 mm SikaSeal-626 Fire Board+ 1-S to both sides of the wall. SikaSeal-629 Fire Wrap+ are required to be fitted around the pipe to both sides of the seal.

Construction details:



Declaration of Performance
SikaSeal-626 Fire Board+
80113803
2021.10 , ver. 1
1549

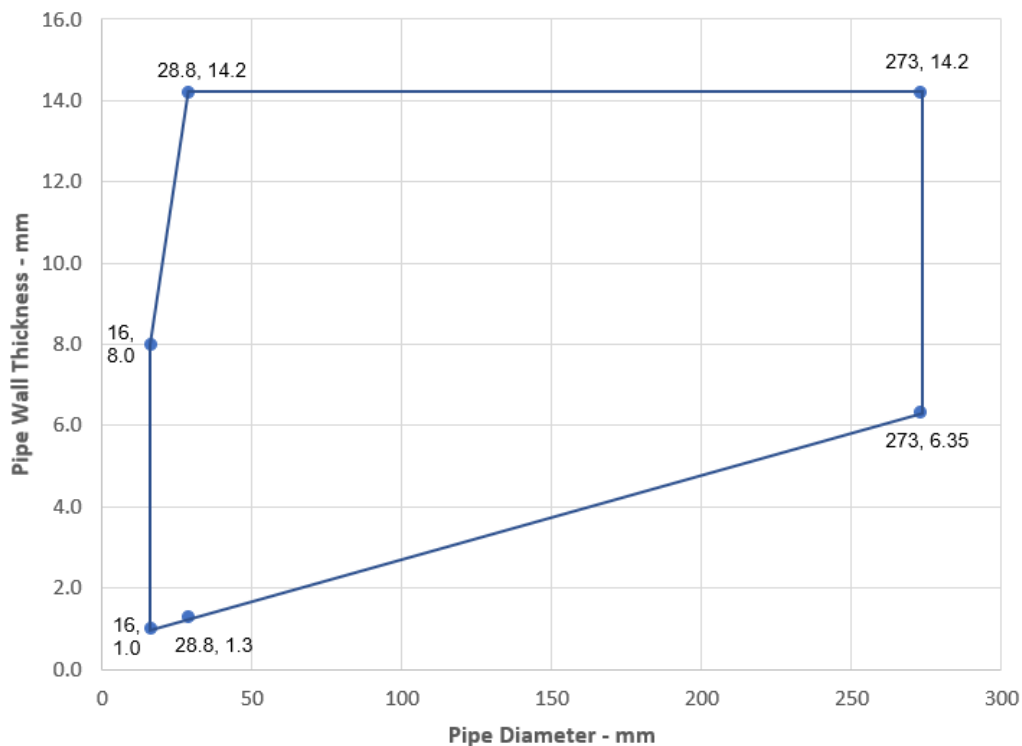
Template for translation. Only for
internal use

A.5.6.1 Two layer penetration seal with pipes

Services	Wrap	Insulation	Classification
Mild or stainless steel pipe			
16 mm diameter/1.0 mm wall	50 x 1.8 mm SikaSeal-629 Fire Wrap+ fitted to both sides of the seal	15 mm phenolic foam insulation (CS)	EI 90 C/U
16-273 mm diameter/1.0-14.2 mm wall*		25-100 mm phenolic foam insulation (CS)	
Copper pipe			
12 mm diameter/1 mm wall	50 x 3.6 mm SikaSeal-629 Fire Wrap+ fitted to both sides of the seal	9 mm elastomeric insulation minimum class B-s3, d0 or PE Foam insulation (LS and CS)	EI 120 C/C
12-54 mm diameter/1-1.2 mm wall		9-13 mm elastomeric insulation minimum class B-s3, d0 or PE Foam insulation (LS and CS)	E 120 C/C, EI 90 C/C
12-54 mm diameter/1-1.2 mm wall		13-25 mm elastomeric insulation minimum class B-s3, d0 or PE Foam insulation (LS and CS)	E 120 C/C, EI 60 C/C

*See below graph for interpolation pipe sizes

Steel Pipes with Phenolic Foam Insulation - C/U



Declaration of Performance
 SikaSeal-626 Fire Board+
 80113803
 2021.10 , ver. 1
 1549

Template for translation. Only for internal use

Services	Wrap	Insulation	Classification
Alupex pipe			
16 mm diameter/2.25 mm wall	50 x 3.6 mm SikaSeal-629 Fire Wrap+ fitted to both sides of the seal	9-25 mm elastomeric insulation minimum class B-s3, d0 or PE Foam insulation	EI 120 C/C
20 mm diameter/2.5 mm wall			
26 mm diameter/3 mm wall			
32 mm diameter/3 mm wall			
40 mm diameter/3.5 mm wall			
50 mm diameter/4 mm wall			
63 mm diameter/4.5 mm wall			
75 mm diameter/4.7 mm wall			
25 mm diameter/2.5 mm wall		13 mm polyethylene foam with plastic sheaving	E 90 C/C, EI 60 C/C

Services	Outer diameter including insulation	Pipe wrap	Pipe insulation	Classification
PE pipe according to EN 1519-1, EN 12201-2 and EN 12006-1, ABS according to EN 1455-1 and pipes made from SAN+PVC according to EN 1565-1				
Maximum 160 mm diameter pipe*	Maximum 68 mm diameter	50 x 3.6 mm SikaSeal-629 Fire Wrap+ fitted to both sides of the seal	9-50 mm Elastomeric insulation minimum class B-s3, d0 or PE Foam insulation	EI 60 C/C
	Maximum 178 mm diameter	50 x 10.8 mm SikaSeal-629 Fire Wrap+ fitted to both sides of the seal		
	Maximum 260 mm diameter	50 x 18.0 mm SikaSeal-629 Fire Wrap+ fitted to both sides of the seal		
PP pipe according to EN 1852-1: 2009				
Maximum 160 mm diameter pipe*	Maximum 68 mm diameter	50 x 3.6 mm SikaSeal-629 Fire Wrap+ fitted to both sides of the seal	9-50 mm Elastomeric insulation minimum class B-s3, d0 or PE Foam insulation	EI 60 C/C
	Maximum 178 mm diameter	50 x 10.8 mm SikaSeal-629 Fire Wrap+ fitted to both sides of the seal		
	Maximum 260 mm diameter	50 x 18.0 mm SikaSeal-629 Fire Wrap+ fitted to both sides of the seal		

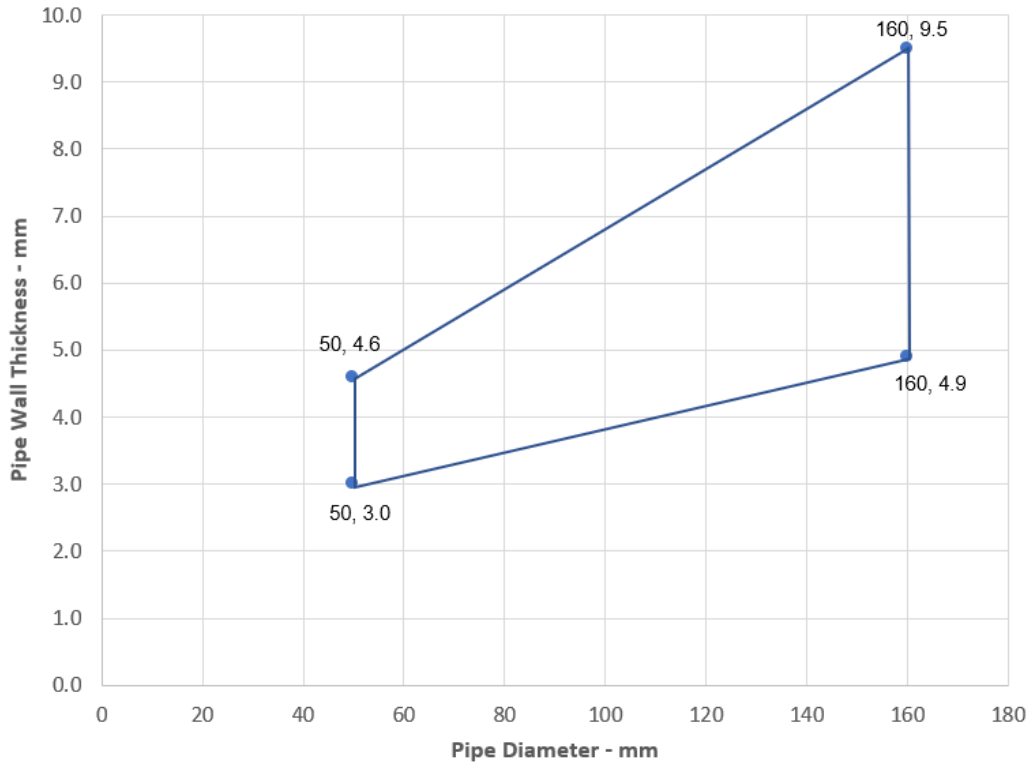
*See below graph for interpolation pipe sizes

Declaration of Performance

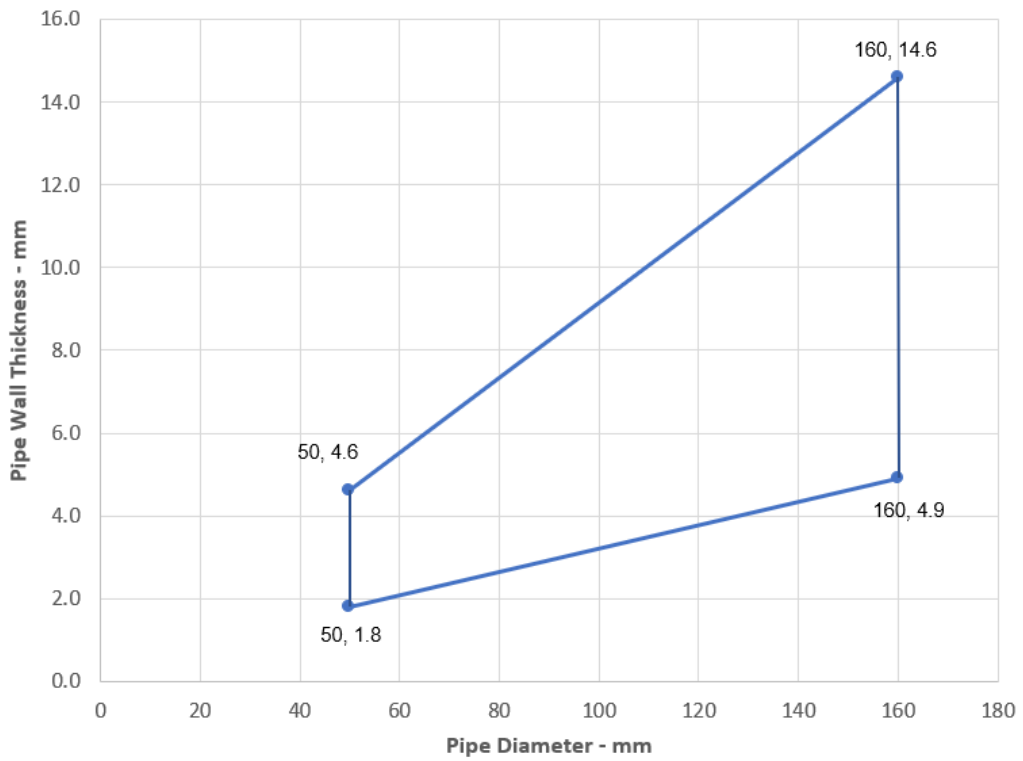
SikaSeal-626 Fire Board+
80113803
2021.10 , ver. 1
1549

Template for translation. Only for
internal use

PE Pipes - EI 60 C/C



PP Pipes - EI 60 C/C



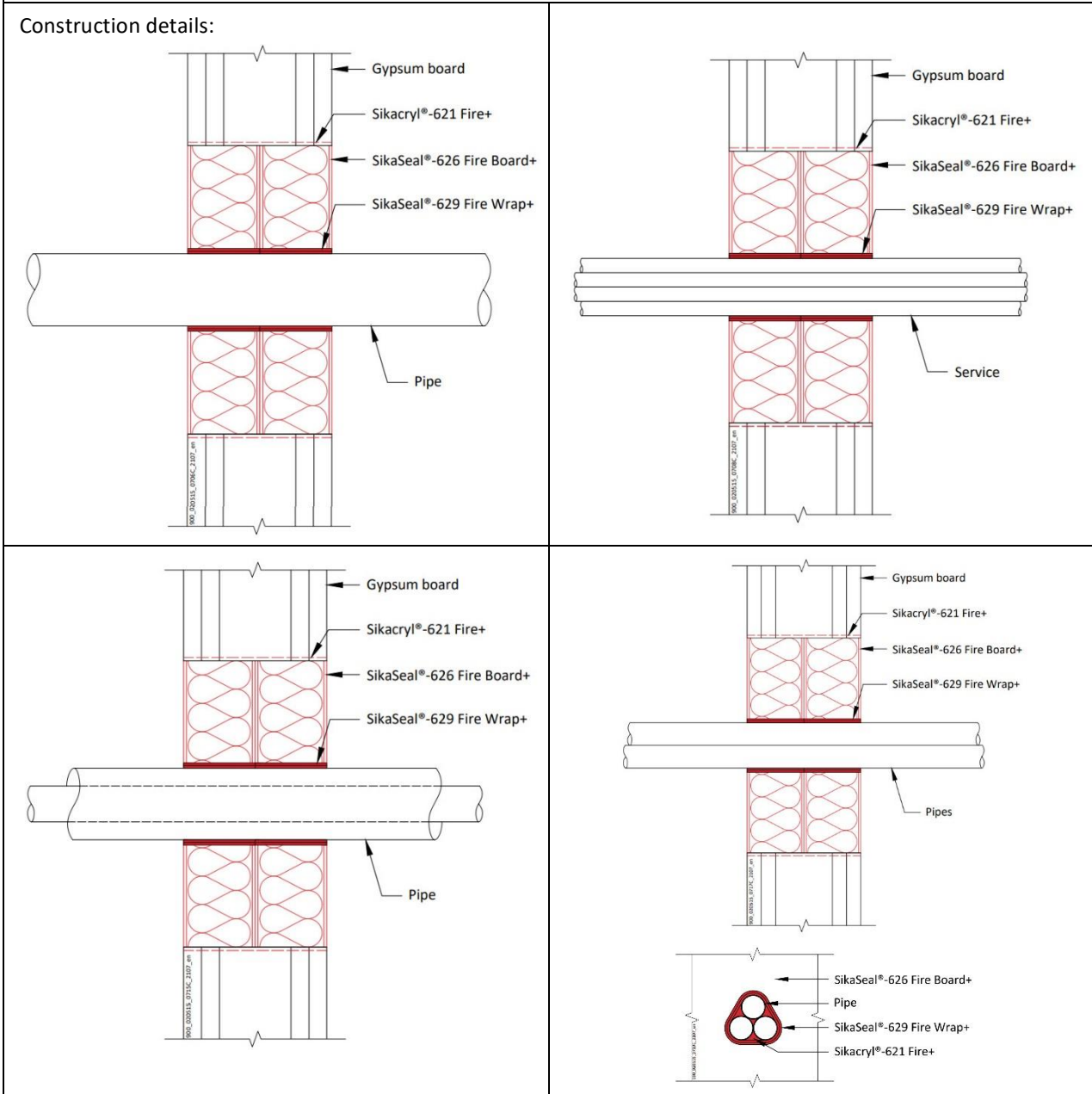
Declaration of Performance
SikaSeal-626 Fire Board+
80113803
2021.10 , ver. 1
1549

Template for translation. Only for
internal use





A.5.7 SikaSeal-629 Fire Wrap+ penetration seal for plastic pipes, in 2x SikaSeal-626 Fire Board+ 1-S, in flexible or rigid walls

Penetration Seal: Combustible pipes sealed with SikaSeal-629 Fire Wrap+, to both sides of the wall. Minimum separation between penetration seals and seal edges of 30 mm. (Configuration 1 & 2).



Declaration of Performance
 SikaSeal-626 Fire Board+
 80113803
 2021.10 , ver. 1
 1549

Template for translation. Only for
 internal use

Configuration 1	Configuration 2
	
<p>Key</p> <p>1 Supporting construction</p> <p>a1 Pipe / top edge of seal separation</p> <p>a2 Pipe / side edge of seal separation</p> <p>a3 Pipe / pipe separation</p>	

Declaration of Performance
 SikaSeal-626 Fire Board+
 80113803
 2021.10 , ver. 1
 1549

148/178

Template for translation. Only for
 internal use

BUILDING TRUST



A.5.7.1

Services	Wraps (both sides)	Permitted configuration for seal separation	Classification
PVC-U pipe according to EN 1329-1, EN 1452-2 and EN 1453-1 and PVC-C according to EN 1566-1			
Diameter up to 40 mm, wall thickness 1.9 – 3.0 mm	50 x 1.8 mm (1 layer)	1 & 2	EI 120 U/U, EI 120 C/U, EI 120 U/C, EI 120 C/C
Diameter up to 110 mm, wall thickness 2.7 – 6.6 mm	50 x 3.6 mm (2 x 1.8 layer)		E 120 U/C, E 120 C/C EI 90 U/C, EI 90 C/C
Diameter up to 125 mm, wall thickness 3.7 – 7.4 mm	50 x 5.4 mm (3 x 1.8 layer)		
Diameter up to 160 mm, wall thickness 9.5 mm *	50 x 7.2 mm (4 x 1.8 layer)		E 90 U/C, E 90 C/C EI 60 U/C, EI 60 C/C
Diameter up to 160 mm, wall thickness 4.0-9.5 mm *	50 x 10.8 mm (6 x 1.8 layer)		
Diameter up to 200 mm, wall thickness 4.9-11.9 mm	50 x 10.8 mm (6 x 1.8 layer)		EI 90 C/C
Diameter up to 315 mm, wall thickness 7.7-12.1 mm*	50 x 18 mm (10 x 1.8 layers)		EI 90 C/C
Diameter up to 400 mm, wall thickness 9.8-15.3 mm*	50 x 28.8 mm (16 x 1.8 layers)		EI 90 C/C
Diameter up to 110 mm, wall thickness 2.7–6.6 mm, fully or partially filled conduits with cables up to 14 mm diameter	50 x 3.6 mm (2 x 1.8 layers)		E 120 U/C, EI 90 U/C
Diameter up to 32 mm Ø, wall thickness 1.5-2.4 mm with or without cables up to 14 mm Ø, in pipe bundles up to 110 mm Ø ¹⁾	50 x 3.6 mm (2 x 1.8 layers)		EI 90 U/C
PE pipe according to EN 1519-1, EN 12201-2 and EN 12006-1, ABS according to EN 1455-1 and pipes made from SAN+PVC according to EN 1565-1			
Diameter up to 40 mm, wall thickness 2.4 – 3.7 mm	50 x 1.8 mm (1 layer)	1 & 2	EI 120 U/U, EI 120 C/U, EI 120 U/C, EI 120 C/C
Diameter up to 110 mm, wall thickness 4.2 – 10 mm	50 x 3.6 mm (2 x 1.8 layer)		E 120 U/C, E 120 C/C EI 90 U/C, EI 90 C/C
Diameter up to 125 mm, wall thickness 4.8 – 12 mm	50 x 5.4 mm (3 x 1.8 layer)		
Diameter up to 160 mm, wall thickness 14.6 mm	50 x 7.2 mm (4 x 1.8 layer)		E 90 U/C, E 90 C/C EI 60 U/C, EI 60 C/C
Diameter up to 160 mm, wall thickness 4.9-14.6 mm	50 x 10.8 mm (6 x 1.8 layer)		
Diameter up to 200 mm, wall thickness 6.2-18.2 mm	50 x 10.8 mm (6 x 1.8 layer)		EI 90 C/C
Diameter up to 315 mm, wall thickness 18.7 mm	50 x 18 mm (10 x 1.8 layers)		EI 60 C/C
Diameter up to 400 mm, wall thickness 23.7 mm	50 x 28.8 mm (16 x 1.8 layers)		EI 60 C/C
Diameter up to 110 mm, wall thickness 4.2–10 mm, fully or partially filled conduits with cables up to 14 mm diameter	50 x 3.6 mm (2 x 1.8 layers)		E 120 U/C, EI 90 U/C
Diameter up to 40 mm Ø, wall thickness 2.0-3.7 mm with or without cables up to 14 mm Ø, in pipe bundles up to 110 mm Ø ¹⁾	50 x 3.6 mm (2 x 1.8 layers)		EI 90 U/C

Services	Wraps (both sides)	Permitted configuration for seal separation	Classification
PP pipe according to EN 1852-1: 2009			
Diameter up to 40 mm, wall thickness 1.8 – 5.5 mm	50 x 1.8 mm (1 layer)	1 & 2	EI 120 U/U, EI 120 C/U, EI 120 U/C, EI 120 C/C
Diameter up to 110 mm, wall thickness 2.7 - 15.1 mm	50 x 3.6 mm (2 x 1.8 layer)		EI 90 U/U, EI 90 C/U, EI 90 U/C, EI 90 C/C
Diameter up to 125 mm, wall thickness 3.1 – 17.1 mm	50 x 5.4 mm (3 x 1.8 layer)		E 120 U/C, E 120 C/C EI 90 U/C, EI 90 C/C
Diameter up to 160 mm, wall thickness 21.9 mm	50 x 7.2 mm (4 x 1.8 layer)		EI 60 U/C, EI 60 C/C
Diameter up to 160 mm, wall thickness 4.9-21.9 mm	50 x 10.8 mm (6 x 1.8 layer)		EI 90 C/C
Diameter up to 200 mm, wall thickness 4.9-18.2 mm	50 x 10.8 mm (6 x 1.8 layer)		EI 60 C/C
Diameter up to 315 mm, wall thickness 28.6 mm	50 x 18 mm (10 x 1.8 layers)		E 120 U/C, EI 90 U/C
Diameter up to 110 mm, wall thickness 2.7–15.1 mm, fully or partially filled conduits with cables up to 14 mm diameter	50 x 3.6 mm (2 x 1.8 layers)		EI 90 U/C
Diameter up to 40 mm Ø, wall thickness 1.8-2.0 mm with or without cables up to 14 mm Ø, in pipe bundles up to 110 mm Ø ¹⁾	50 x 3.6 mm (2 x 1.8 layers)		

¹⁾ PVC, PE and PP pipes can be mixed in the same bundle.

Services	Wraps (both sides)	Permitted configuration for seal separation	Classification
Uponor Wirsbo PEX double pipe in pipe system according to ISO 15875			
Diameter up to 54 mm/4.0 mm wall thickness (outer pipe), 28 mm diameter/0.4 mm wall thickness (inner pipe)	50 x 3.6 mm (2 x 1.8 layers)	1 & 2	EI 120 C/C
Diameter up to 25 mm pipes, wall thickness 0.6 mm, in bundles up to 50 mm	50 x 3.6 mm (2 x 1.8 layers)		EI 90 C/C
Uponor Decibel pipe according to EN 1451-1			
50 mm diameter/2.0 mm wall thickness	50 x 3.6 mm (2 x 1.8 layers)	1 & 2	EI 90 U/U
75-110 mm diameter/2.6-3.8 mm wall thickness	50 x 3.6 mm (2 x 1.8 layers)		EI 90 U/C
BluePower Multilayer pipe according to EN 1451-1			
32-50 mm diameter/1.8 mm wall thickness*	50 x 3.6 mm (2 x 1.8 layers)	1 & 2	EI 90 U/U
75-110 mm diameter/3.4 mm wall thickness*	50 x 3.6 mm (2 x 1.8 layers)		EI 90 C/U
125-160 mm diameter/3.9-4.9 mm wall thickness	50 x 10.8 mm (6 x 1.8 layers)		EI 90 U/C

Declaration of Performance

SikaSeal-626 Fire Board+
80113803
2021.10, ver. 1
1549

Template for translation. Only for
internal use

Services	Wraps (both sides)	Permitted configuration for seal separation	Classification
Rehau Raupiano Plus PP-DD according to DIN 4102			
40-50 mm diameter/1.8-2.7 mm wall thickness*	50 x 3.6 mm (2 x 1.8 layers)	1 & 2	EI 120 U/U
75-110 mm diameter/2.7 mm wall thickness*	50 x 3.6 mm (2 x 1.8 layers)		EI 120 U/C
125 mm diameter/3.9 mm wall thickness	50 x 7.2 mm (4 x 1.8 layers)		EI 120 U/C
160 mm diameter/3.9 mm wall thickness	50 x 10.8 mm (6 x 1.8 layers)		EI 120 U/C
Polo-Kal NG Poloplast PP-MV according to DIN 4102			
32-50 mm diameter/2.0-3.4 mm wall thickness*	50 x 3.6 mm (2 x 1.8 layers)	1 & 2	EI 120 U/U
75-110 mm diameter/3.4 mm wall thickness*	50 x 3.6 mm (2 x 1.8 layers)		EI 120 U/C
125 mm diameter/3.9 mm wall thickness	50 x 7.2 mm (4 x 1.8 layers)		EI 120 U/C
160 mm diameter/4.9 mm wall thickness	50 x 10.8 mm (6 x 1.8 layers)		EI 120 U/C
Aquatherm Green SDR9 MF PP-RP according to ISO 21003			
32 mm diameter/3.0 mm wall thickness	50 x 1.8 mm (1 x 1.8 layer)	1 & 2	E 120 C/C, EI 90 C/C
40-50 mm diameter/5.6-12.3 mm wall thickness*	50 x 3.6 mm (2 x 1.8 layers)		E 120 C/C, EI 90 C/C
63-110 mm diameter/12.3 mm wall thickness*	50 x 3.6 mm (2 x 1.8 layers)		E 120 C/C, EI 90 C/C
Wavin SiTech + PP-M B according to EN 13501-1			
32-50 mm diameter/1.8-3.4 mm wall thickness*	50 x 3.6 mm (2 x 1.8 layers)	1 & 2	E 120 U/U, EI 90 U/U
75-110 mm diameter/3.4 mm wall thickness*	50 x 3.6 mm (2 x 1.8 layers)		E 120 U/C, EI 60 U/C
Gilbert Silent PP according to DIN 4102			
32-50 mm diameter/1.8-3.4 mm wall thickness*	50 x 3.6 mm (2 x 1.8 layers)	1 & 2	EI 120 U/U
75-110 mm diameter/3.4 mm wall thickness*	50 x 3.6 mm (2 x 1.8 layers)		EI 120 U/C

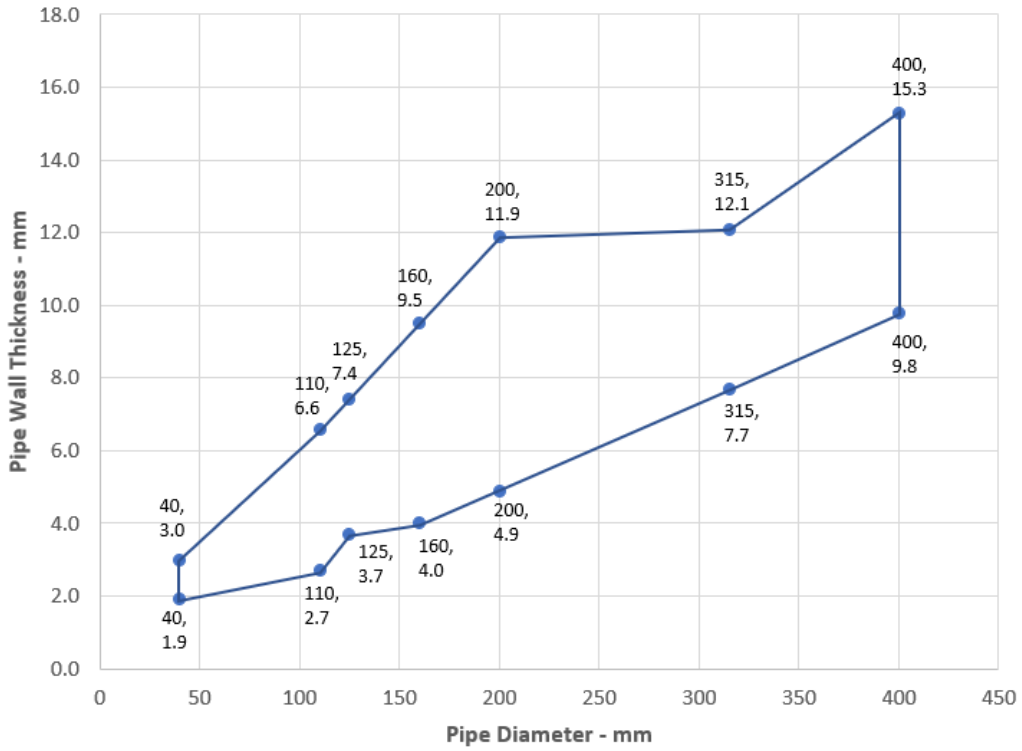
*See below graph for interpolation pipe sizes

Declaration of Performance

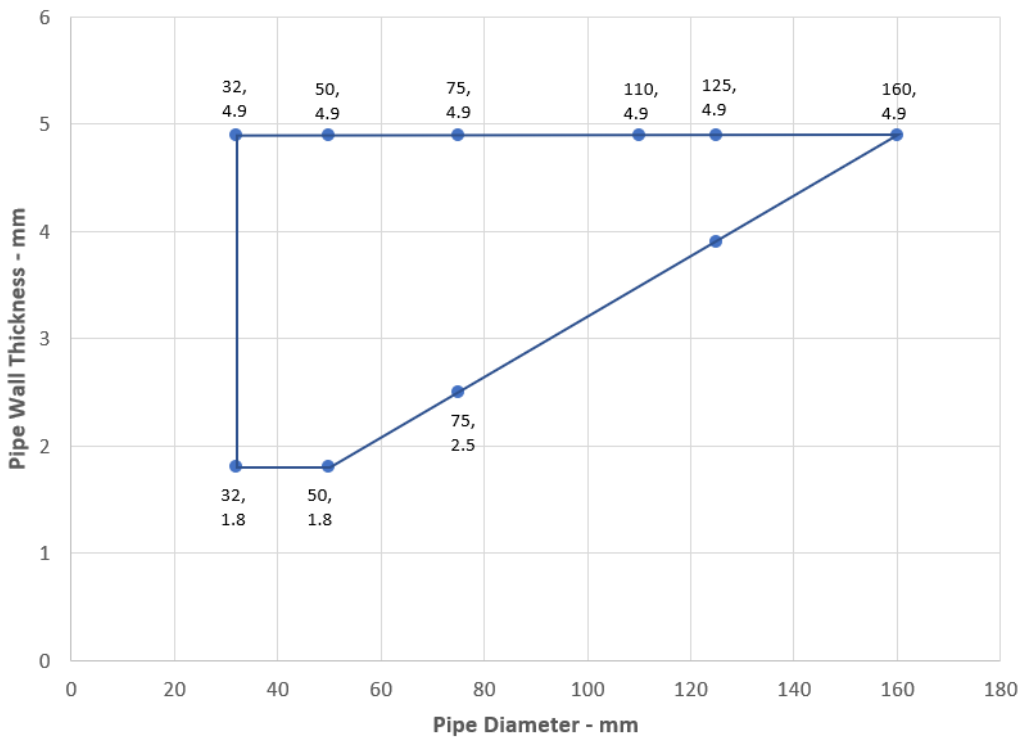
SikaSeal-626 Fire Board+
80113803
2021.10 , ver. 1
1549

Template for translation. Only for
internal use

PVC-U Pipes - E 90 C/C, EI 60 C/C



BluePower Pipes - EI 90 U/C

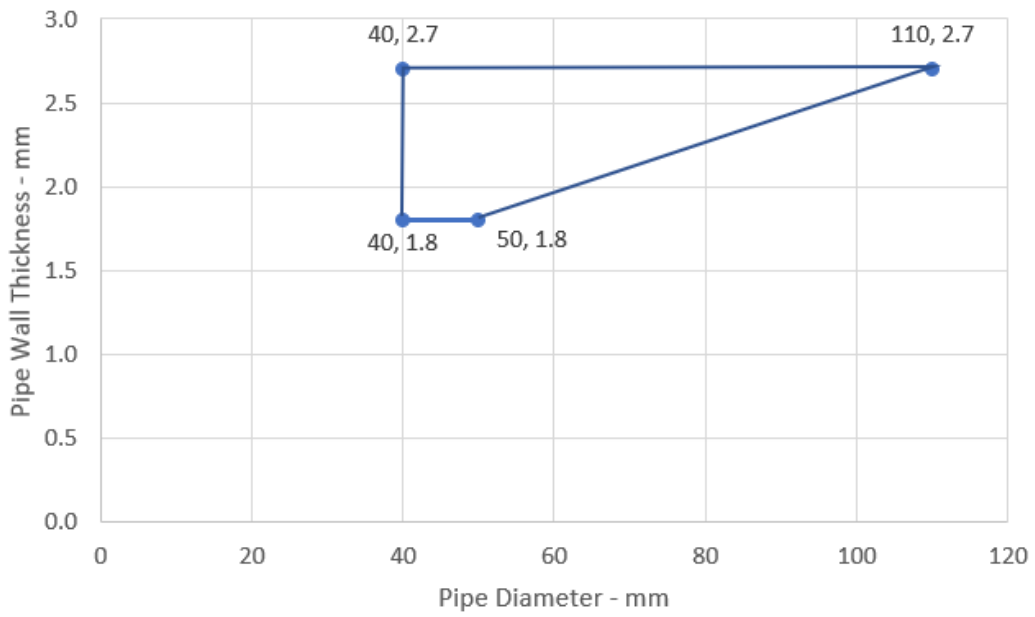


Declaration of Performance
 SikaSeal-626 Fire Board+
 80113803
 2021.10 , ver. 1
 1549

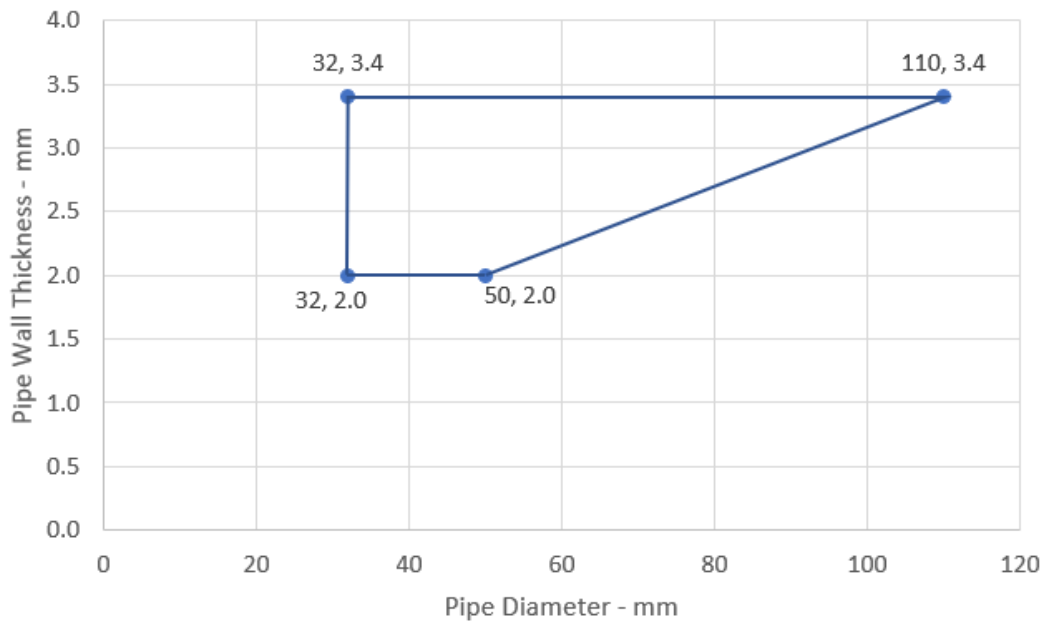
Template for translation. Only for
 internal use



Rehau Raupiano Plus -EI 120 U/C



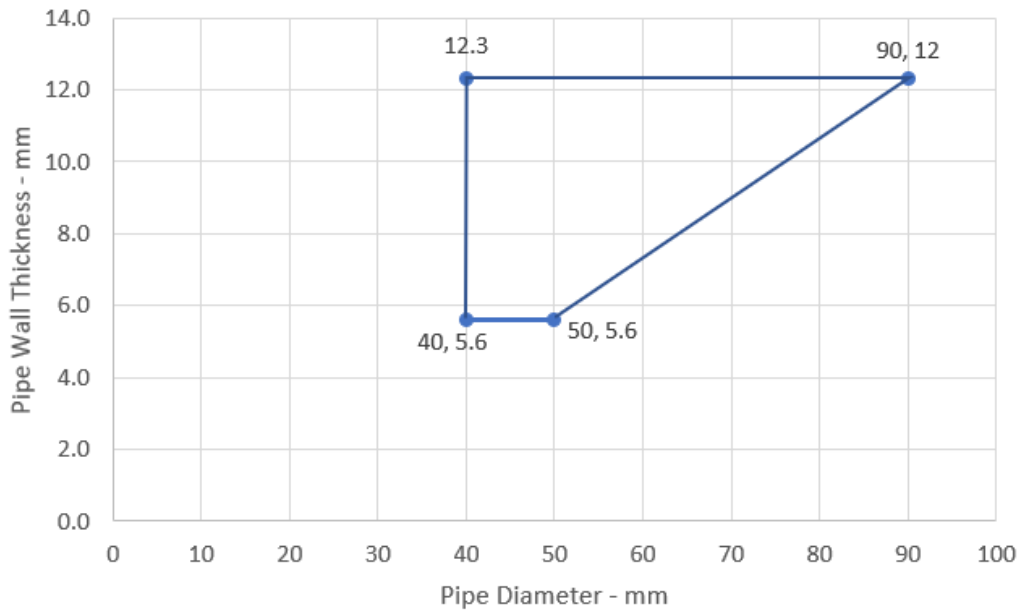
Polo-Kal NG - EI 120 U/C



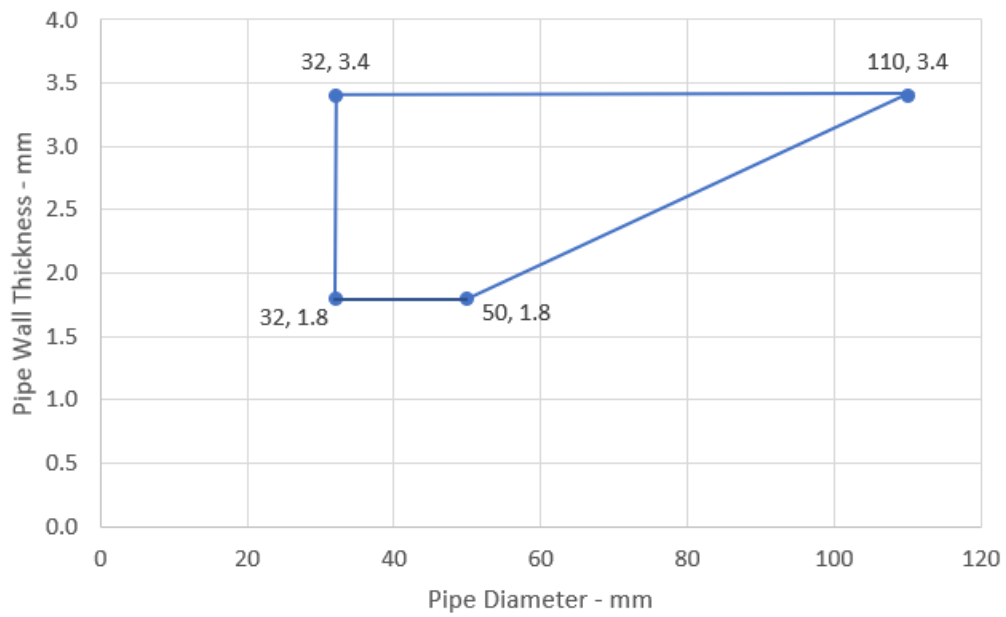
Declaration of Performance
SikaSeal-626 Fire Board+
80113803
2021.10 , ver. 1
1549

Template for translation. Only for
internal use

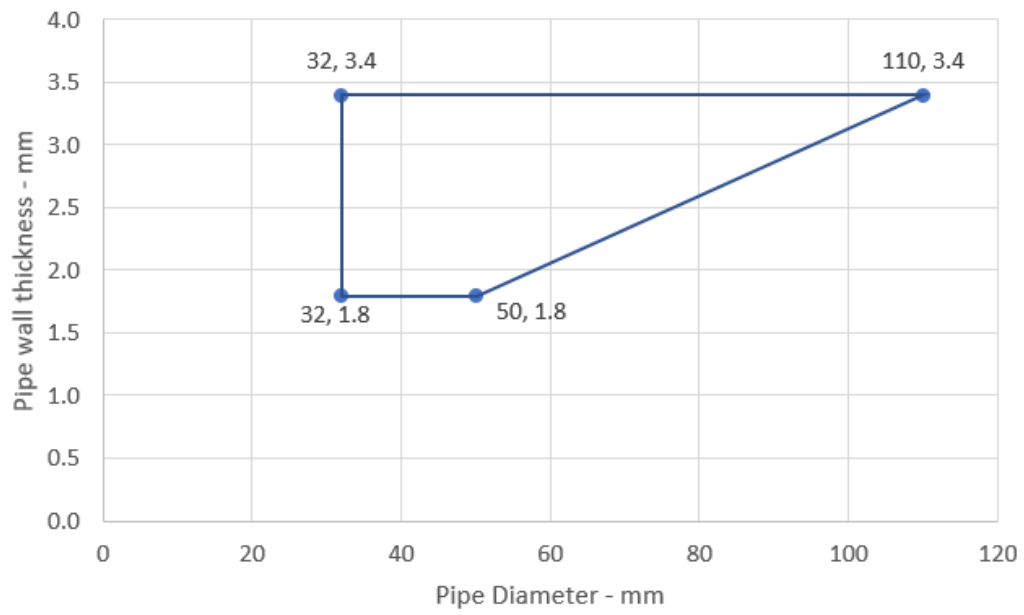
Aquatherm Green - E 120 C/C, EI 90 C/C



Wavin SiTech Pipes - E120 C/C, EI 60 C/C



Gilbert Silent PP - EI 120 U/C



Declaration of Performance
SikaSeal-626 Fire Board+
80113803
2021.10 , ver. 1
1549

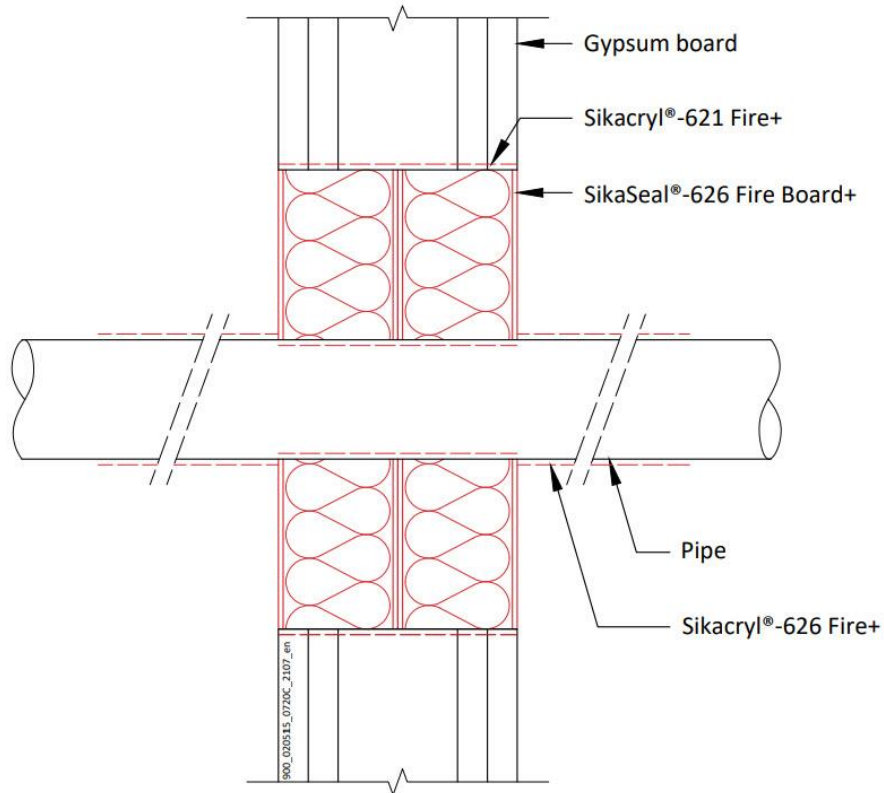
Template for translation. Only for
internal use



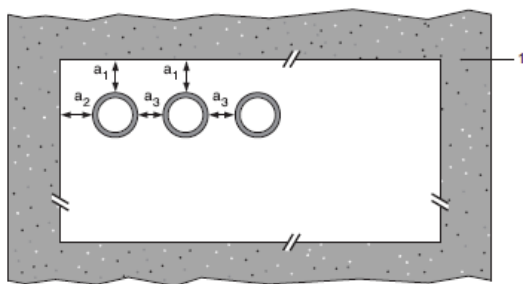
A.5.8 Sikacryl®-626 Fire+ penetration seal for steel pipes, in 2x SikaSeal-626 Fire Board+ 1-S, in flexible or rigid walls

Penetration Seal: Metallic pipes with Sikacryl®-626 Fire+ fitted at any position within the aperture, with 50 mm SikaSeal-626 Fire Board+ 1-S to both sides of the wall. Minimum separation between penetration seals and seal edges of 30 mm. (Configuration 1 & 2).

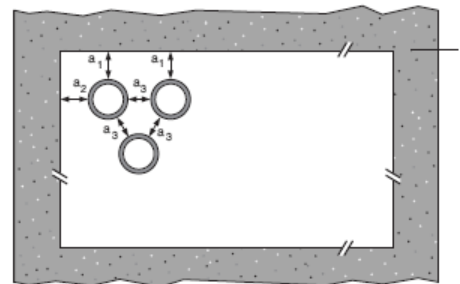
Construction details:



Configuration 1



Configuration 2



Key

- 1 Supporting construction
- a1 Pipe / top edge of seal separation
- a2 Pipe / side edge of seal separation
- a3 Pipe / pipe separation

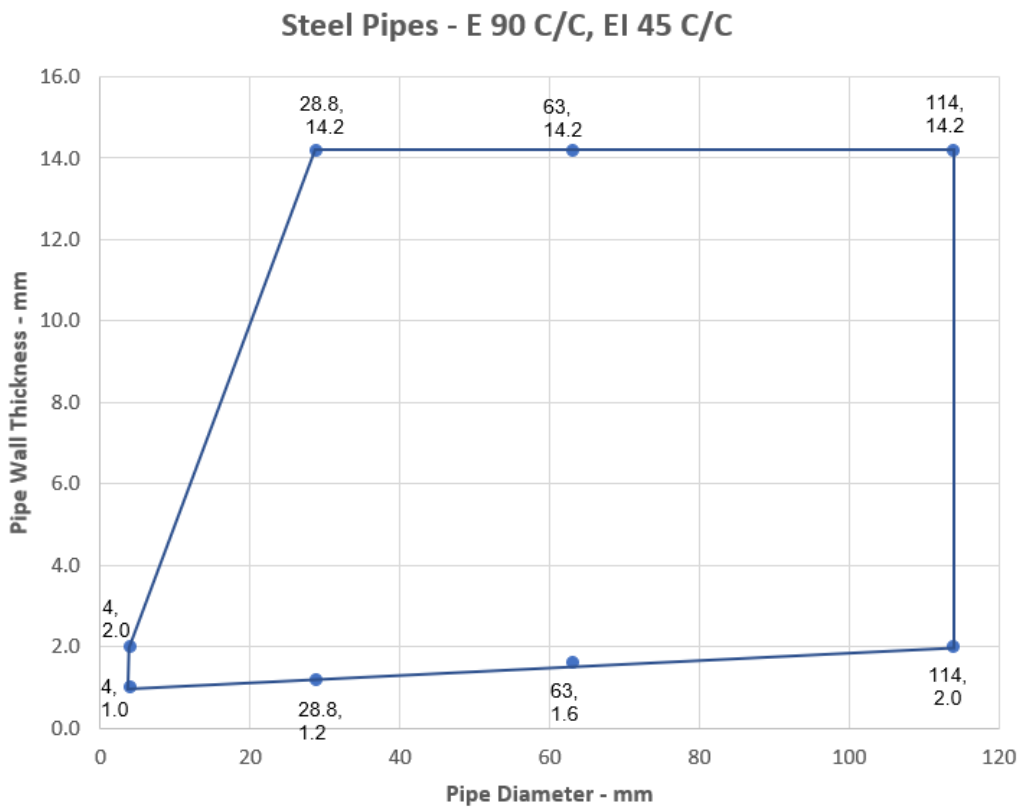
Declaration of Performance
 SikaSeal-626 Fire Board+
 80113803
 2021.10 , ver. 1
 1549

Template for translation. Only for
 internal use

A.5.8.1

Services	Insulation, minimum	Classification
Mild or stainless steel pipe		
Maximum 63 mm diameter*	Sikacryl®-626 Fire+, 750-micron DFT extending 200 mm from both faces of the SikaSeal-629 Fire Wrap+ fire seal	EI 120 C/C
	Sikacryl®-626 Fire+, 1500-micron DFT extending 200 mm from both faces of the SikaSeal-629 Fire Wrap+ fire seal	E 90 C/U, EI 60 C/U
Maximum 114 mm diameter	Sikacryl®-626 Fire+, 1000-micron DFT extending 200 mm from both faces of the SikaSeal-629 Fire Wrap+ fire seal	E 120 C/U, EI 45 C/U

* Typical pipe diameters shown, see below graph for intermediate sizes



Declaration of Performance
 SikaSeal-626 Fire Board+
 80113803
 2021.10 , ver. 1
 1549

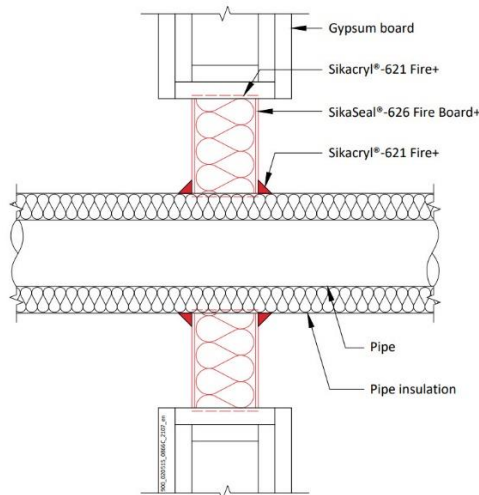
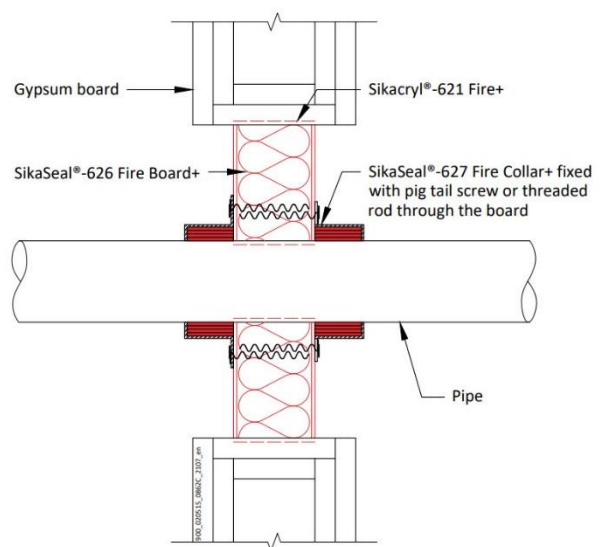
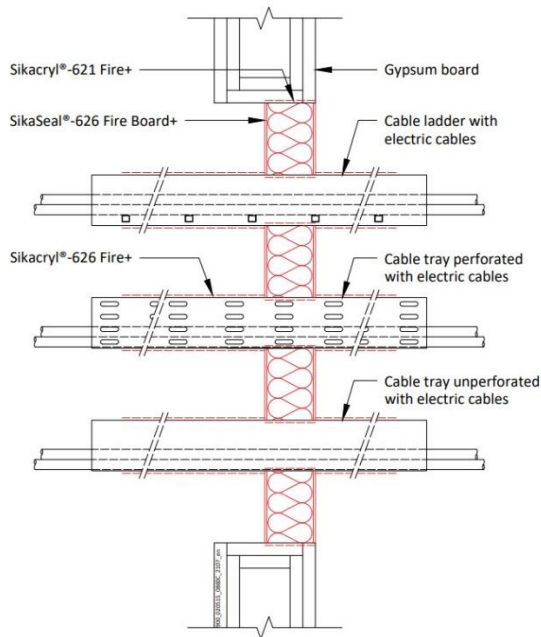
Template for translation. Only for
 internal use



A.5.9 Penetration seal with 1x SikaSeal-626 Fire Board+ 50 2-S in framed aperture

Penetration Seal: Services fitted at any position within the aperture, with 50 mm SikaSeal-626 Fire Board+ 2-S positioned to either face of the wall (or anywhere in between). Minimum 30 mm separation between pipes. SikaSeal-627 Fire Collar+ fixed with 50mm pigtail screws. Cables and cable trays coated 150mm each side of SikaSeal-626 Fire Board+ with nominally 300µm WFT Sikacryl®-626 Fire+. In rigid wall constructions the wall thickness can be minimum 75 mm.

Construction details:



Declaration of Performance
 SikaSeal-626 Fire Board+
 80113803
 2021.10 , ver. 1
 1549

Template for translation. Only for
 internal use

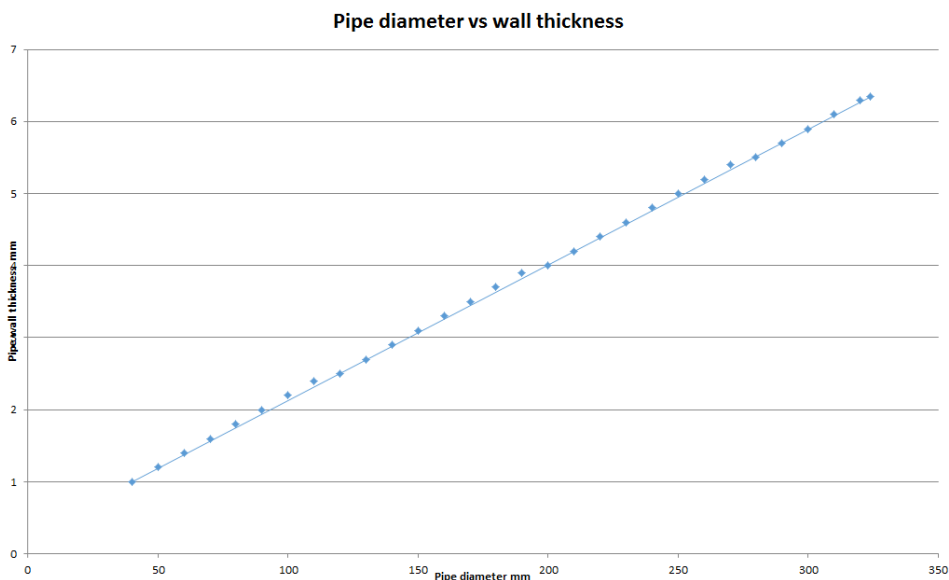
A.5.9.1 Single side penetration seal with cables

Services	Maximum aperture	Classification
Electrical cables up to 80 mm \varnothing (single, bundled and on trays)	1200 mm wide x 600 mm high	EI 60
Cables up to 21mm \varnothing in tied bundles up to 100mm \varnothing		
Perforated Steel cable trays & ladders		EI 60
Unperforated steel cable trays		E 60, EI 45
Unsheathed wires up to 24 mm \varnothing		E 60, EI 45

A.5.9.2 Single side penetration seal with metallic pipes

Services	Maximum Aperture	Insulation CS	Classification
Mild or stainless steel pipe	1200 mm wide x 600 mm high	20 mm Stone wool insulation min. 80 kg/m ³	E 90 C/U, EI 60 C/U
40 mm diameter/1.0-14.2 mm wall*			
40 mm diameter/1.0-14.2 mm wall*			
50 mm diameter/1.7-14.2 mm wall*			
60 mm diameter/1.8-14.2 mm wall*			
75 mm diameter/2.1-14.2 mm wall*			
90 mm diameter/2.3-14.2 mm wall*			
100 mm diameter/2.5-14.2 mm wall*			
115 mm diameter/2.8-14.2 mm wall*			
140 mm diameter/3.2-14.2 mm wall*			
165 mm diameter/ 3.6-14.2 mm wall*			
180 mm diameter/ 3.9-14.2 mm wall*			
200 mm diameter/ 4.2-14.2 mm wall*			
219 mm diameter/ 4.5-14.2 mm wall*			
250 mm diameter/ 5.0-14.2 mm wall*			
300 mm diameter/ 5.9-14.2 mm wall*			
324 mm diameter/ 6.35-14.2 mm wall*			
		30 mm Stone wool insulation min. 80 kg/m ³	

* Typical pipe diameters shown, see below graph for intermediate sizes
CS – Continuous Sustained



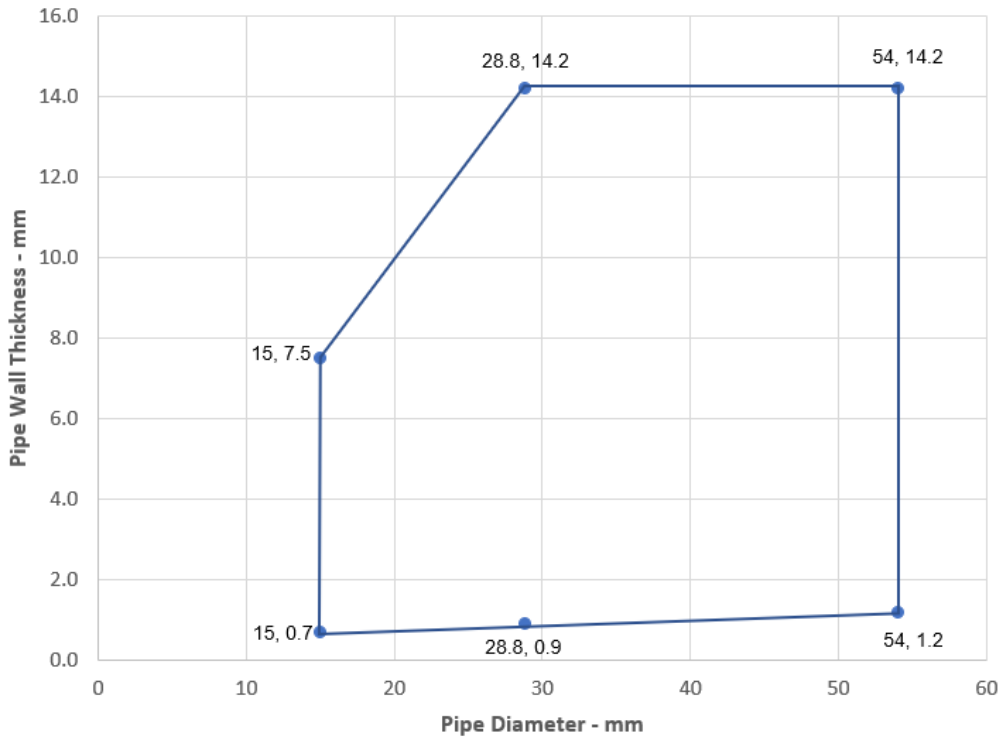
Declaration of Performance
SikaSeal-626 Fire Board+
80113803
2021.10 , ver. 1
1549

Template for translation. Only for
internal use

Services	Maximum Aperture	Insulation CS	Classification
Copper pipe maximum 54 mm diameter*	1200 mm wide x 600 mm high	20-40 mm glass or stone wool insulation min. 75 kg/m ³	E 60 C/C, EI 30 C/C
Alupex pipe maximum 16 mm diameter/2.25 mm wall		20 mm glass or stone wool insulation min. 75 kg/m ³	E60 C/C, EI 45 C/C
Alupex pipe maximum 75 mm diameter/4.6 mm wall		25 mm glass or stone wool insulation min. 75 kg/m ³	EI 60 C/C

*See below graph for interpolation pipe sizes

Copper Pipes - E 60 C/C, EI 30 C/C



Declaration of Performance
 SikaSeal-626 Fire Board+
 80113803
 2021.10 , ver. 1
 1549

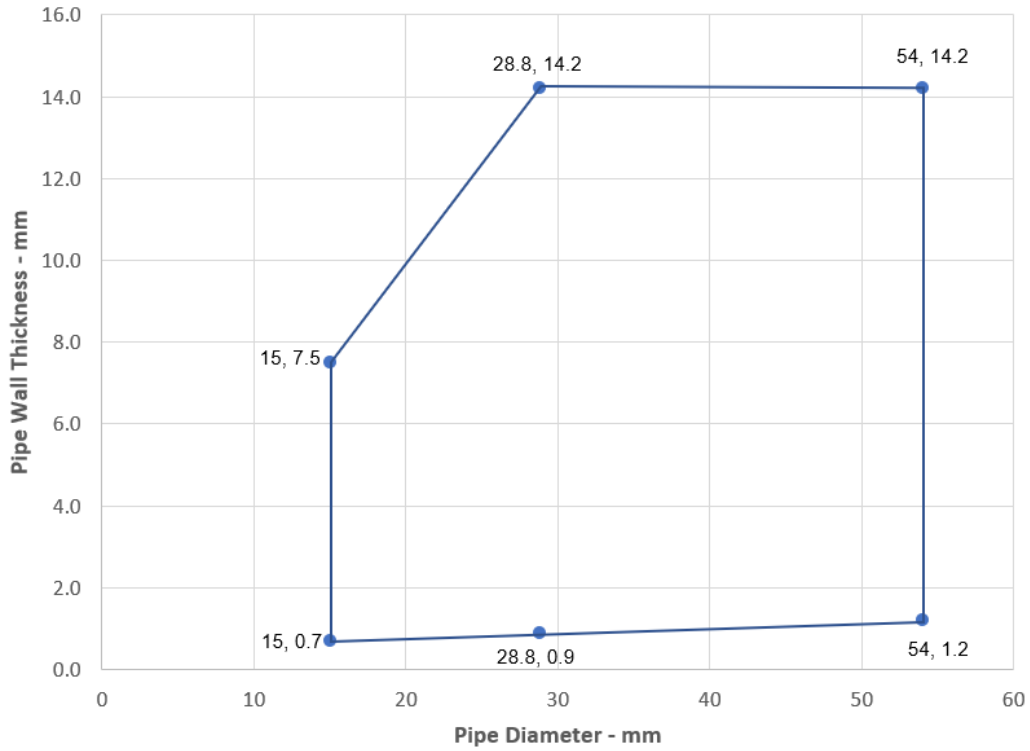
Template for translation. Only for
 internal use



Services	Maximum Aperture	Insulation LI or CI	Classification
Copper pipe maximum 54 mm diameter*	1200 mm wide x 600 mm high	Min. 500 mm length, min. 20 mm thick glass or stone wool insulation 75 kg/m ³	E 60 C/C, EI 45 C/C

*See below graph for interpolation pipe sizes

Copper Pipes - E 60 C/C, EI 45 C/C



Declaration of Performance
 SikaSeal-626 Fire Board+
 80113803
 2021.10 , ver. 1
 1549

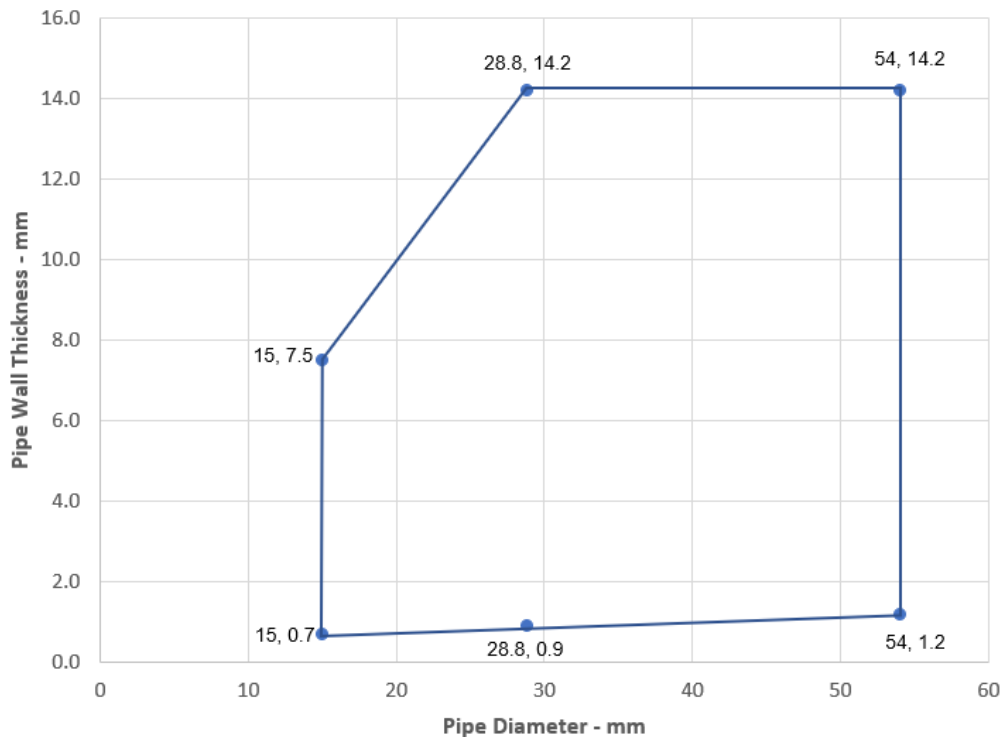
Template for translation. Only for
 internal use



Services	Collar	Insulation CS	Classification
Copper pipe			
Maximum 54 mm diameter*	Maximum 110 mm diameter/50 mm high	9-25 mm elastomeric insulation min. class B-s3, d0 or PE Foam insulation	E 60 C/C, EI 30 C/C
Alupex pipe			
Maximum 16 mm diameter, wall thickness 2.25 mm	Maximum 40 mm diameter/50 mm high	9 mm elastomeric insulation min. class B-s3, d0 or PE Foam insulation	EI 60 C/C
Maximum 75 mm diameter, wall thickness 2.25-4.6 mm	Maximum 110 mm diameter/50 mm high		E 60 C/C, EI 45 C/C
Maximum 75 mm diameter, wall thickness 2.25-4.6 mm	125 mm diameter/ 60mm high	25 mm elastomeric insulation min. class B-s3, d0 or PE Foam insulation	EI 60 C/C

*See below graph for interpolation pipe sizes

Copper Pipes - E 60 C/C, EI 30 C/C



Declaration of Performance
SikaSeal-626 Fire Board+
80113803
2021.10 , ver. 1
1549

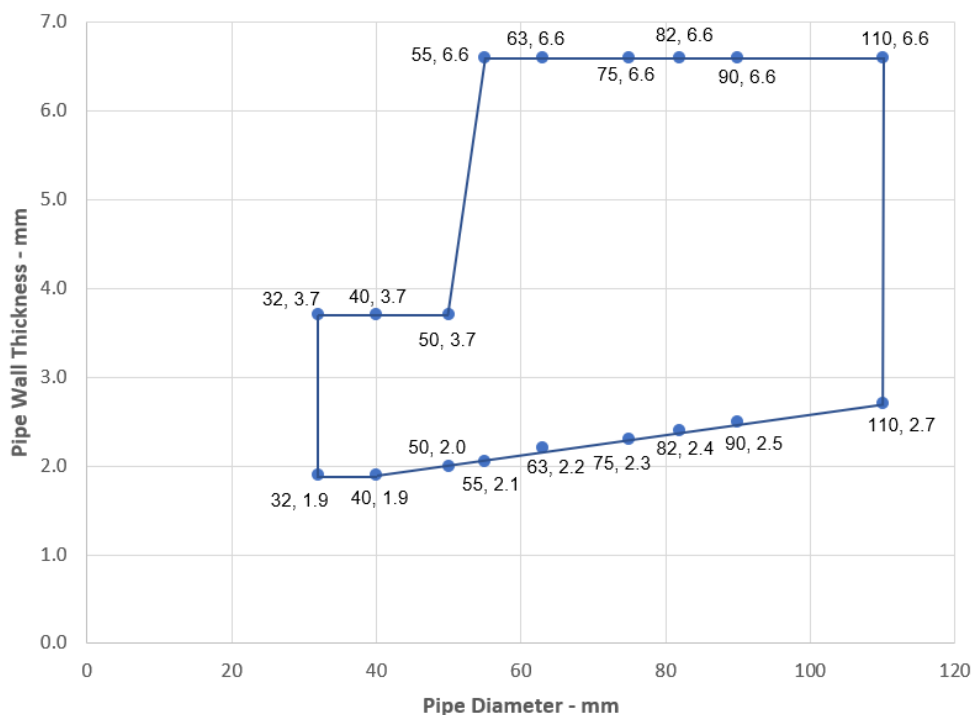
Template for translation. Only for
internal use

A.5.9.3 Single side penetration seal with plastic pipes

Services	Collar Inlay	Classification
PVC-U pipe according to EN 1329-1, EN 1452-1 and EN 1453-1 and PVC-C according to EN 1566-1		
Diameter 32 mm, wall thickness 1.9 mm	30 x 3.0 mm	E 90 U/C, EI 45 U/C
Diameter 40 mm, wall thickness 1.9 mm	30 x 3.0 mm	
Diameter 50 mm, wall thickness 3.7-6.6 mm	30 x 3.0 mm	E 90 U/C, EI 30 U/C
Diameter 55 mm, wall thickness 3.7-6.6 mm	30 x 3.2 mm	
Diameter 63 mm, wall thickness 3.7-6.6 mm	30 x 3.6 mm	
Diameter 75 mm, wall thickness 3.7-6.6 mm	30 x 4.2 mm	
Diameter 82 mm, wall thickness 3.7-6.6 mm	30 x 4.6 mm	
Diameter 90 mm, wall thickness 3.7-6.6 mm	30 x 5.0 mm	
Diameter 110 mm, wall thickness 2.7-6.6 mm	30 x 6.0 mm	
32 mm diameter*	50 x 3.0 mm	E 120 U/C, EI 60 U/C
40 mm diameter *	50 x 3.0 mm	
50 mm diameter *	50 x 3.0 mm	
55 mm diameter *	50 x 3.2 mm	E 90 U/C, EI 60 U/C
63 mm diameter *	50 x 3.6 mm	
75 mm diameter *	50 x 4.2 mm	
82 mm diameter *	50 x 4.6 mm	
90 mm diameter *	50 x 5.0 mm	
110 mm diameter *	50 x 6.0 mm	
125 mm diameter*	60 x 9.0 mm	EI 60 C/C
140 mm diameter*	60 x 11.5 mm	
160 mm diameter*	60 x 15.0 mm	

*See below graph for interpolation pipe sizes

PVC Pipes 32-110 / 50 mm Collar - C/C

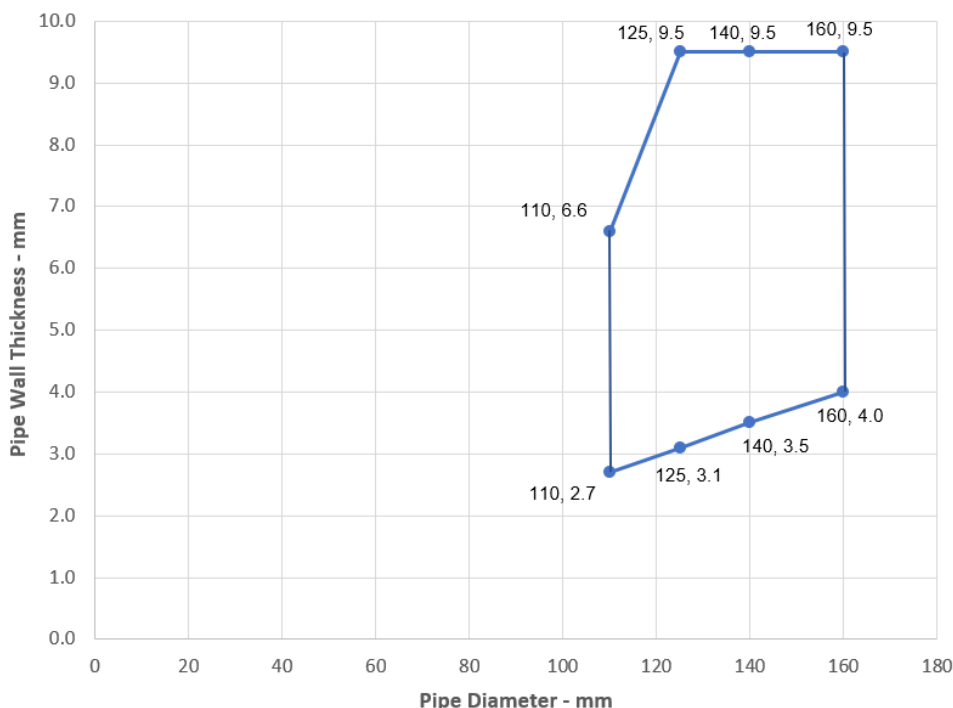


Declaration of Performance
 SikaSeal-626 Fire Board+
 80113803
 2021.10 , ver. 1
 1549

Template for translation. Only for
 internal use



PVC Pipes 110-160 / 60 mm Collar - C/C



Services	Collar Inlay	Classification
PE pipe according to EN 1519-1, EN 12201-2 and EN 12666-1, ABS according to EN 1455-1 and pipes made from SAN+PVC according to EN 1565-1		
Diameter 32 mm, wall thickness 3.4-10.0 mm	30 x 3.0 mm	E 60 U/C, EI 45 U/C
Diameter 40 mm, wall thickness 3.4-10.0 mm	30 x 3.0 mm	
Diameter 50 mm, wall thickness 3.4-10.0 mm	30 x 3.0 mm	
Diameter 55 mm, wall thickness 3.4-10.0 mm	30 x 3.2 mm	
Diameter 63 mm, wall thickness 3.4-10.0 mm	30 x 3.6 mm	
Diameter 75 mm, wall thickness 3.4-10.0 mm	30 x 4.2 mm	
Diameter 82 mm, wall thickness 3.4-10.0 mm	30 x 4.6 mm	
Diameter 90 mm, wall thickness 3.4-10.0 mm	30 x 5.0 mm	
Diameter 110 mm, wall thickness 3.4-10.0 mm	30 x 6.0 mm	
32 mm diameter*	50 x 3.0 mm	E 120 U/C, 60 U/C
40 mm diameter*	50 x 3.0 mm	
50 mm diameter*	50 x 3.0 mm	
55 mm diameter*	50 x 3.2 mm	E 90 C/C, EI 60 C/C
63 mm diameter*	50 x 3.6 mm	
75 mm diameter*	50 x 4.2 mm	
82 mm diameter*	50 x 4.6 mm	
90 mm diameter*	50 x 5.0 mm	
110 mm diameter*	50 x 6.0 mm	
125 mm diameter*	60 x 9.0 mm	EI 60 C/C
140 mm diameter*	60 x 11.5 mm	
160 mm diameter*	60 x 15.0 mm	

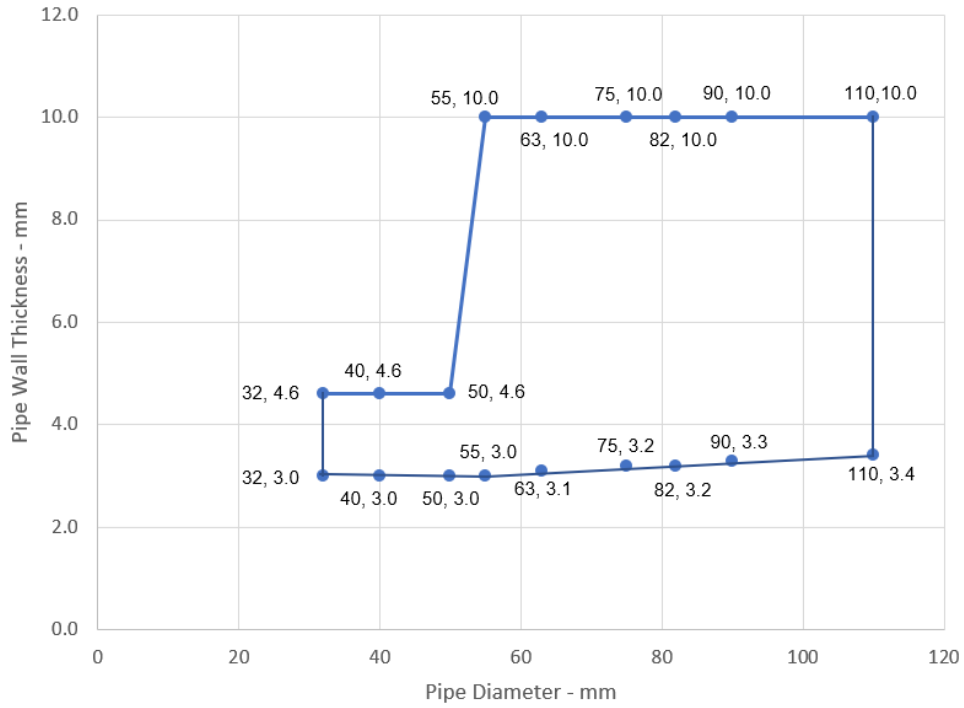
*See below graph for interpolation pipe sizes

Declaration of Performance

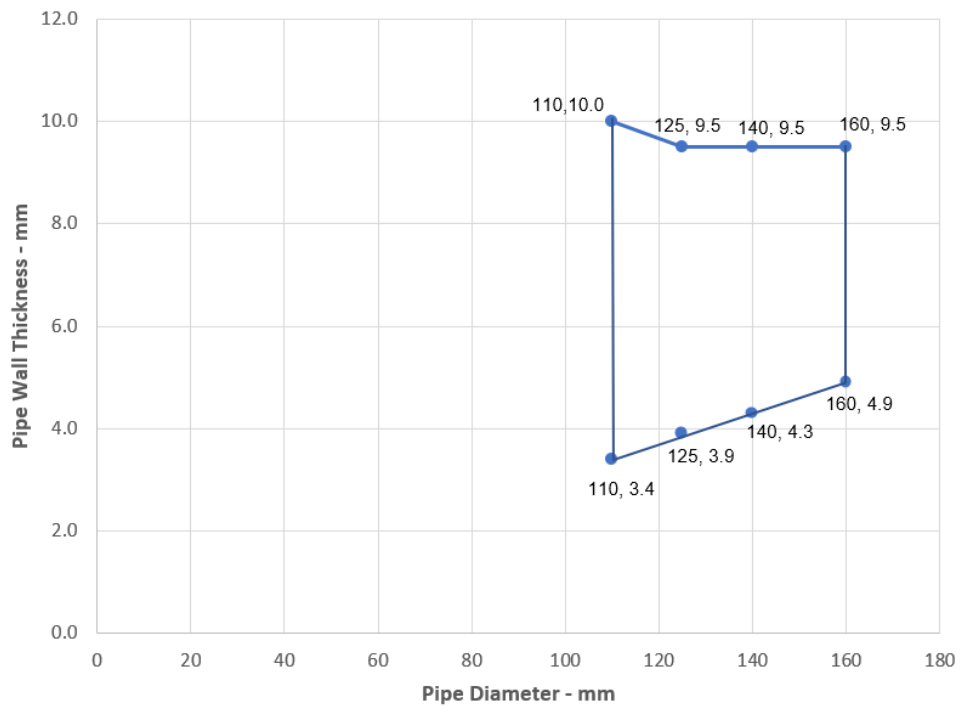
SikaSeal-626 Fire Board+
80113803
2021.10 , ver. 1
1549

Template for translation. Only for
internal use

PE Pipes 32-110 / 50 mm Collar - U/C



PE Pipes 110-160 / 60 mm Collar - C/C



Declaration of Performance
 SikaSeal-626 Fire Board+
 80113803
 2021.10 , ver. 1
 1549

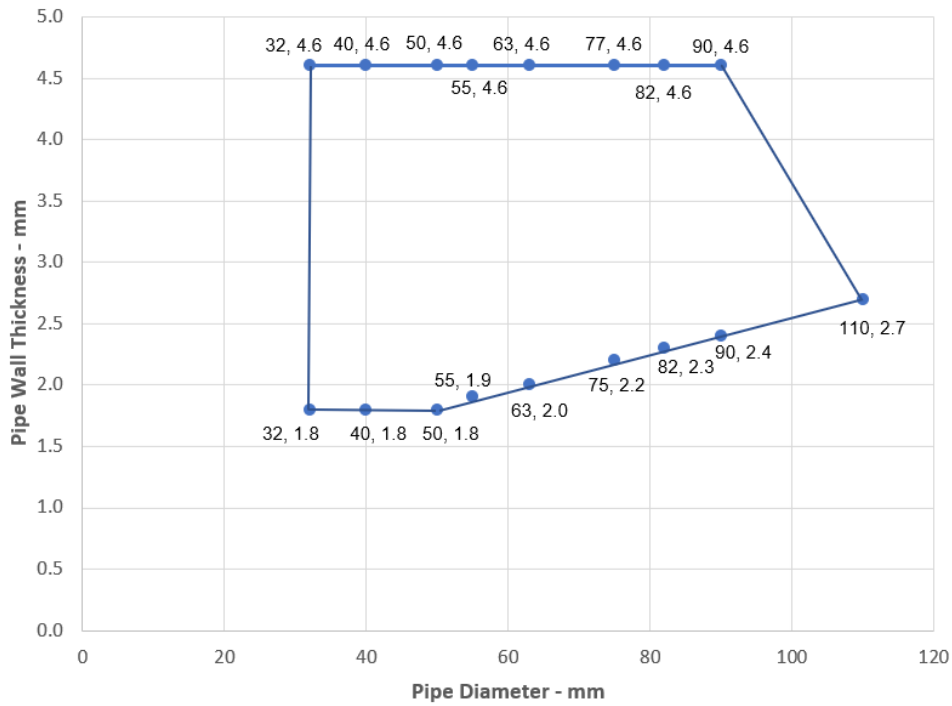
Template for translation. Only for
 internal use



Services	Collar Inlay	Classification
PP pipe according to EN 1852-1: 2009		
32 mm diameter*	50 x 3.0 mm	EI 60 C/C
40 mm diameter*	50 x 3.0 mm	
50 mm diameter*	50 x 3.0 mm	
55 mm diameter*	50 x 3.2 mm	
63 mm diameter*	50 x 3.6 mm	
75 mm diameter*	50 x 4.2 mm	
82 mm diameter*	50 x 4.6 mm	
90 mm diameter*	50 x 5.0 mm	
110 mm diameter*	50 x 6.0 mm	
125 mm diameter*	60 x 9.0 mm	
140 mm diameter*	60 x 11.5 mm	
160 mm diameter*	60 x 15.0 mm	

*See below graph for interpolation pipe sizes

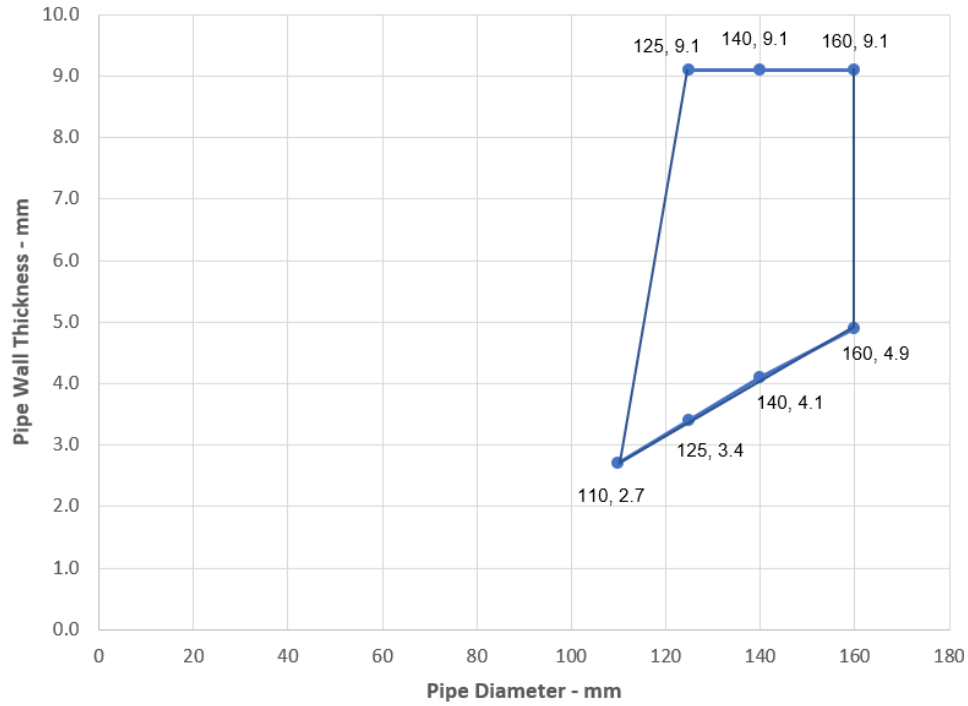
PP Pipes 32-110 / 50 mm Collar - C/C



Declaration of Performance
SikaSeal-626 Fire Board+
80113803
2021.10 , ver. 1
1549

Template for translation. Only for
internal use

PP Pipes 110-160 / 60 mm Collar - C/C



Declaration of Performance
SikaSeal-626 Fire Board+
80113803
2021.10 , ver. 1
1549

168/178

Template for translation. Only for
internal use

BUILDING TRUST

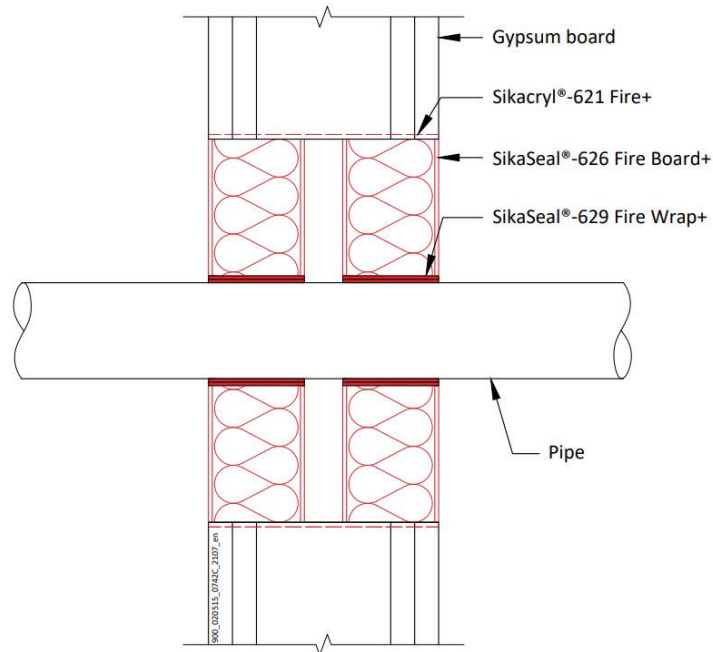


A.6 Flexible or rigid wall constructions according to 2. 2) with wall thickness of minimum 120 mm

A.6.1 Plastic pipe penetration seal with 2x SikaSeal-626 Fire Board+ 2-S

Penetration Seal: Pipes fitted at any position within the aperture, with 60 mm SikaSeal-626 Fire Board+ 2-S to both sides of the wall. Minimum 30 mm separation between pipes.

Construction details:



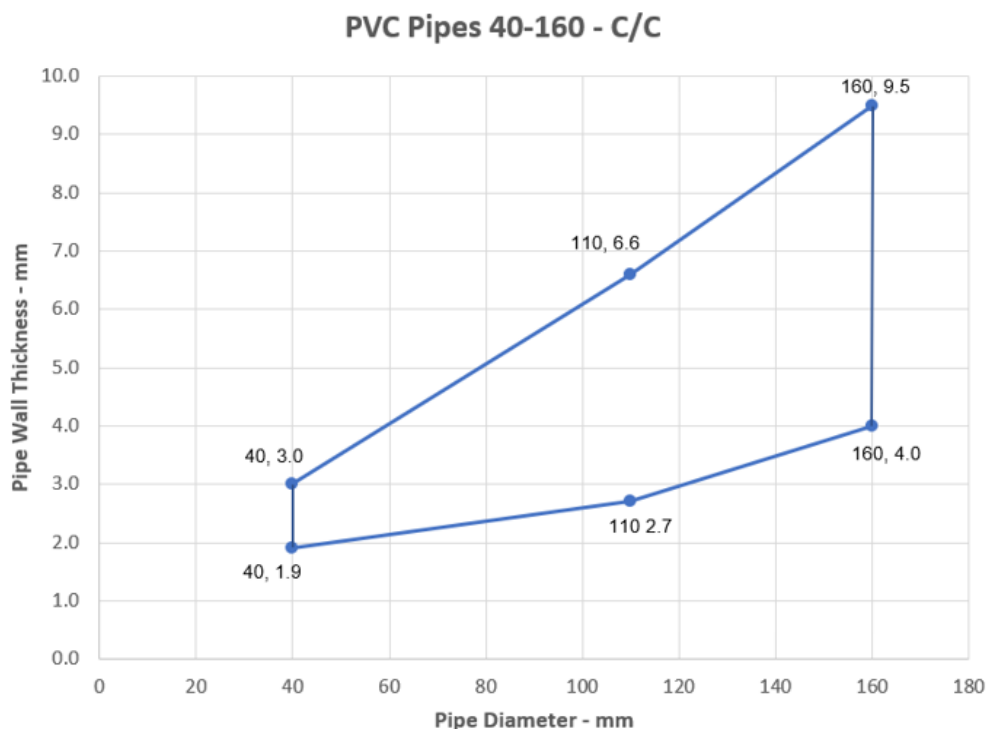
Declaration of Performance
SikaSeal-626 Fire Board+
80113803
2021.10 , ver. 1
1549

Template for translation. Only for
internal use

A.6.1.1 Double side penetration seal with plastic pipes

Services	Wraps (both sides)	Permitted configuration for seal separation	Classification
PVC-U pipe according to EN 1329-1, EN 1452-2 and EN 1453-1 and PVC-C according to EN 1566-1			
Diameter up to 40 mm, wall thickness 1.9-3.0 mm	50 x 3.6 mm (2 x 1.8 layer)	1 & 2	EI 120 C/C
Diameter up to 110 mm, wall thickness 2.7-6.6 mm	50 x 3.6 mm (2 x 1.8 layer)		
Diameter up to 160 mm, wall thickness 4.0-9.5 mm	50 x 10.8 mm (6 x 1.8 layer)		
PE pipe according to EN 1519-1, EN 12201-2 and EN 12006-1, ABS according to EN 1455-1 and pipes made from SAN+PVC according to EN 1565-1			
Diameter up to 40 mm, wall thickness 2.4-4.6 mm	50 x 1.8 mm (1 x 1.8 layer)	1 & 2	EI 120 C/C
Diameter up to 110 mm, wall thickness 3.4-10.0 mm	50 x 3.6 mm (2 x 1.8 layer)		
Diameter up to 160 mm, wall thickness 4.9-14.6 mm	50 x 10.8 mm (6 x 1.8 layer)		
PP pipe according to EN 1852-1: 2009			
Diameter up to 40 mm, wall thickness 1.8-5.5 mm	50 x 1.8 mm (1 x 1.8 layer)	1 & 2	EI 120 C/C
Diameter up to 110 mm, wall thickness 2.7-10.0 mm	50 x 3.6 mm (2 x 1.8 layer)		
Diameter up to 160 mm, wall thickness 4.9-14.6 mm	50 x 10.8 mm (6 x 1.8 layer)		

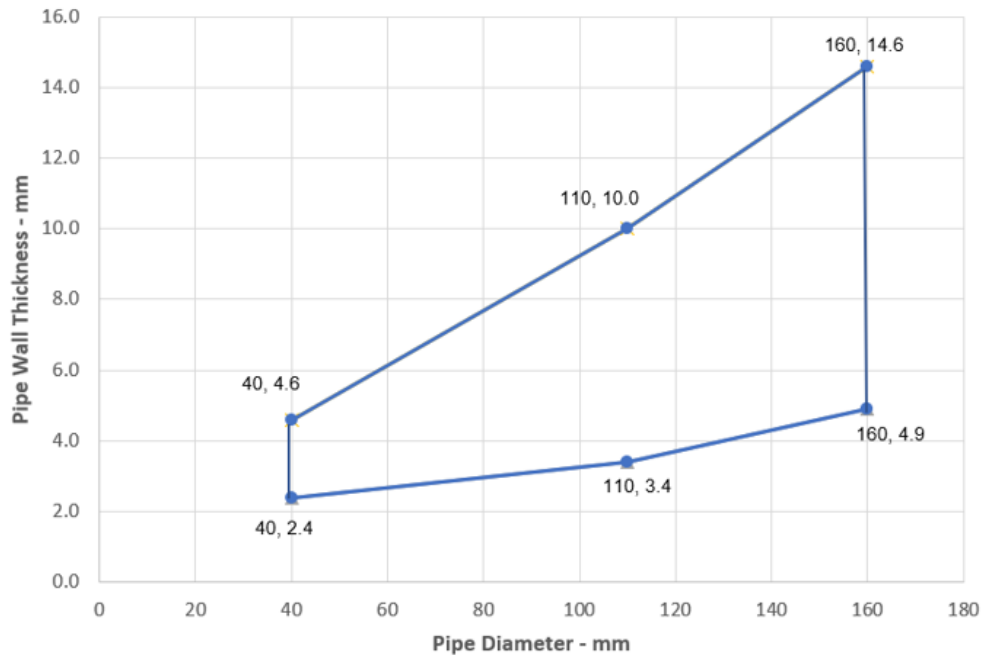
*See below graph for interpolation pipe sizes



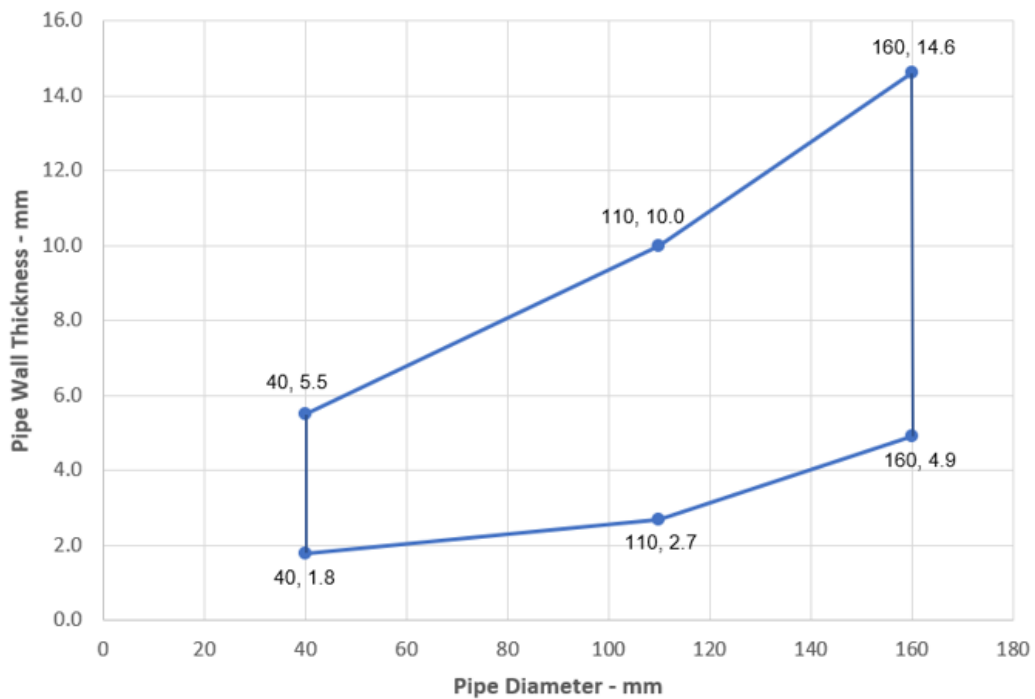
Declaration of Performance
SikaSeal-626 Fire Board+
80113803
2021.10 , ver. 1
1549

Template for translation. Only for
internal use

PE Pipes 40-160 - C/C



PP Pipes 40-160 - C/C



Declaration of Performance
SikaSeal-626 Fire Board+
80113803
2021.10 , ver. 1
1549

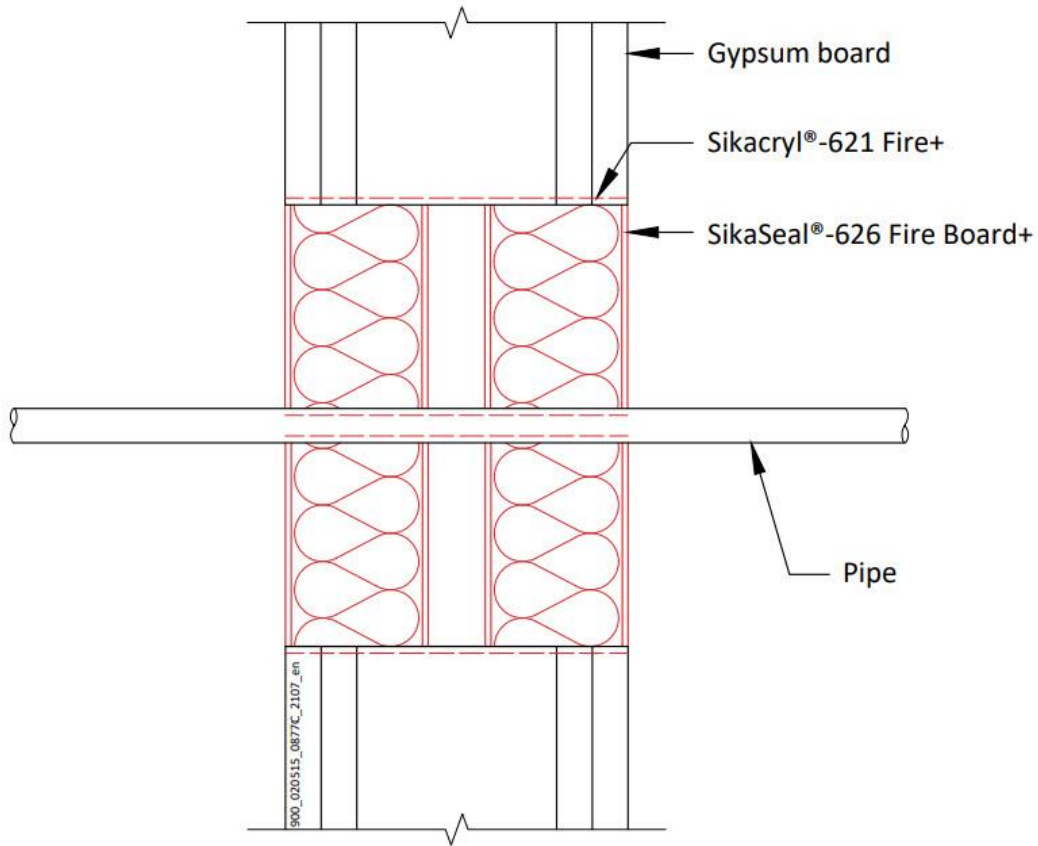
Template for translation. Only for
internal use



A.6.2 Metallic pipe penetration seal with 2x SikaSeal-626 Fire Board+ 1-S

Penetration Seal: Metallic pipes fitted at any position within the aperture, with 50 mm SikaSeal-626 Fire Board+ 1-S to both sides of the wall. Minimum separation between penetration seals and seal edges of 30 mm. (Configuration 1 & 2).

Construction details:



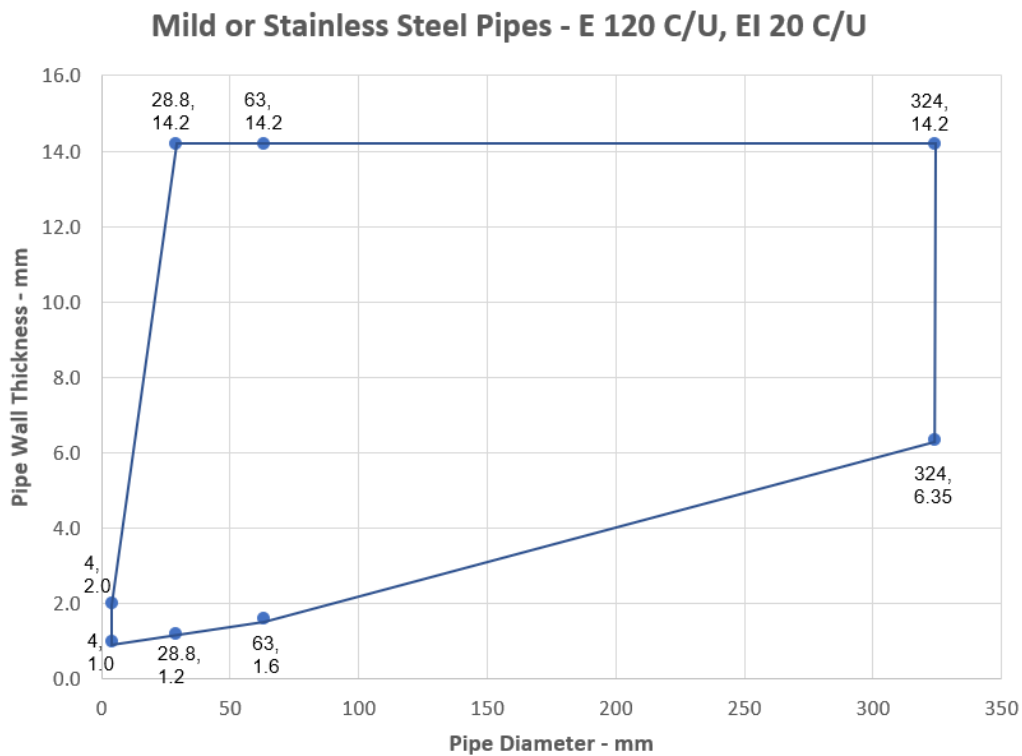
Declaration of Performance
SikaSeal-626 Fire Board+
80113803
2021.10 , ver. 1
1549

Template for translation. Only for
internal use

A.6.2.1 Double side penetration seal with metallic pipes

Services	Insulation	Permitted configuration for seal separation	Classification
Mild or stainless steel pipe	None	1 & 2	E 120 C/U, EI 30 C/U
Maximum 63 mm diameter *			
63-324 mm diameter*			
Copper, mild or stainless steel pipe			
12 mm diameter /0.7-6.0 mm wall thickness	None	1 & 2	E 120 C/C, EI 30 C/C
12-54 mm diameter *			E 120 C/C, EI 15 C/C
Alupex pipe			
Maximum 75 mm diameter*	None	1 & 2	E 120 C/C, EI 20 C/C

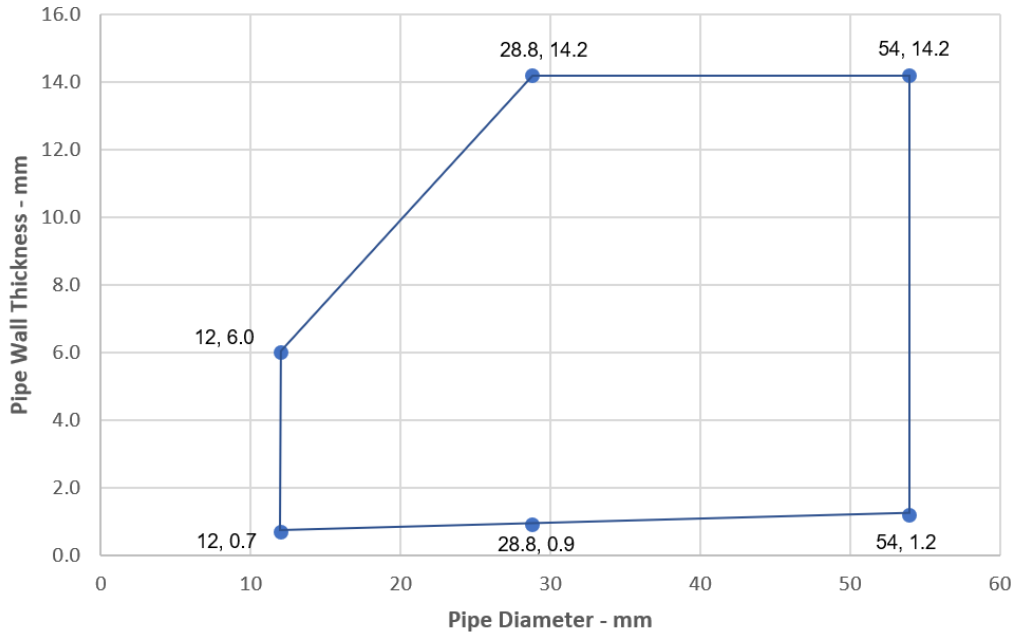
*See below graph for interpolation pipe sizes



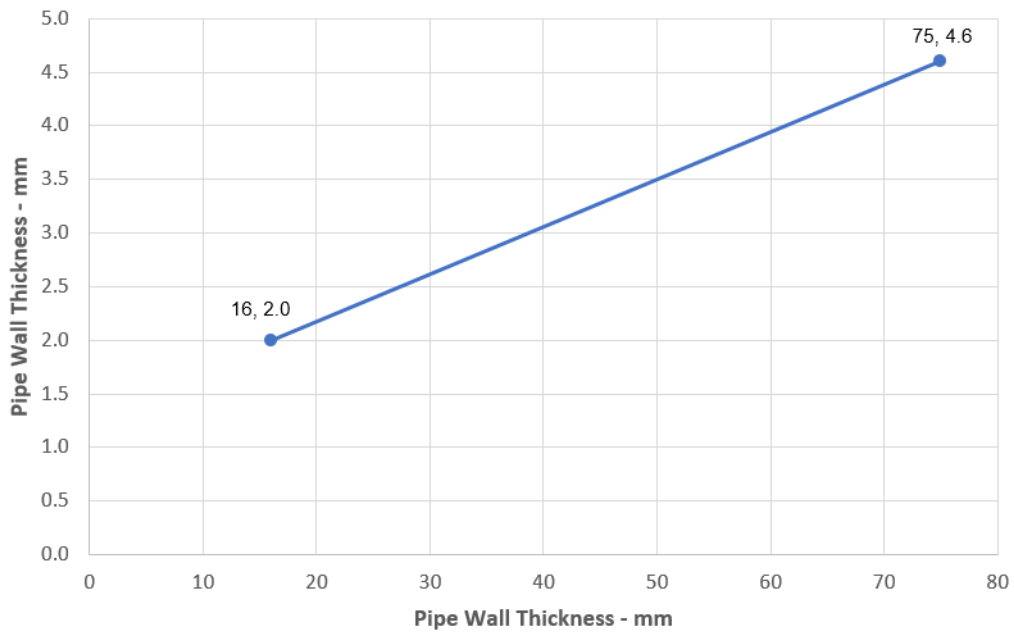
Declaration of Performance
 SikaSeal-626 Fire Board+
 80113803
 2021.10 , ver. 1
 1549

Template for translation. Only for
 internal use

Copper, mild or Stainless Steel Pipes - E 120 C/C, EI 15 C/C



Alupex Pipes - E 120 C/C, EI 20 C/C



Declaration of Performance
 SikaSeal-626 Fire Board+
 80113803
 2021.10 , ver. 1
 1549

Template for translation. Only for
 internal use

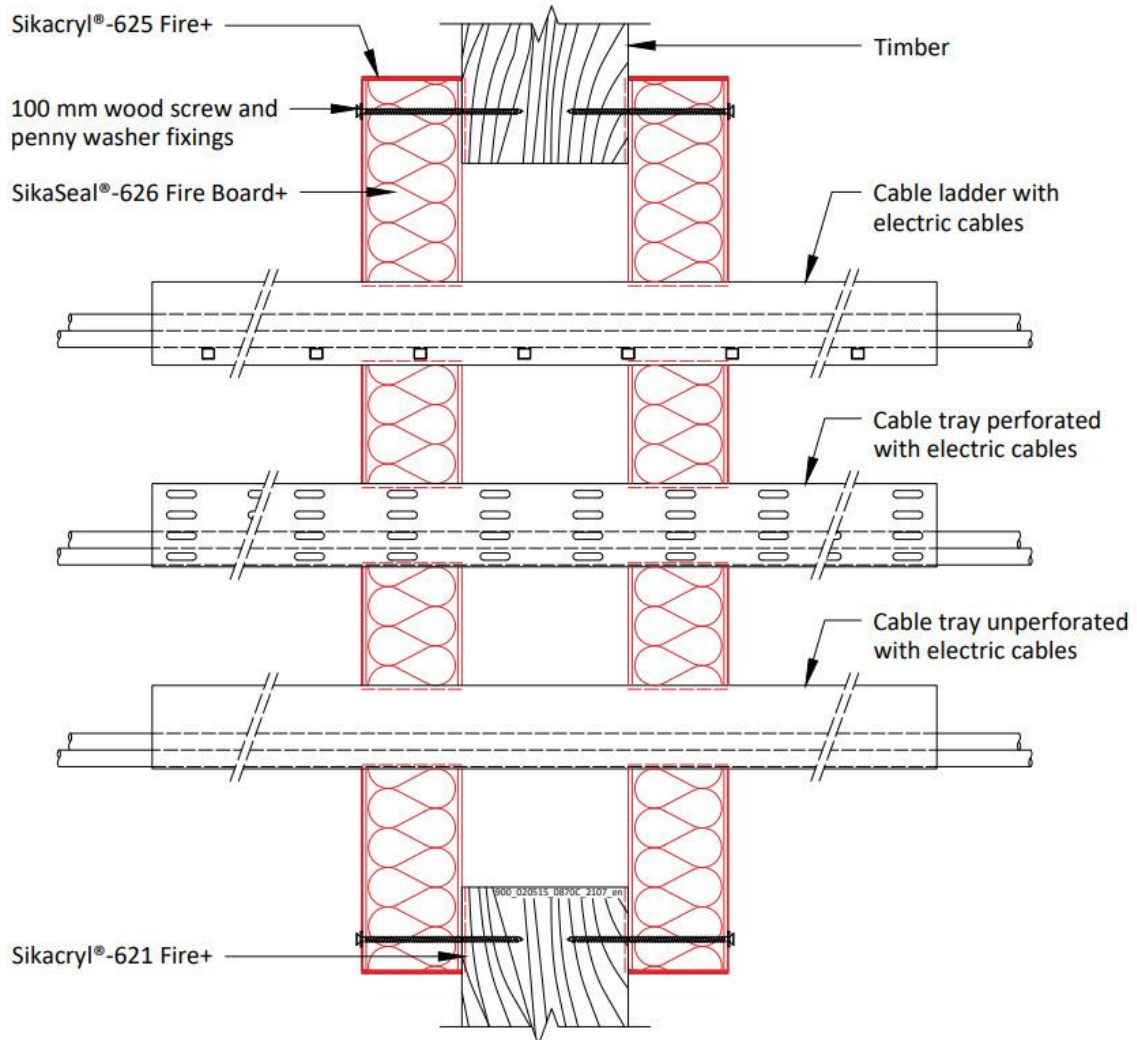


A.7 Timber wall constructions according to 2. 2) with wall thickness of minimum 100 mm

A.7.1 SikaSeal-626 Fire Board+ 50 mm 1-S penetration seal (pattress) with cables

Penetration Seal: Cables fitted at any position within the aperture, with 50 mm SikaSeal-626 Fire Board+ 1-S to both sides of the wall. Boards to be pattress fixed with 100 mm wood screws and penny washers at 300 mm centres and with a minimum 100 mm overlap around the opening.

Construction details:



A.7.1.1 Two side penetration seal with cables

Services	Maximum aperture	Classification
Electrical cables up to 21 mm Ø (single, bundled and on trays)	1200 mm x 600 mm	E 120, EI 90
Electrical cables up to 50 mm Ø (single, bundled and on trays)		

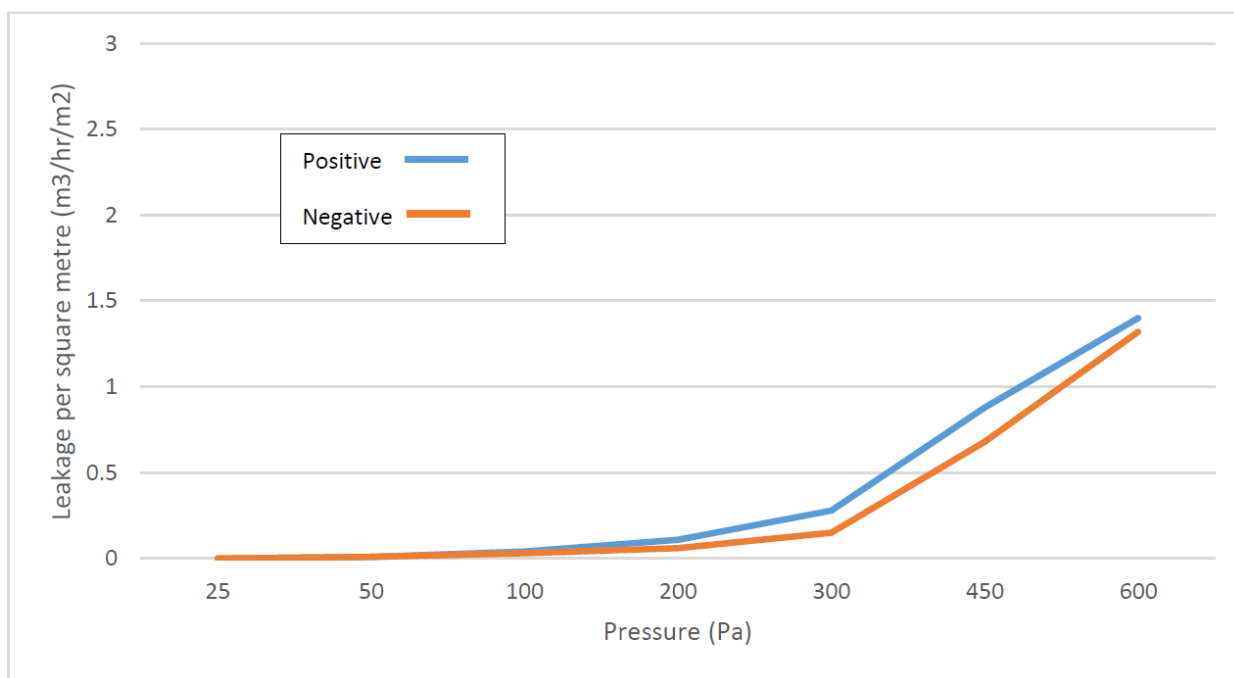
Declaration of Performance

SikaSeal-626 Fire Board+
80113803
2021.10 , ver. 1
1549

Template for translation. Only for internal use

ANNEX B – AIR PERMEABILITY – SIKASEAL-626 FIRE BOARD+

Product tested	1200mm high x 600mm wide SikaSeal-626 Fire Board+ 50mm 2-S		
Summary of testing procedure		Result	
	Pressure (Pa)	Leakage (m ³ /h)	Leakage (m ³ /m ² /h)
Results under negative chamber pressure	25	0.00	0.00
	50	0.01	0.01
	100	0.02	0.03
	200	0.04	0.06
	300	0.11	0.15
	450	0.49	0.68
	600	0.95	1.32
Results under positive chamber pressure	25	0.00	0.00
	50	0.01	0.01
	100	0.03	0.04
	200	0.08	0.11
	300	0.2	0.28
	450	0.63	0.88
	600	1.01	1.40




EAD 350454-00-1104:2017
Notified Body 2531
Fire Stopping and Sealing Product: Penetration Seals

<http://dop.sika.com>

Declaration of Performance
 SikaSeal-626 Fire Board+
 80113803
 2021.10 , ver. 1
 1549

Template for translation. Only for
 internal use

CE MARKING TO BE PLACED ON THE LABEL

 21
Sika Services AG, Zurich, Switzerland
80113803
For details see accompanying documents
EAD 350454-00-1104:2017
Notified Body 2531
Fire Stopping and Sealing Product: Penetration Seals

<http://dop.sika.com>

ECOLOGY, HEALTH AND SAFETY INFORMATION (REACH)

For information and advice on the safe handling, storage and disposal of chemical products, users shall refer to the most recent Safety Data Sheet (SDS) containing physical, ecological, toxicological and other safety related data.

LEGAL NOTE

Any information or suggestions for use concerning Sika's products, which we either in writing or orally have given buyers or end-users of the product have been given in good faith based on our own experiences and based on approved praxis and the technological and scientific knowledge on the time of giving such suggestions and information, which are given without any type of guarantees, and which do not lead to any further responsibility from Sika Danmark A/S, besides what is stated in the sales agreement in question. The buyer or end-user should themselves investigate or otherwise make sure that our products are suitable for the use in question and further make sure that the products are kept and used correct and in agreement with the published rules and considering the actual conditions in order to avoid damages or less satisfactory results. Any order is accepted and any deliverance is effected according to the general terms of sales and delivery from Sika Danmark A/S, which are considered known and accepted, and which could be handed out when asked for. Our catalogues are not up-dated automatically. The present product data sheet is only for use in Denmark. Values stated in the present product data sheet should be seen as recommended, unless stated otherwise.

Declaration of Performance

SikaSeal-626 Fire Board+
80113803
2021.10 , ver. 1
1549

Template for translation. Only for
internal use

Sika Danmark A/S
Hirsemarken 5
DK-3520 Farum
Denmark
www.sika.dk

Declaration of Performance
SikaSeal-626 Fire Board+
80113803
2021.10 , ver. 1
1549

178/178

Template for translation. Only for
internal use

BUILDING TRUST

