

# Sikacrete-630 Fire+

## DECLARATION OF PERFORMANCE No. 20537727

1	<b>UNIQUE IDENTIFICATION CODE OF THE PRODUCT-TYPE:</b>	20537727
2	<b>INTENDED USE/S</b>	EAD 350454-00-1104:2017 Fire Stopping and Sealing Product: Penetration Seals
3	<b>MANUFACTURER:</b>	Sika Services AG Tüffenwies 16-22 8064 Zürich
4	<b>AUTHORISED REPRESENTATIVE:</b>	-
5	<b>SYSTEM/S OF AVCP:</b>	System 1
6b	<b>EUROPEAN ASSESSMENT DOCUMENT:</b>	EAD 350454-00-1104:2017
	European Technical Assessment:	ETA-21/1033 of 2021/11/25
	Technical Assessment Body:	ETA-DANMARK A/S
	Notified body/ies:	2531

## 7 DECLARED PERFORMANCE/S

Essential Characteristics	Performance	AVCP	Harmonised Technical Specification
Reaction to fire	Class A1	System 1	EAD 350454-00-1104:2017
Resistance to fire	Annex A	System 1	
Air permeability	Annex B	System 1	
Water permeability	NPD	System 1	
Content, emission and/or release of dangerous substances	NPD	System 1	
Mechanical resistance and stability	Suitable for use in walls and floors in Zone Types I, II, III & IV*	System 1	
Resistance to impact/movement		System 1	
Adhesion		System 1	
Durability	Z2	System 1	
Airborne sound insulation at 25 mm depth	Rw 48 (-1;-3) dB	System 1	
Thermal properties	NPD	System 1	
Water vapour permeability	NPD	System 1	

\*) at dimensions up to 2.4 and with soft and hard body impact

### 2.4 Specification of the intended uses of the product in accordance with the applicable European Assessment Document (Hereinafter EAD): EAD 350454-00-1104

The system Sikacrete-630 Fire+ may be used to seal apertures in the separating element up to 2400 mm wide by 1200 mm high in a wall, and 2400 mm by 1200 mm in a floor. The additional sizes that are permitted in floors are:

Width (mm)	Length (mm)
1100	2900
1000	4000
900	7000
≤ 800	∞ (infinite)

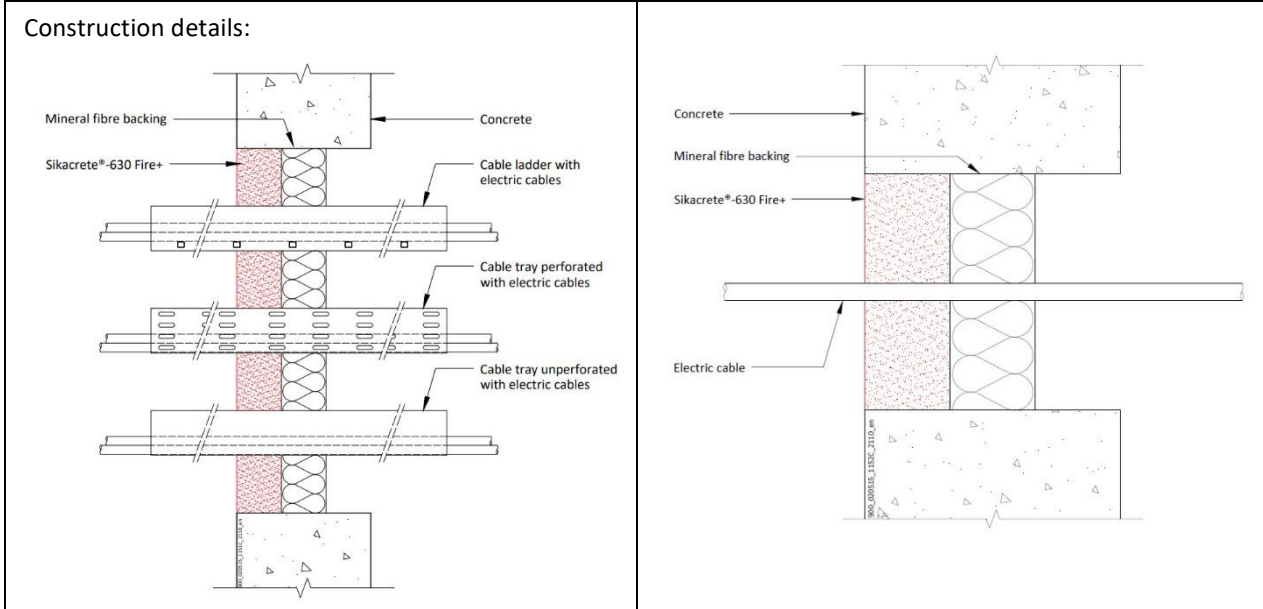
The minimum permitted separation between adjacent seals/apertures is 200 mm. Services within the system Sikacrete-630 Fire+ seal do not require a minimum separation, except where specifically detailed in Annex A.

## ANNEX A – RESISTANCE TO FIRE CLASSIFICATION – SIKACRETE-630 FIRE+

### A.1 Rigid wall constructions according to 1.2.1 with wall thickness of minimum 150 mm

#### A.1.1 Cable penetration seal with 50 mm deep Sikacrete-630 Fire+ backed with mineral fibre board

**Penetration Seal:** Cables fitted at any position within the aperture (min. separation 25 mm from seal edges), with min. 50 mm Sikacrete-630 Fire+ to either side of the wall (or at any position in between), backed with min. 50 mm stone wool board min. 150 kg/m<sup>3</sup>.



#### A.1.1.1 Single side penetration seal with cables

Services	Maximum aperture	Classification
None (blank)	As section 2. 4)	E 180, EI 120
Single electrical cables up to 21 mm Ø		E 180, EI 60
Single electrical cables up to 21 mm Ø	80 x 80 mm	E 240, EI 60
Electrical cables up to 21 mm Ø (single, bundled and on trays)	As section 2. 4)	E 180, EI 60
Electrical cables up to 50 mm Ø (single, bundled and on trays)		E 180, EI 45
Electrical cables up to 80 mm Ø (single, bundled and on trays)		E 120, EI 45
Telecommunication cables up to 21 mm Ø (single or bundles up to 100 mm Ø)		E 180, EI 90
Steel cable trays & ladders		E 180, EI 60
Non-sheathed wires up to 17 mm Ø		E 180, EI 45
Non-sheathed wires up to 24 mm Ø		E 180, EI 30
Copper conduits up to 16 mm Ø		E 180 C/U, EI 30 C/U
Steel conduits up to 16 mm Ø		E 180 C/U, EI 60 C/U
PVC conduits up to 16 mm Ø		E 180 C/U, E 180 C/C, EI 60 C/U, EI 60 C/C

#### Declaration of Performance

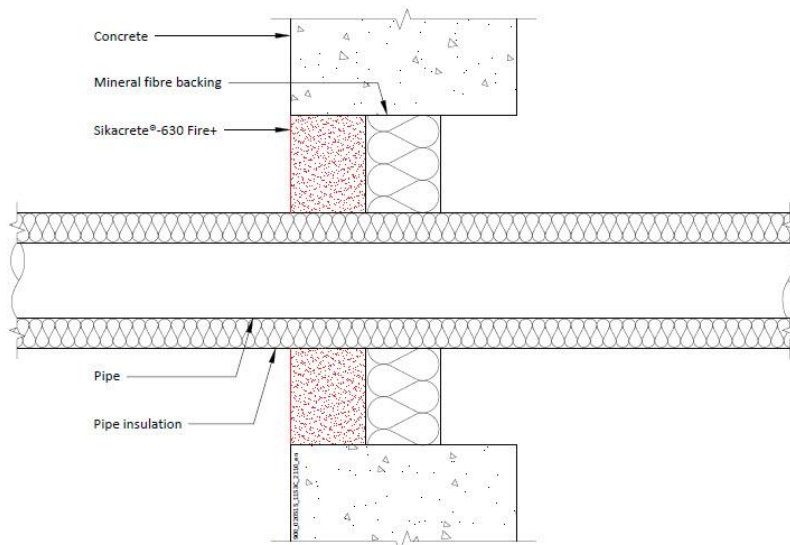
Sikacrete-630 Fire+  
20537727  
2021.12 , ver. 1  
1549

Template for translation. Only for internal use

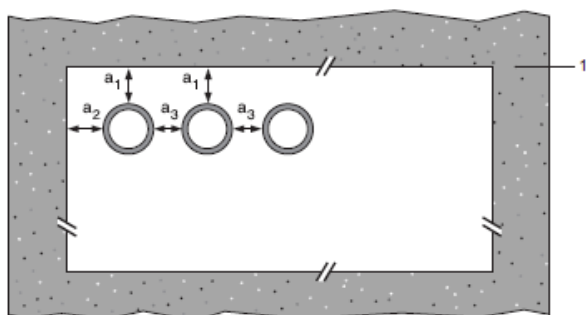
### A.1.2 Pipe penetration seal with 50 mm deep Sikacrete-630 Fire+ backed with mineral fibre board

**Penetration Seal:** CS (Continuous Sustained) insulated metallic pipes fitted at any position within the aperture (min. separation 30 mm from seal edges, with min. 50 mm Sikacrete-630 Fire+ to either sides of the wall (or any position in between), backed with min. 50 mm stone wool min. 150 kg/m<sup>3</sup>.

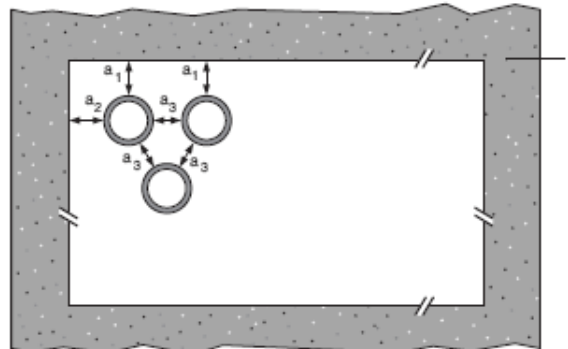
Construction details:



#### Configuration 1



#### Configuration 2



**Key**

- 1 Supporting construction
- a1 Pipe / top edge of seal separation
- a2 Pipe / side edge of seal separation
- a3 Pipe / pipe separation

#### A.1.2.1 Single side penetration seal with pipes

Services	Maximum aperture	Insulation	Classification
Steel pipes 219 diameter/ 5-14.2 mm wall	As section 2. 4)	30 mm stone wool min. 80 kg/m <sup>3</sup>	E 120 C/U, EI 90 C/U

**Declaration of Performance**

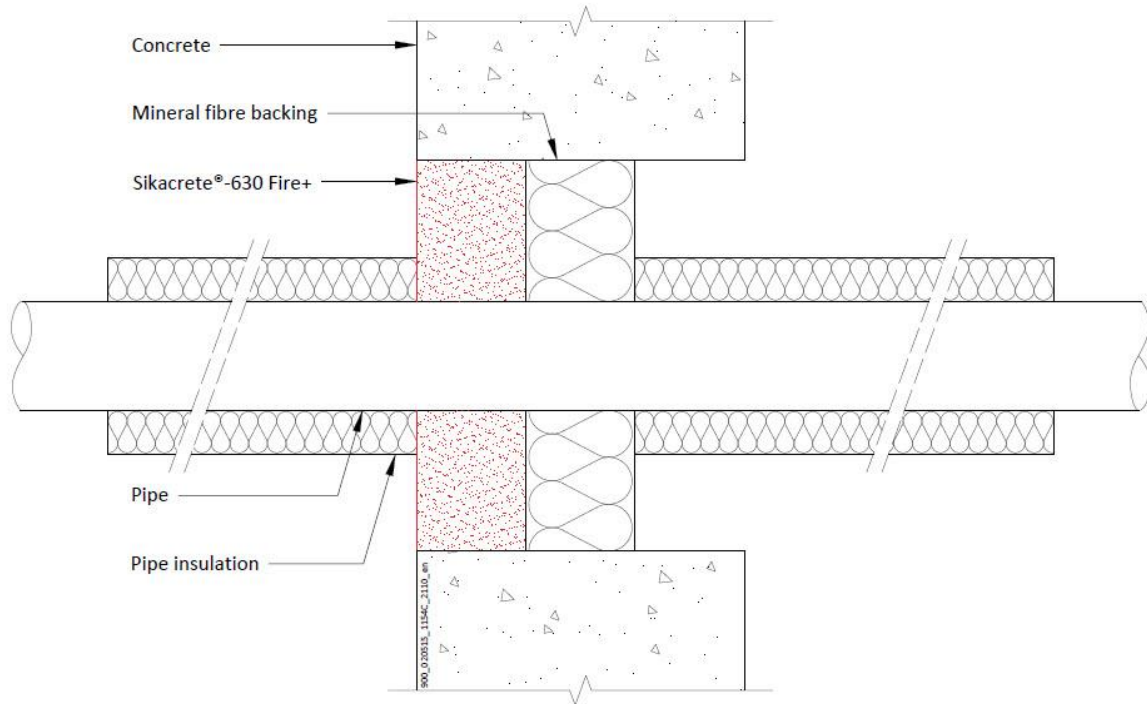
Sikacrete-630 Fire+  
20537727  
2021.12 , ver. 1  
1549

Template for translation. Only for internal use

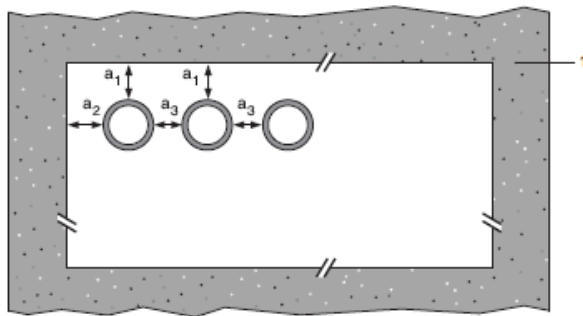
### A.1.3 Pipe penetration seal with 50 mm deep Sikacrete-630 Fire+ backed with mineral fibre board

**Penetration Seal:** LI (Local Interrupted) or CI (Continuous Interrupted) insulated metallic and composite pipes fitted at any position within the aperture (min. separation 30 mm from seal edges, with min. 50 mm Sikacrete-630 Fire+ to either sides of the wall (or any position in between), backed with min. 50 mm stone wool min. 150 kg/m<sup>3</sup>).

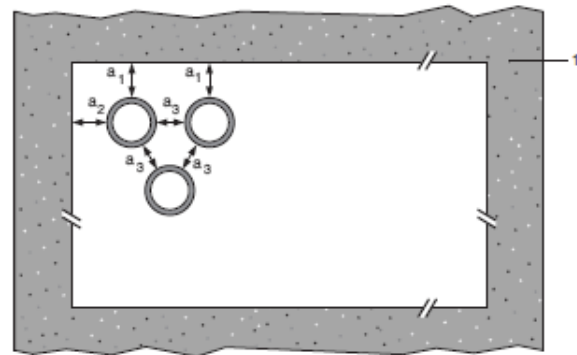
Construction details:



**Configuration 1**



**Configuration 2**



**Key**

- 1 Supporting construction
- a1 Pipe / top edge of seal separation
- a2 Pipe / side edge of seal separation
- a3 Pipe / pipe separation

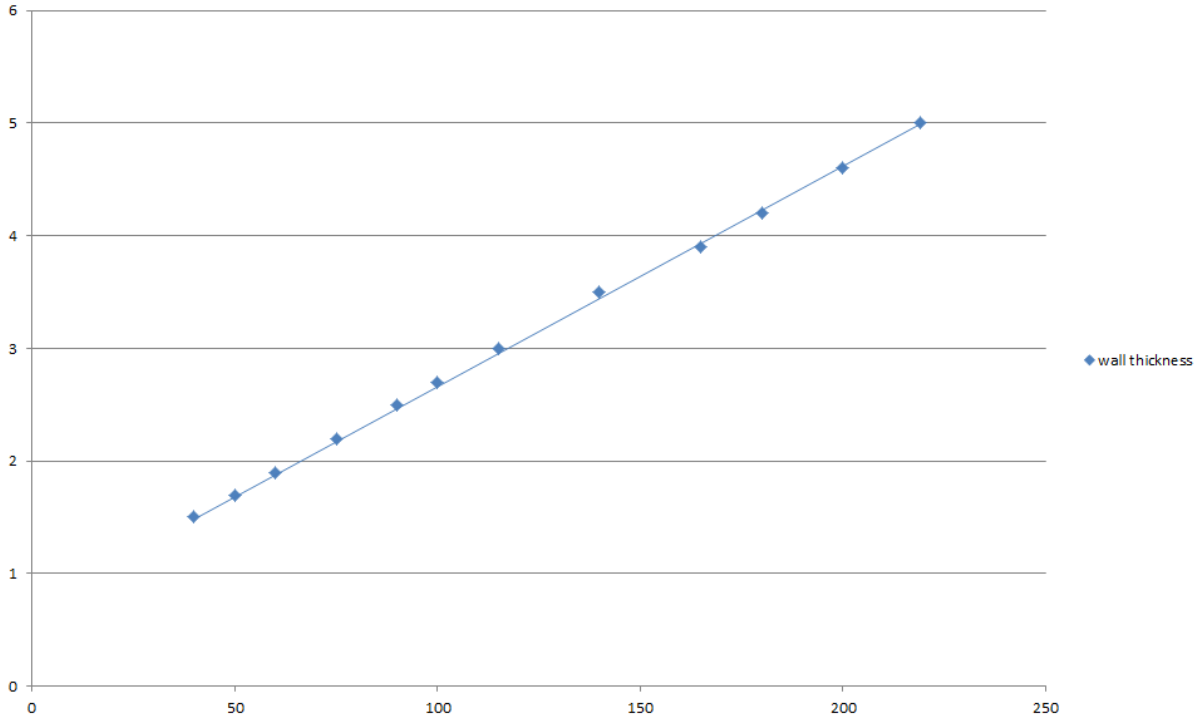
### A.1.3.1 Single side penetration seal with pipes

Services	Maximum aperture	Insulation, minimum length, thickness and density	Classification
Copper or steel pipes up to 12 mm diameter/ 0.9-5 mm wall	70 x 70 mm	1000 mm long, 20 mm stone wool 80 kg/m <sup>3</sup>	EI 240 C/C
Copper or steel pipes up to 54 mm diameter/ 1-14.2 mm wall	115 x 115 mm	1000 mm long, 20 mm stone wool 80 kg/m <sup>3</sup>	E 240 C/C, EI 120 C/C
Copper or steel pipes up to 54 mm diameter/ 1-14.2 mm wall	As section 2. 4)	1000 mm long, 20 mm stone wool 80 kg/m <sup>3</sup>	E 180 C/C, EI 120 C/C
75 mm Alupex composite pipes with 7.5 mm wall		600 mm long, 32 mm Elastomeric insulation minimum class B-s3,d0	EI 60 C/C

Services	Maximum aperture	Insulation, minimum length, thickness and density	Classification
Mild or stainless steel pipes			
40 mm diameter/1.5-14.2 mm wall*	100 x 100 mm	1000 mm long, 20 mm Stone wool insulation 80 kg/m <sup>3</sup>	EI 240 C/U
40 mm diameter/1.5-14.2 mm wall*	As section 2. 4)	1000 mm long, 30 mm Stone wool insulation 80 kg/m <sup>3</sup>	E 180 C/U, EI 120 C/U
40 mm diameter/1.5-14.2 mm wall*			E 120 C/U, EI 90 C/U
50 mm diameter/1.7-14.2 mm wall*			
60 mm diameter/1.9-14.2 mm wall*			
75 mm diameter/2.2-14.2 mm wall*			
90 mm diameter/2.5-14.2 mm wall*			
100 mm diameter/2.7-14.2 mm wall*			
115 mm diameter/3-14.2 mm wall*			
140 mm diameter/3.5-14.2 mm wall*			
165 mm diameter/ 3.9-14.2 mm wall*			
180 mm diameter/ 4.2-14.2 mm wall*			
200 mm diameter/ 4.6-14.2 mm wall*			
219 mm diameter/ 5.0-14.2 mm wall*			

\* Typical pipe diameters shown, see below graph for intermediate sizes

Pipe diameter vs Wall thickness



**Declaration of Performance**  
Sikacrete-630 Fire+  
20537727  
2021.12 , ver. 1  
1549

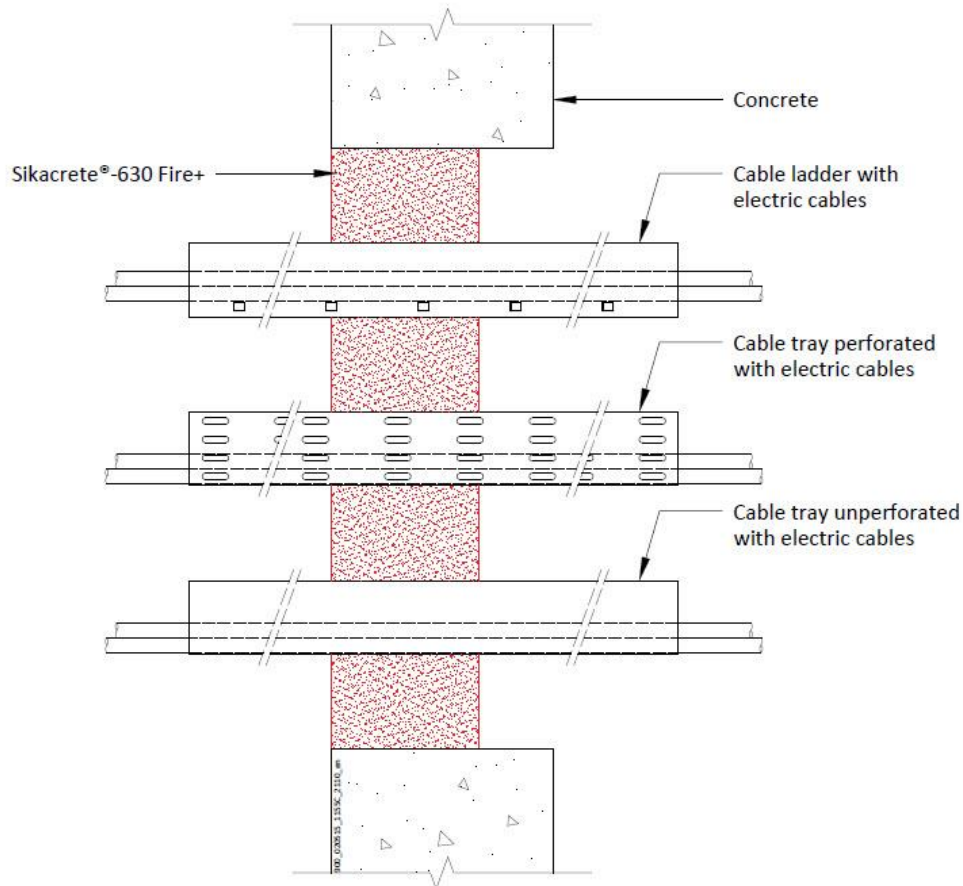
Template for translation. Only for  
internal use



#### A.1.4 Cable penetration seal with 100 mm deep Sikacrete-630 Fire+

**Penetration Seal:** Cables fitted at any position within the aperture (min. separation 25 mm from seal edges), with min. 100 mm Sikacrete-630 Fire+ to either side of the wall (or at any position in between).

Construction details:



##### A.1.4.1 Single side penetration seal with cables

Services	Maximum aperture	Classification
None (blank)	As section 2. 4)	EI 240
Electrical cables up to 21 mm $\varnothing$ (single, bundled and on trays)		E 240, EI 60
Electrical cables up to 80 mm $\varnothing$ (single, bundled and on trays)		
Cables up to 21mm $\varnothing$ in tied bundles up to 100mm $\varnothing$		EI 120
Steel cable trays & ladders		E 120, EI 60
Non-sheathed cables up to 24 mm $\varnothing$		
Copper conduits up to 16 mm $\varnothing$		E 180 C/U, EI 30 C/U
Steel conduits up to 16 mm $\varnothing$		E 180 C/U, EI 60 C/U
PVC conduits up to 16 mm $\varnothing$		EI 240 C/U, EI 240 C/C

#### Declaration of Performance

Sikacrete-630 Fire+  
20537727  
2021.12 , ver. 1  
1549

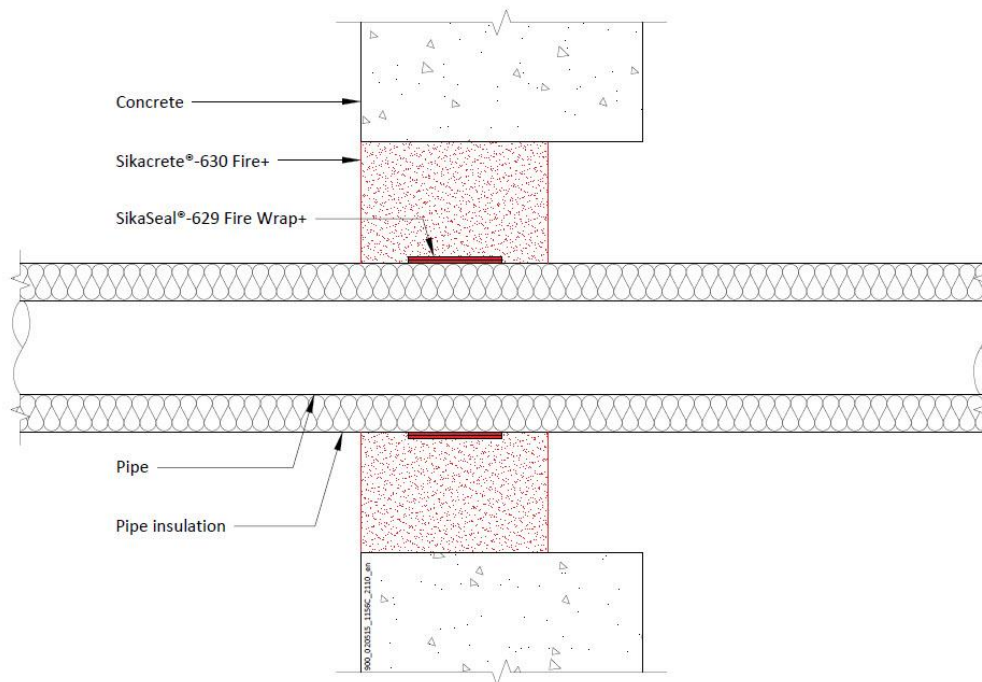
Template for translation. Only for internal use



### A.1.5 Pipe penetration seal with 100 mm deep Sikacrete-630 Fire+

**Penetration Seal:** CS (Continuous Sustained) insulated metallic pipes fitted at any position within the aperture (min. separation 10 mm from seal edges), with min. 100 mm Sikacrete-630 Fire+ to either side of the wall. SikaSeal-629 Fire Wrap+ are required to be centrally within the seal for pipes with combustible insulation. Maximum seal size as section 2. 4).

Construction details:



#### A.1.5.1 Single side penetration seal with pipes

Services	Wrap	Insulation	Classification
Mild or stainless steel pipes			
40 mm diameter/1.5-14.2 mm wall	1 off 50 x 3.6mm SikaSeal-629 Fire Wrap+, fitted central	13 mm Elastomeric insulation minimum class B-s3,d0	EI 240 C/U
165 mm diameter/4.5-14.2 mm wall		9 mm Elastomeric insulation minimum class B-s3,d0	E 240 C/U, EI 30 C/U
40 mm diameter/1.5-14.2 mm wall*	1 off 50 x 1.8mm SikaSeal-629 Fire Wrap+, fitted central	13 -19 mm Elastomeric insulation minimum class B-s3,d0	E 240 C/U, EI 60 C/U
50 mm diameter/1.6-14.2 mm wall*			
60 mm diameter/1.7-14.2 mm wall*			
75 mm diameter/1.9-14.2 mm wall*			
90 mm diameter/2-14.2 mm wall*			
100 mm diameter/2.1-14.2 mm wall*			
115 mm diameter/2.3-14.2 mm wall*			
140 mm diameter/2.6-14.2 mm wall*			
165 mm diameter/2.8-14.2 mm wall*			

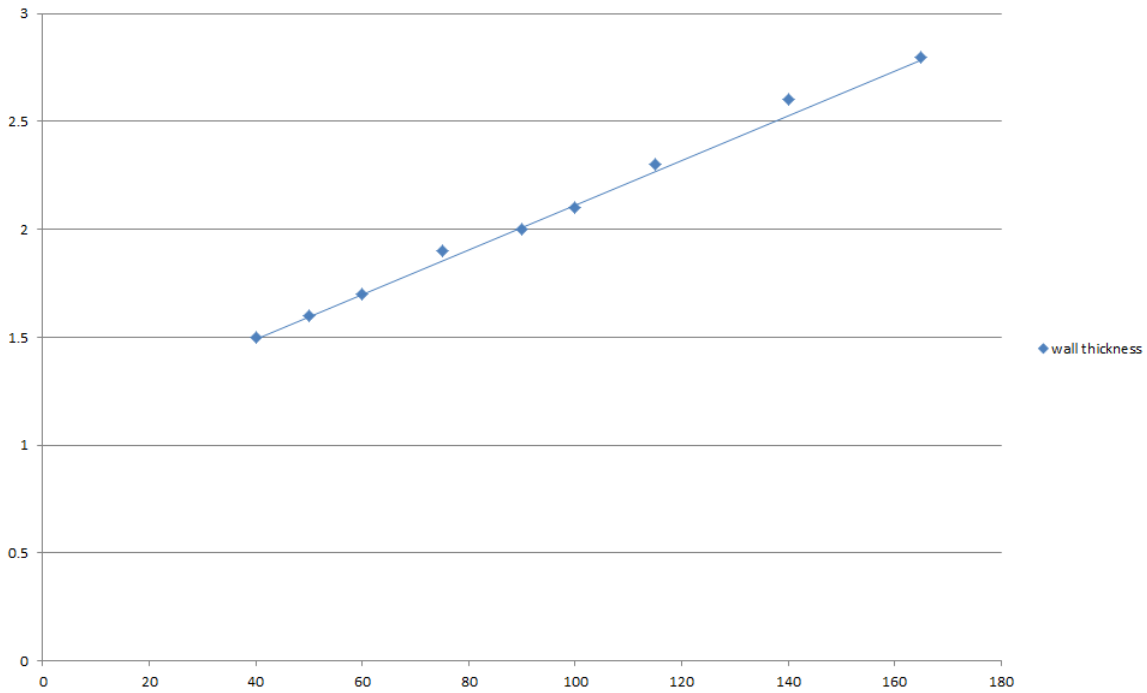
#### Declaration of Performance

Sikacrete-630 Fire+  
20537727  
2021.12 , ver. 1  
1549

Template for translation. Only for internal use

\* Typical pipe diameters shown, see below graph for intermediate sizes

**Pipe diameter vs Wall thickness**



Services	Wrap	Insulation	Classification
Mild or stainless steel pipes			
40 mm diameter/1.5-14.2 mm wall*	1 off 50 x 3.6mm SikaSeal-629 Fire Wrap+, fitted central	13-25 mm Elastomeric insulation minimum class B- s3,d0	<b>E 180 C/U, EI 60 C/U</b>
50 mm diameter/1.8-14.2 mm wall*			
60 mm diameter/2-14.2 mm wall*			
75 mm diameter/2.3-14.2 mm wall*			
90 mm diameter/2.7-14.2 mm wall*			
100 mm diameter/2.9-14.2 mm wall*			
115 mm diameter/3.3-14.2 mm wall*			
140 mm diameter/3.9-14.2 mm wall*			
165 mm diameter/4.5-14.2 mm wall*			

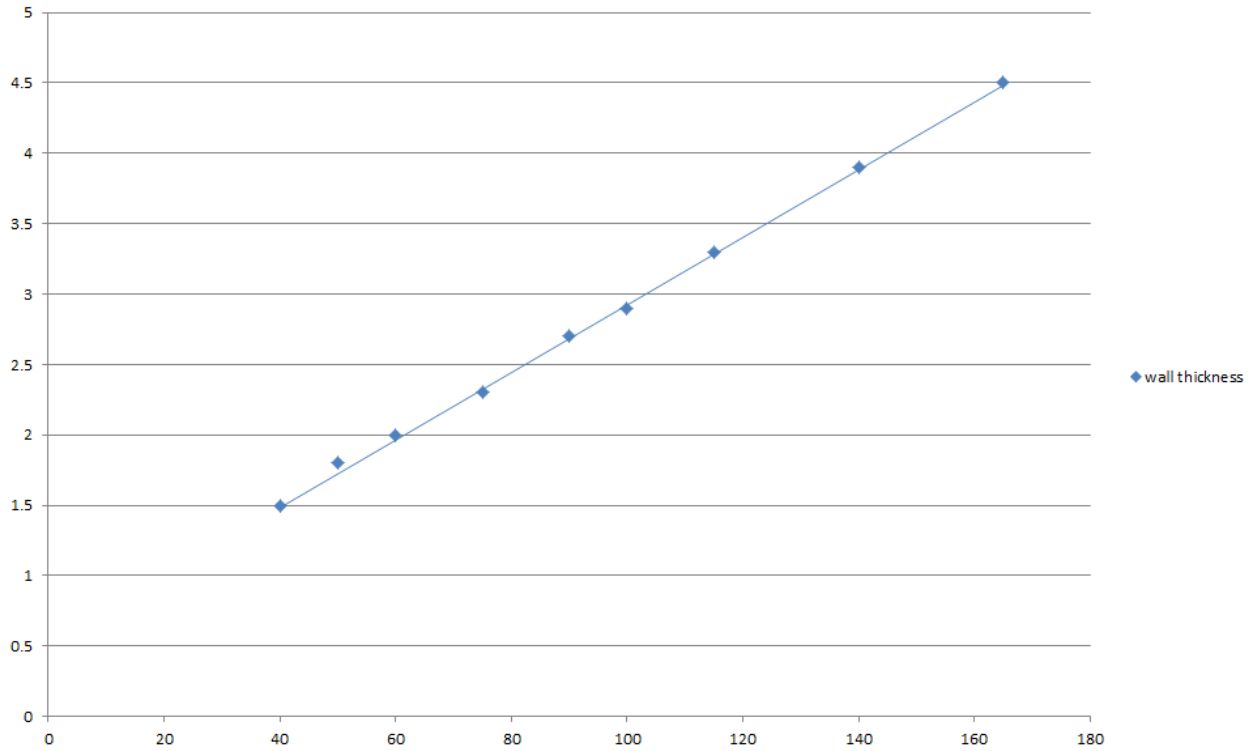
\* Typical pipe diameters shown, see below graph for intermediate sizes

**Declaration of Performance**

Sikacrete-630 Fire+  
20537727  
2021.12 , ver. 1  
1549

Template for translation. Only for  
internal use

Pipe diameter vs Wall thickness



**Declaration of Performance**  
Sikacrete-630 Fire+  
20537727  
2021.12 , ver. 1  
1549

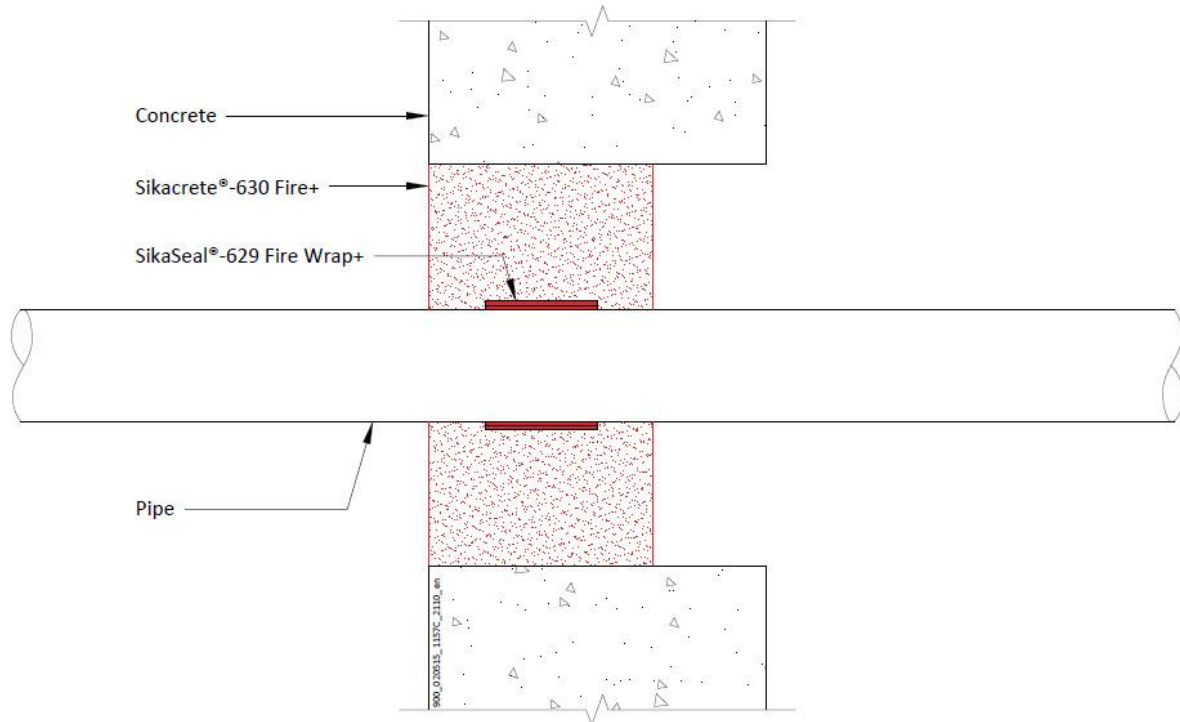
Template for translation. Only for  
internal use



### A.1.6 Pipe penetration seal with 100 mm deep Sikacrete-630 Fire+

**Penetration Seal:** plastic pipes fitted at any position within the aperture (min. separation 10 mm from seal edges), with min. 100 mm Sikacrete-630 Fire+ to either side of the wall. SikaSeal-629 Fire Wrap+ are required to be centrally within the seal. Maximum seal size as section 2. 4).

Construction details:



#### A.1.6.1 Single side penetration seal with pipes

Services	Wrap	Insulation	Classification
PVC-U pipes according to EN 1329-1, EN 1452-2 and EN 1453-1, PVC-C according to EN 1566-1			
315 mm diameter/9.2 mm wall	1 off 75 x 18 mm SikaSeal-629 Fire Wrap+, fitted central	None	EI 120 C/C

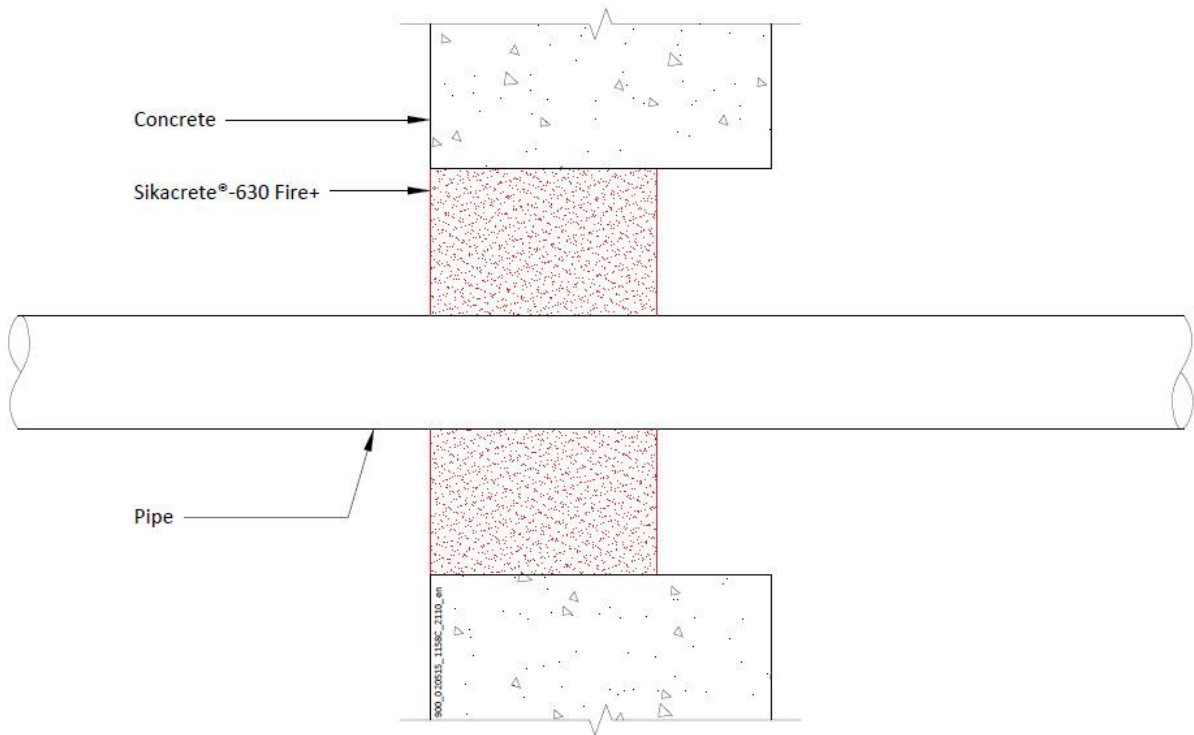
**Declaration of Performance**  
 Sikacrete-630 Fire+  
 20537727  
 2021.12 , ver. 1  
 1549

Template for translation. Only for internal use

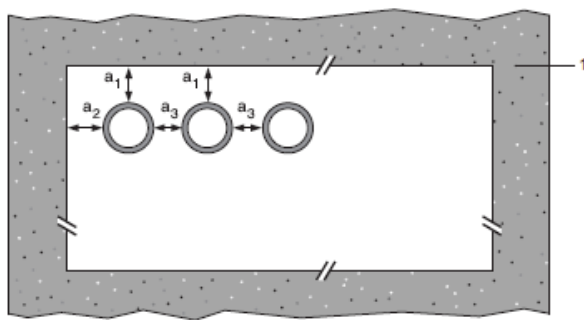
### A.1.7 Pipe penetration seal with 100 mm deep Sikacrete-630 Fire+

**Penetration Seal:** Combustible pipes sealed with Sikacrete-630 Fire+, to either side of the wall. Minimum separation between pipes of 30 mm ( $a_3$ ) and from seal edges 30 mm ( $a_1$  &  $a_2$ ). Maximum seal size as section 2. 4).

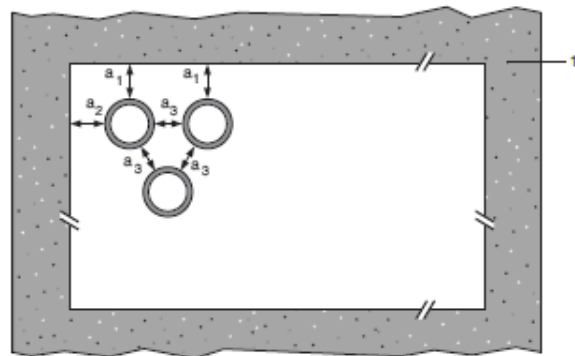
Construction details:



**Configuration 1**



**Configuration 2**



**Key**

- 1 Supporting construction
- a1 Pipe / top edge of seal separation
- a2 Pipe / side edge of seal separation
- a3 Pipe / pipe separation

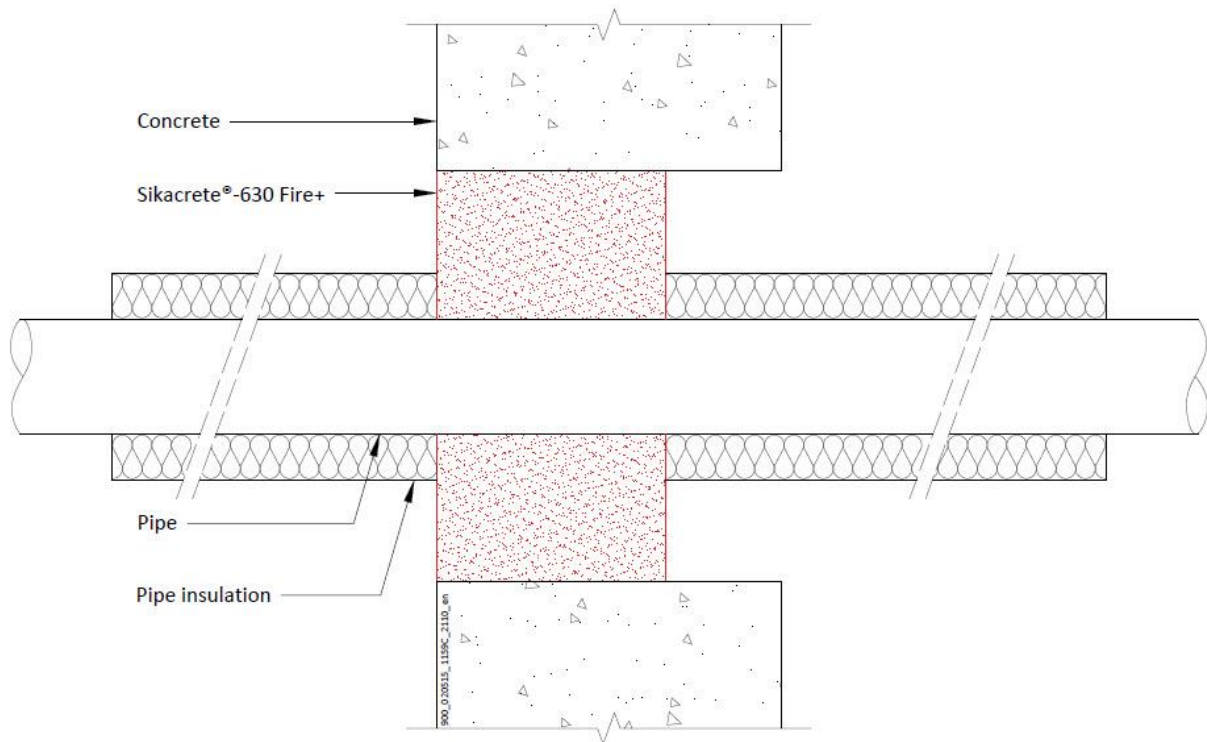
### A.1.7.1 Single side penetration seal with pipes

Services	Seal Depth, minimum	Permitted configuration for seal separation	Classification
PVC-U pipes according to EN 1329-1, EN 1452-2 and EN 1453-1^, PVC-C according to EN 1566-1			
Diameter up to 32 mm, wall thickness 1.6 – 2.4 mm	100 mm	1 & 2	EI 120 U/C, C/C
PE pipes according to EN 1519-1, EN 12201-2 and EN 12006-1 <sup>§</sup> , ABS according to EN 1455-1 and pipes made from SAN+PVC according to EN 1565-1			
Diameter up to 32 mm, wall thickness 1.8 – 3.0 mm	100 mm	1 & 2	EI 120 U/C, C/C
PP pipes according to EN 1852-1: 2009			
Diameter up to 32 mm, wall thickness 1.9 – 4.4 mm	100 mm	1 & 2	EI 120 U/C, C/C

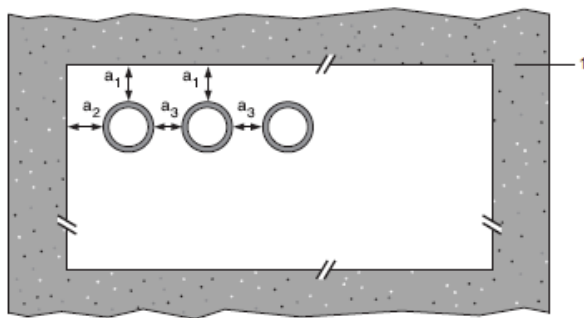
### A.1.8 Pipe penetration seal with 100 mm deep Sikacrete-630 Fire+

**Penetration Seal:** 1000 mm (min.) LI (Local Interrupted) or CI (Continuous Interrupted) insulated metallic pipes fitted at any position within the aperture (min. separation 20 mm from seal edges, with min. 100 mm Sikacrete-630 Fire+ to either sides of the wall (or any position in between))

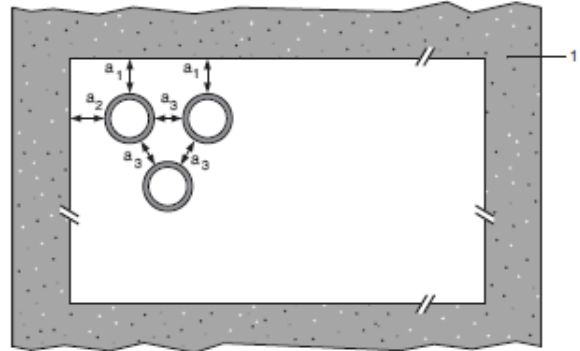
Construction details:



**Configuration 1**



**Configuration 2**



**Key**

- 1 Supporting construction
- a1 Pipe / top edge of seal separation
- a2 Pipe / side edge of seal separation
- a3 Pipe / pipe separation

**Declaration of Performance**  
 Sikacrete-630 Fire+  
 20537727  
 2021.12, ver. 1  
 1549

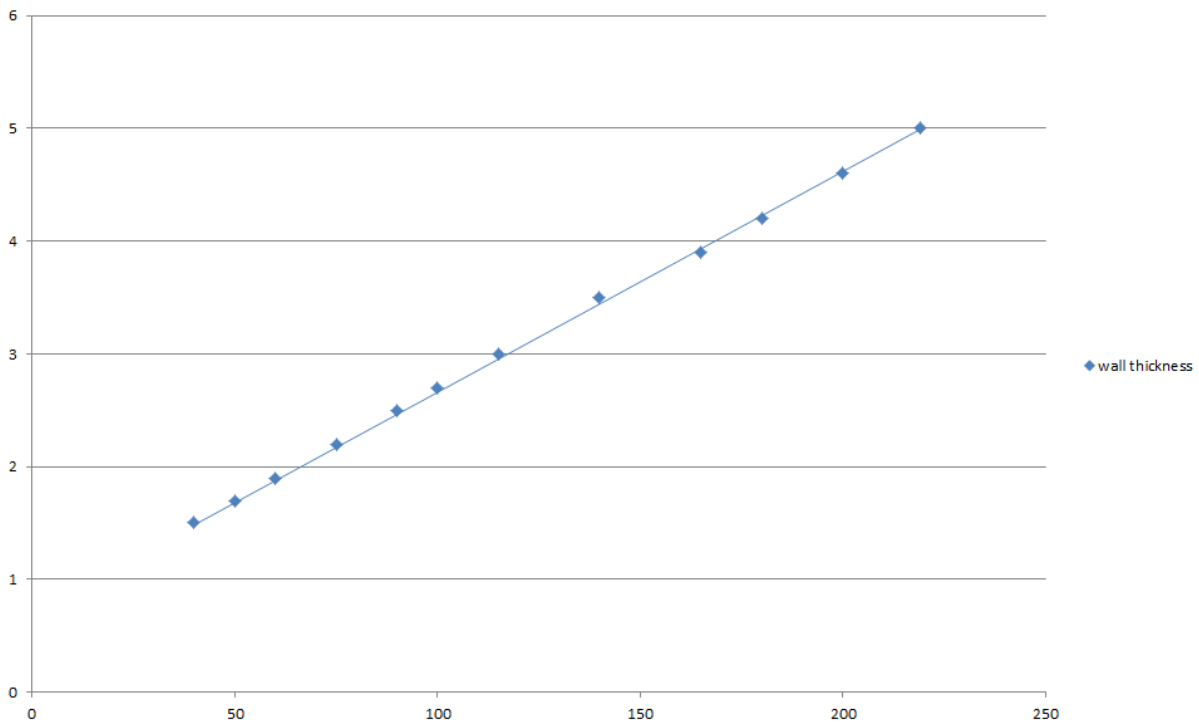
Template for translation. Only for  
 internal use

### A.1.8.1 Single side penetration seal with pipes

Services	Maximum aperture	Insulation, minimum thickness and density	Classification
Mild or stainless steel pipes			
40 mm diameter/1.5-14.2 mm wall*	As section 2. 4)	20 mm Stone wool insulation 80 kg/m <sup>3</sup>	EI 240 C/U
40 mm diameter/1.5-14.2 mm wall*		30 mm Stone wool insulation 80 kg/m <sup>3</sup>	E 240 C/U, EI 120 C/U
50 mm diameter/1.7-14.2 mm wall*			
60 mm diameter/1.9-14.2 mm wall*			
75 mm diameter/2.2-14.2 mm wall*			
90 mm diameter/2.5-14.2 mm wall*			
100 mm diameter/2.7-14.2 mm wall*			
115 mm diameter/3-14.2 mm wall*			
140 mm diameter/3.5-14.2 mm wall*			
165 mm diameter/ 3.9-14.2 mm wall*			
180 mm diameter/ 4.2-14.2 mm wall*			
200 mm diameter/ 4.6-14.2 mm wall*			
219 mm diameter/ 5.0-14.2 mm wall*			

\* Typical pipe diameters shown, see below graph for intermediate sizes

Pipe diameter vs Wall thickness



**Declaration of Performance**  
 Sikacrete-630 Fire+  
 20537727  
 2021.12 , ver. 1  
 1549

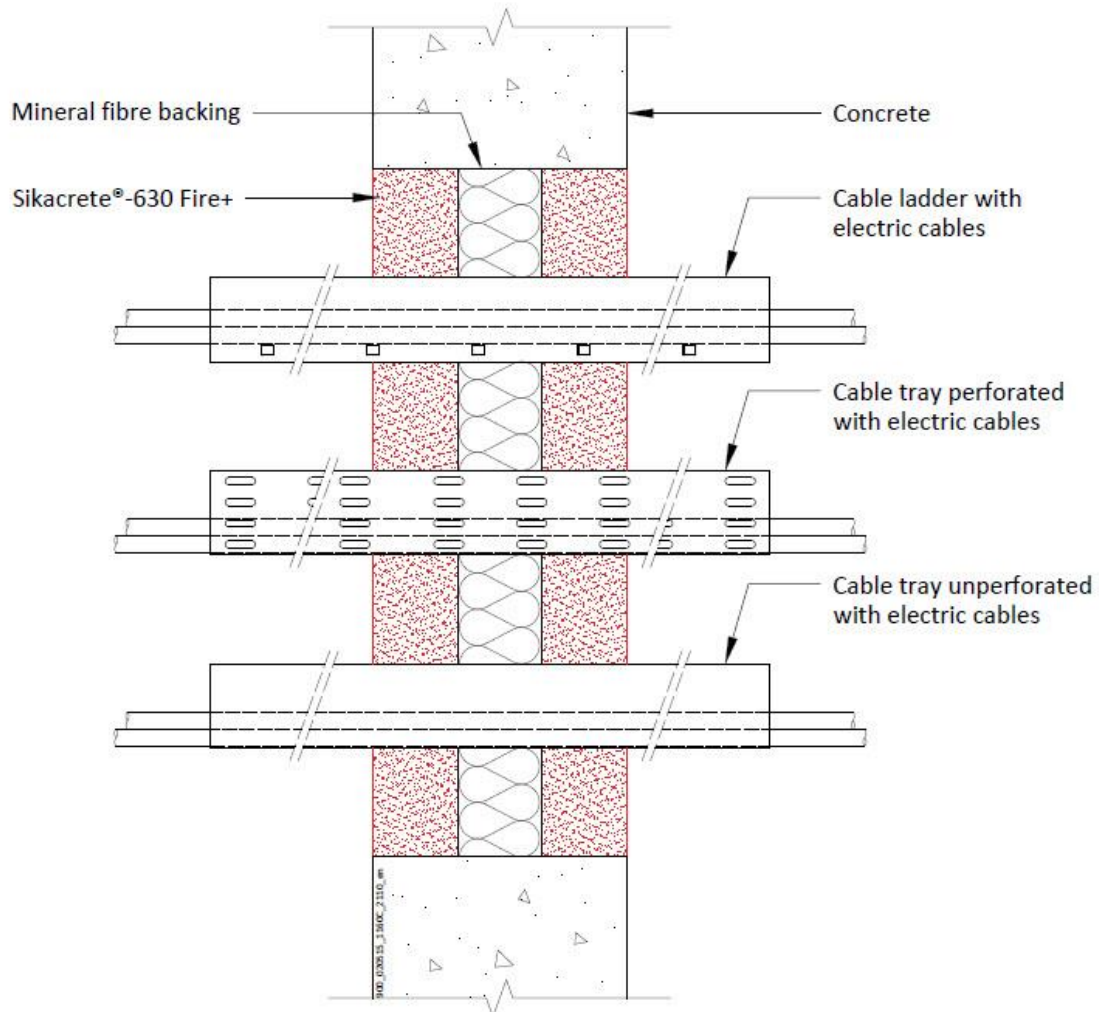
Template for translation. Only for  
 internal use



### A.1.9 Pipe penetration seal with 50 mm deep Sikacrete-630 Fire+ to both faces

**Penetration Seal:** Cables fitted with Sikacrete-630 Fire+ to both sides of the wall, backed with stone wool insulation board min. 150kg/m<sup>3</sup>. Maximum seal size as section 2. 4) and minimum separation between cables and the edge of the seal of 30 mm.

Construction details:



#### A.1.9.1 Single side penetration seal with pipes

Services	Mortar depth	Backing	Insulation	Classification
Blank seals	Min. 50 mm	Min. 50 mm Stone wool min. 150 kg/m <sup>3</sup>	None	EI 240
Electric cables up to 80 mm diameter, single or in a bundle.				E 240 EI 60
Steel cable trays and ladders up to 500 mm wide				EI 60
Telecoms cables up to 21 mm diameter, single or in a bundle up to 100 mm diameter				E 240 EI 120
Unsheathed wires up to 24 mm diameter				

#### Declaration of Performance

Sikacrete-630 Fire+  
20537727  
2021.12, ver. 1  
1549

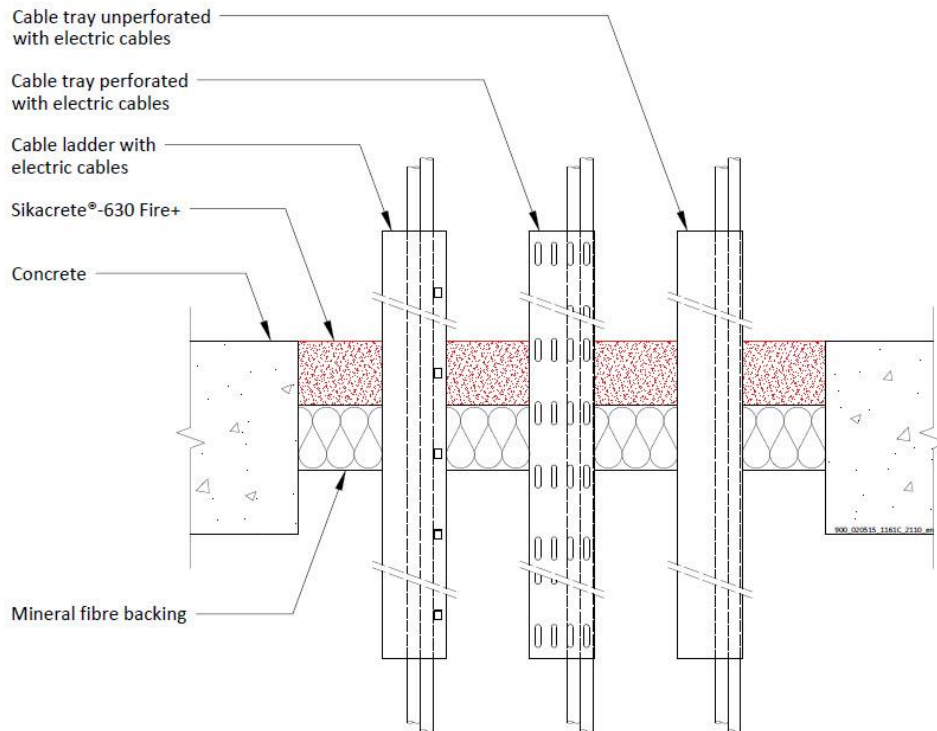
Template for translation. Only for internal use

## A.2 Rigid floor constructions according to 1.2.1 with floor thickness of minimum 100 mm

### A.2.1 Cable penetration seal with 50 mm deep Sikacrete-630 Fire+ backed with mineral fibre board

**Penetration Seal:** Cables fitted at any position within the aperture (min. separation 30 mm from seal edges), with min. 50 mm Sikacrete-630 Fire+ flush with the top of the floor, backed with min. 50 mm stone wool min. 150 kg/m<sup>3</sup>

Construction details:



#### A.2.1.1 Single side penetration seal with cables

Services	Maximum aperture	Classification
None (blank)	As section 2.4)	EI 180
Single* electrical cables up to 21 mm Ø		E 180, EI 90
Electrical cables up to 21 mm Ø (single, bundled and on trays)		E 180, EI 60
Electrical cables up to 80 mm Ø (single, bundled and on trays)		E 90, EI 45
Cables up to 21mm Ø in tied bundles up to 100mm Ø		EI 180
Steel cable trays & ladders		E 90, EI 60
Non-sheathed wires up to 17 mm Ø		E 180, EI 60
Non-sheathed wires up to 24 mm Ø		E 180, EI 30
PVC conduits up to 16 mm Ø		EI 180 C/U, EI 180 C/C

\* To be separated by at least 30 mm

#### Declaration of Performance

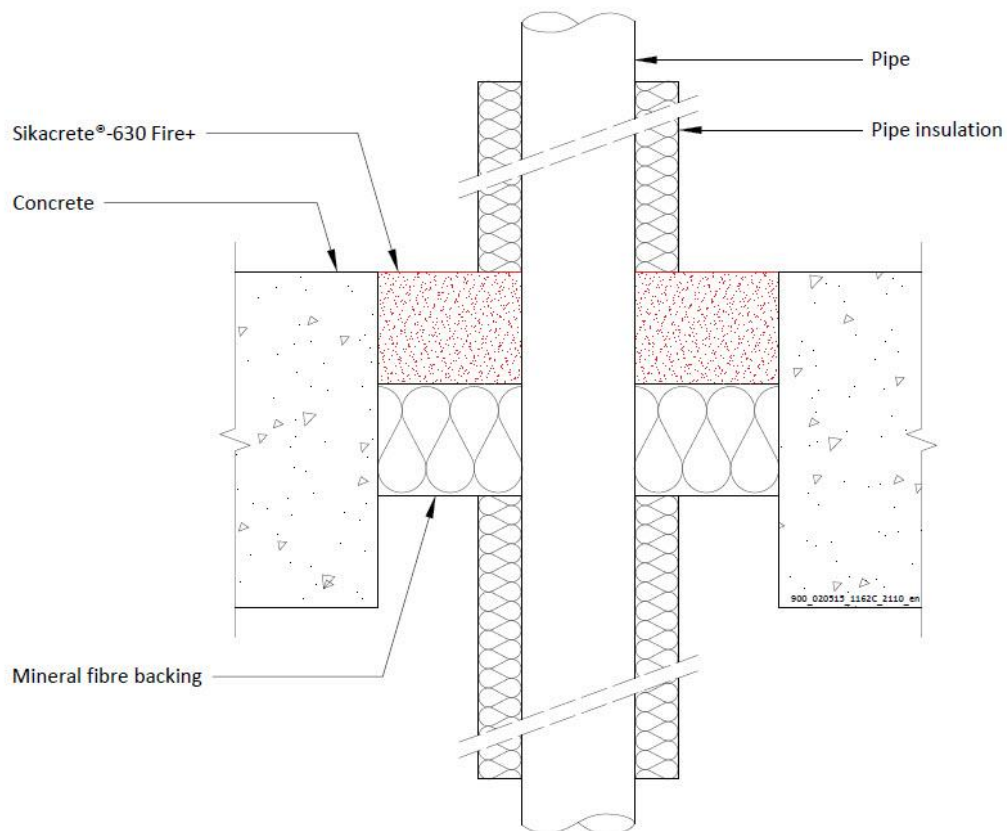
Sikacrete-630 Fire+  
20537727  
2021.12, ver. 1  
1549

Template for translation. Only for internal use

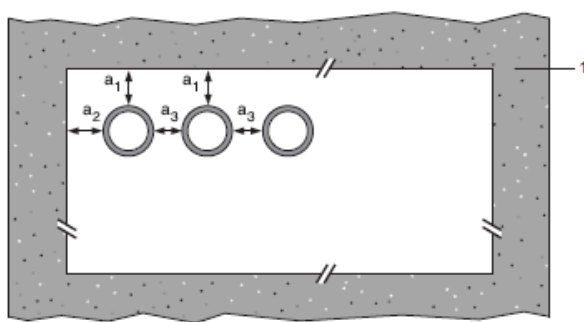
## A.2.2 Pipe penetration seal with 50 mm deep Sikacrete-630 Fire+ backed with mineral fibre board

**Penetration Seal:** 1000 mm (min.) LI (Local Interrupted) or CI (Continuous Interrupted) insulated metallic pipes fitted at any position within the aperture (min. separation 30 mm from seal edges, with min. 50 mm Sikacrete-630 Fire+ flush with the top of floor, backed with min. 50 mm stone wool min. 150 kg/m<sup>3</sup>)

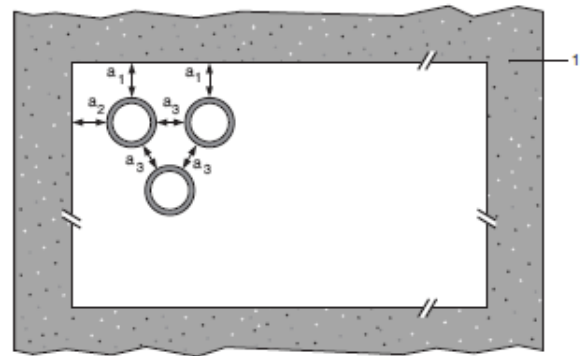
Construction details:



**Configuration 1**



**Configuration 2**



**Key**

- 1 Supporting construction
- a1 Pipe / top edge of seal separation
- a2 Pipe / side edge of seal separation
- a3 Pipe / pipe separation

**Declaration of Performance**

Sikacrete-630 Fire+  
20537727  
2021.12, ver. 1  
1549

Template for translation. Only for internal use

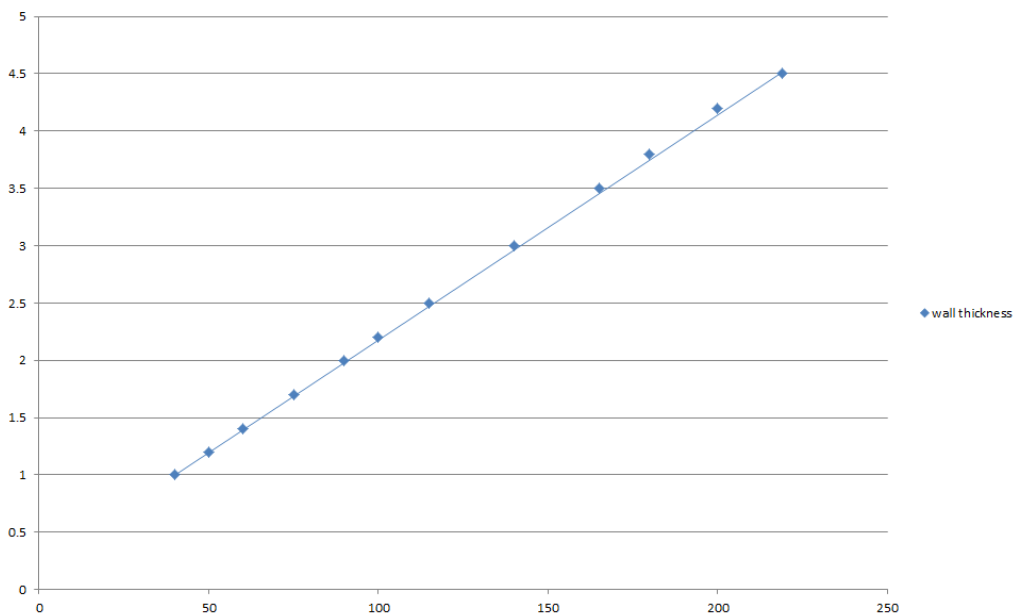
### A.2.2.1 Single side penetration seal with pipes

Services	Maximum aperture	Insulation, minimum thickness and density	Classification
Copper or steel pipes up to 12 mm diameter/ 1-5 mm wall	70 x 70 mm	20 mm stone wool 80 kg/m <sup>3</sup>	EI 240 C/C
Copper or steel pipes up to 54 mm diameter/ 1-14.2 mm wall	115 x 115 mm		E 240 C/C, EI 180 C/C
Copper or steel pipes up to 54 mm diameter/ 1-14.2 mm wall	As section 2. 4)		EI 180 C/C

Services	Maximum aperture	Insulation, minimum thickness and density	Classification
Mild or stainless steel pipes			
40 mm diameter/1-14.2 mm wall*	280 x 280 mm	20 mm Stone wool insulation 80 kg/m <sup>3</sup>	EI 240 C/U
40 mm diameter/1-14.2 mm wall*		30 mm Stone wool insulation 80 kg/m <sup>3</sup>	E 240 C/U, EI 90 C/U
50 mm diameter/1.2-14.2 mm wall*			
60 mm diameter/1.4-14.2 mm wall*			
75 mm diameter/1.7-14.2 mm wall*			
90 mm diameter/2-14.2 mm wall*			
100 mm diameter/2.2-14.2 mm wall*			
115 mm diameter/2.5-14.2 mm wall*			
140 mm diameter/3-14.2 mm wall*			
165 mm diameter/3.5-14.2 mm wall*			
180 mm diameter/3.8-14.2 mm wall*			
200 mm diameter/4.2-14.2 mm wall*			
219 mm diameter/4.5-14.2 mm wall*			

\* Typical pipe diameters shown, see below graph for intermediate sizes

Pipe diameter vs Wall thickness

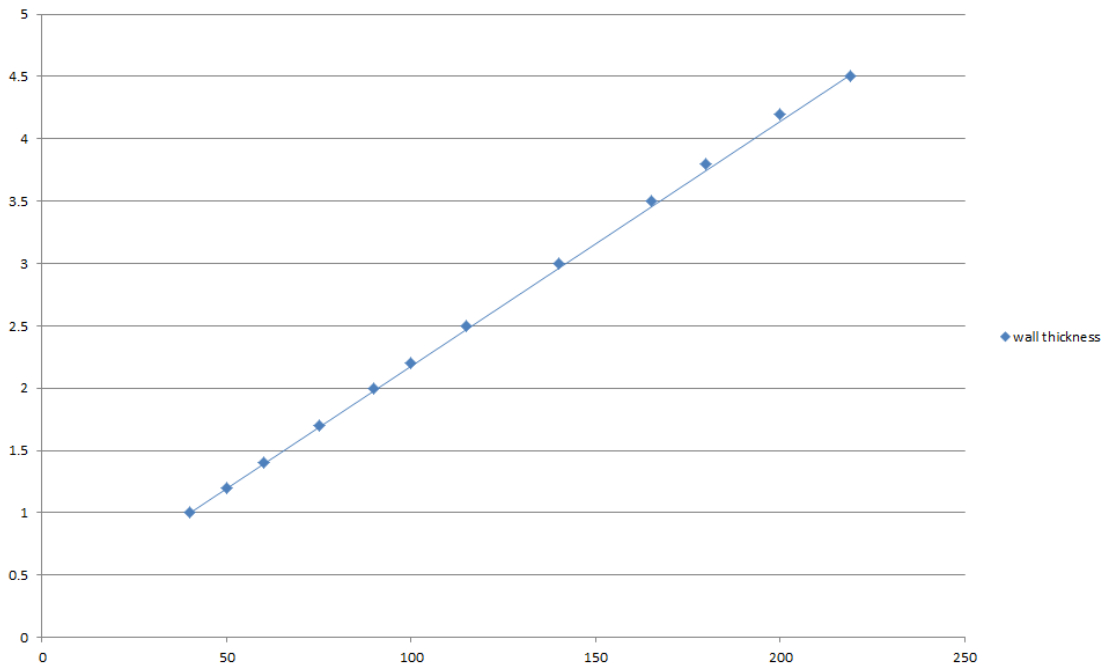


**Declaration of Performance**  
 Sikacrete-630 Fire+  
 20537727  
 2021.12 , ver. 1  
 1549

Template for translation. Only for  
 internal use

Services	Maximum aperture	Insulation, minimum thickness and density	Classification
Mild or stainless steel pipes			
40 mm diameter/1-14.2 mm wall*	As section 2. 4)	20 mm Stone wool insulation 80 kg/m <sup>3</sup>	EI 180 C/U
40 mm diameter/1-14.2 mm wall*		30 mm Stone wool insulation 80 kg/m <sup>3</sup>	E 180 C/U, EI 90 C/U
50 mm diameter/1.2-14.2 mm wall*			
60 mm diameter/1.4-14.2 mm wall*			
75 mm diameter/1.7-14.2 mm wall*			
90 mm diameter/2-14.2 mm wall*			
100 mm diameter/2.2-14.2 mm wall*			
115 mm diameter/2.5-14.2 mm wall*			
140 mm diameter/3-14.2 mm wall*			
165 mm diameter/3.5-14.2 mm wall*			
180 mm diameter/3.8-14.2 mm wall*			
200 mm diameter/4.2-14.2 mm wall*			
219 mm diameter/4.5-14.2 mm wall*			

Pipe diameter vs Wall thickness



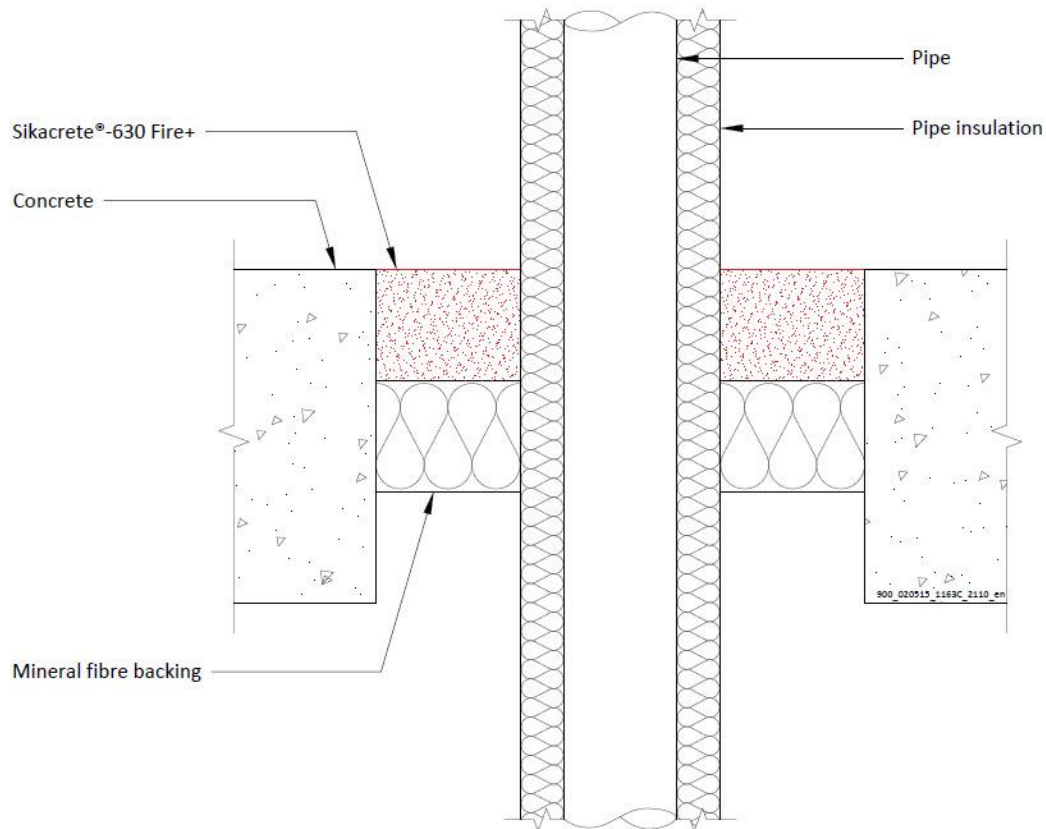
**Declaration of Performance**  
 Sikacrete-630 Fire+  
 20537727  
 2021.12 , ver. 1  
 1549

Template for translation. Only for  
 internal use

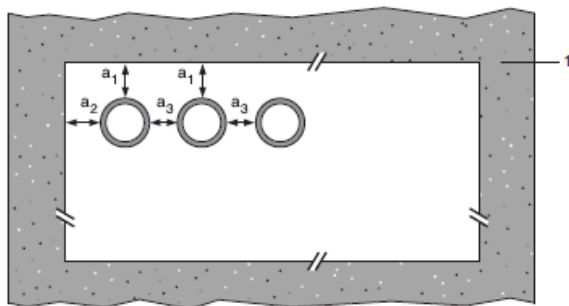
### A.2.3 Pipe penetration seal with 50 mm deep Sikacrete-630 Fire+ backed with mineral fibre board

**Penetration Seal:** CS (Continuous Sustained) insulated metallic pipes fitted at any position within the aperture, with min. 50 mm Sikacrete-630 Fire+, backed with min. 50 mm stone wool min. 140 kg/m<sup>3</sup> positioned at any height within the depth of the floor. Minimum separation between penetration seals and seal edges of 30 mm (configuration 1 & 2). Maximum aperture size as section 2. 4).

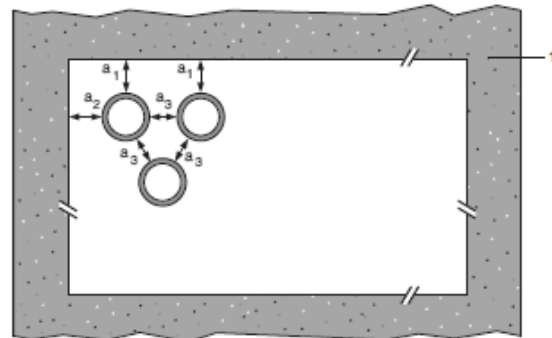
Construction details:



**Configuration 1**



**Configuration 2**



**Key**

- 1 Supporting construction
- a1 Pipe / top edge of seal separation
- a2 Pipe / side edge of seal separation
- a3 Pipe / pipe separation

**Declaration of Performance**  
 Sikacrete-630 Fire+  
 20537727  
 2021.12 , ver. 1  
 1549

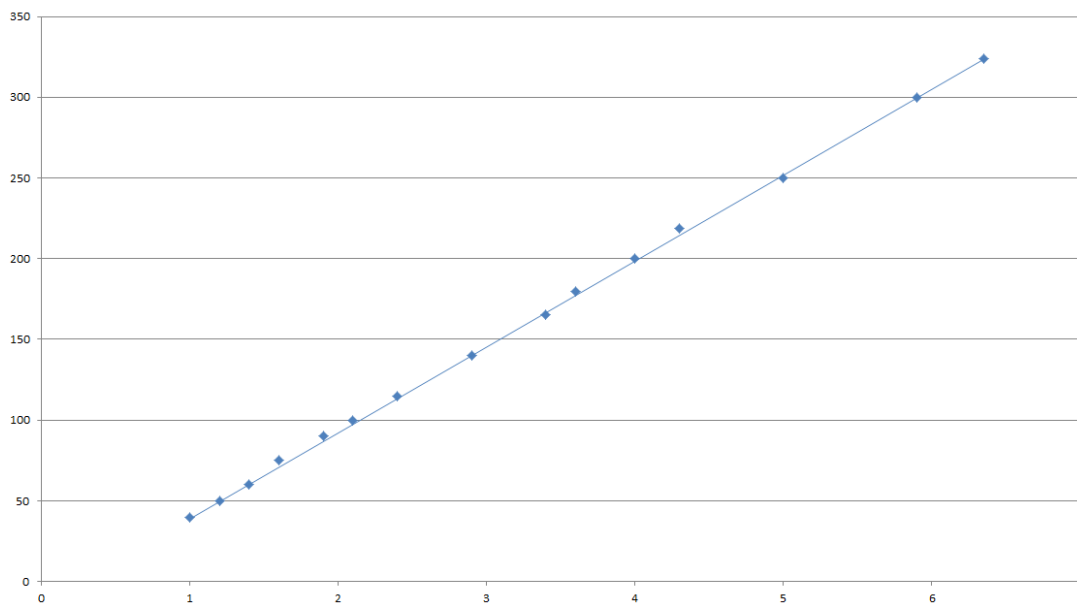
Template for translation. Only for  
 internal use

**A.2.3.1**

Mild or stainless steel pipes	Insulation	Classification
40 mm diameter/1-14.2 mm wall	20 mm thick stone, mineral wool min. 80 kg/m <sup>3</sup>	<b>EI 180 C/U (EI 240 C/U)*</b>
40 mm diameter/1-14.2 mm wall*	30-80 mm thick stone, mineral wool min. 80 kg/m <sup>3</sup>	
50 mm diameter/1.2-14.2 mm wall*		
60 mm diameter/1.4-14.2 mm wall*		
75 mm diameter/1.6-14.2 mm wall*		
90 mm diameter/1.9-14.2 mm wall*		
100 mm diameter/2.1-14.2 mm wall*		
115 mm diameter/2.4-14.2 mm wall*		
140 mm diameter/2.9-14.2 mm wall*		
165 mm diameter/ 3.4-14.2 mm wall*		
180 mm diameter/ 3.6-14.2 mm wall*		
200 mm diameter/ 4.0-14.2 mm wall*		
219 mm diameter/ 4.3-14.2 mm wall*		
250 mm diameter/ 5.0-14.2 mm wall*		
300 mm diameter/ 5.9-14.2 mm wall*		
324 mm diameter/ 6.35-14.2 mm wall*		
PEX pipe in pipe systems	Insulation	Classification
15 mm diameter x 2.5 mm wall inner /25mm diameter outer	None	<b>EI 180 C/C (EI 240 C/C)*</b>

\* EI 240 in apertures up to a maximum of 550 x 1100 mm

**Pipe Diameter vs wall thickness**



**Declaration of Performance**  
 Sikacrete-630 Fire+  
 20537727  
 2021.12 , ver. 1  
 1549

Template for translation. Only for  
 internal use

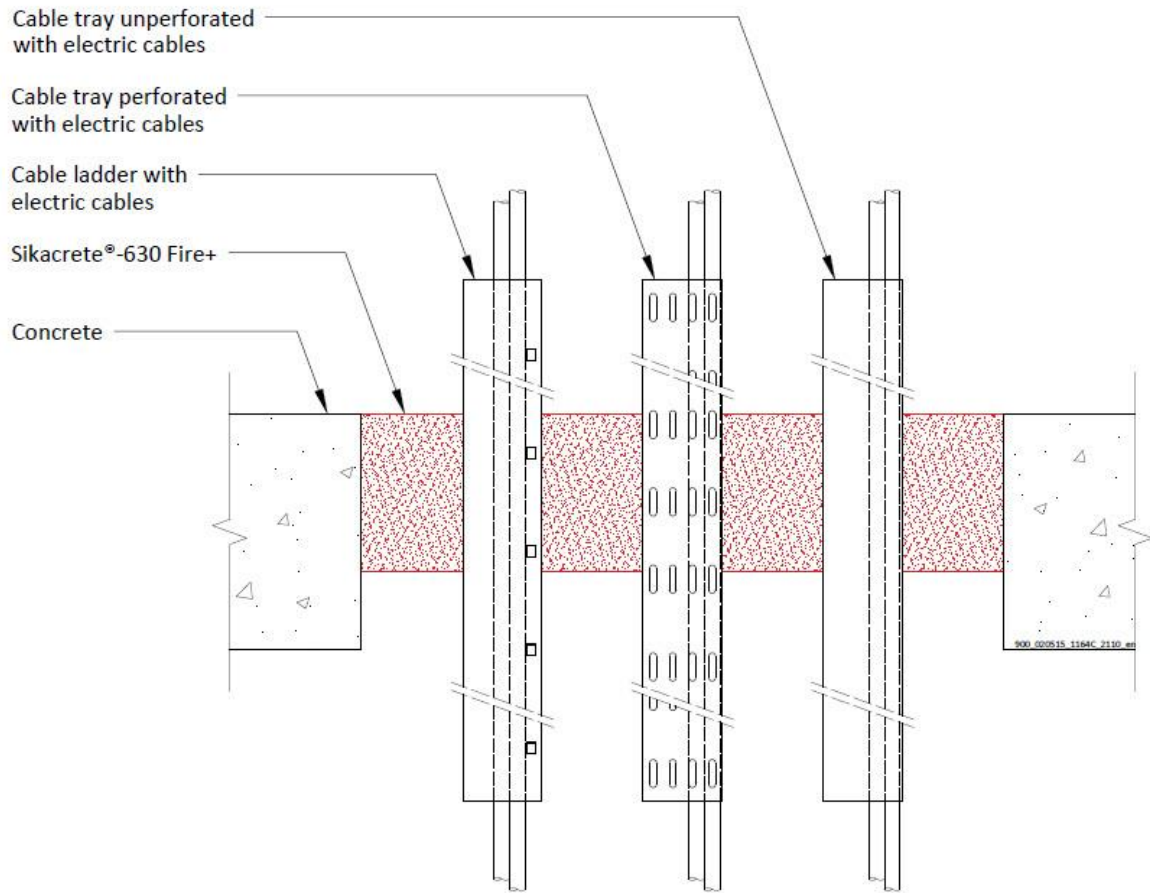




## A.2.4 Cable penetration seal with 100 mm deep Sikacrete-630 Fire+

**Penetration Seal:** Cables fitted at any position within the aperture (min. separation 30 mm from seal edges), with min. 100 mm Sikacrete-630 Fire+ flush with the top of the floor

Construction details:



### A.2.4.1 Single side penetration seal with cables

Services	Maximum aperture	Classification
None (blank)	As section 2. 4)	EI 240
Electrical cables up to 50 mm Ø (single, bundled and on trays)		E 180, EI 60
Electrical cables up to 80 mm Ø (single, bundled and on trays)		E 120, EI 60
Cables up to 21mm Ø in tied bundles up to 100mm Ø		E 180, EI 120
Steel cable trays & ladders		E 120, EI 60
Non-sheathed cables up to 17 mm Ø		E 180, EI 90
Non-sheathed cables up to 24 mm Ø		E 180, EI 20
PVC conduits up to 16 mm Ø		EI 180 C/U, EI 180 C/C

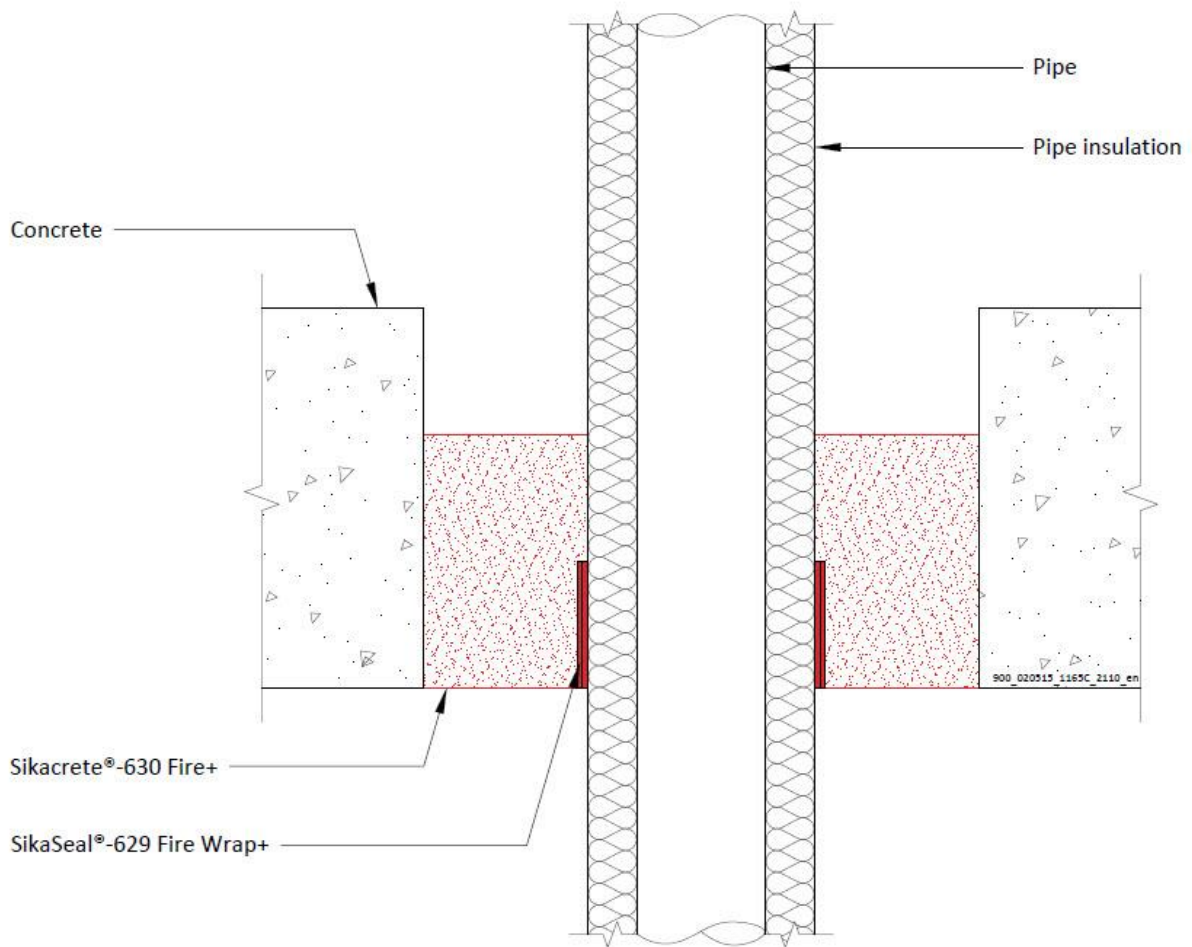
**Declaration of Performance**  
 Sikacrete-630 Fire+  
 20537727  
 2021.12 , ver. 1  
 1549

Template for translation. Only for internal use

## A.2.5 Pipe penetration seal with 100 mm deep Sikacrete-630 Fire+

**Penetration Seal:** CS (Continuous Sustained) insulated metallic pipes fitted at any position within the aperture (min. separation 25 mm from seal edges and 30 mm from other services), with min. 100 mm Sikacrete-630 Fire+ at any position within the floor. SikaSeal-629 Fire Wrap+ are required to be fitted around combustible pipe insulation. Maximum seal size as section 2. 4).

Construction details:



### A.2.5.1 Single side penetration seal with pipes

Services	Wrap	Insulation	Classification
Copper and steel pipes			
12 mm diameter/1 mm wall	50 x 3.6 mm SikaSeal-629 Fire Wrap+ fitted to the soffit	9 mm Elastomeric insulation minimum class B-s3,d0 or foil faced Phenolic Foam insulation	<b>EI 240 C/C</b>
12-54 mm diameter/1-1.2 mm wall		13-25 mm Elastomeric insulation minimum class B-s3,d0 or foil faced Phenolic Foam insulation	<b>E 240 C/C, EI 60 C/C</b>
Alupex pipes			
16 mm diameter/2.25 mm wall	50 x 3.6 mm SikaSeal-629 Fire Wrap+ fitted to the soffit	9 mm Elastomeric insulation minimum class B-s3,d0 or foil faced Phenolic Foam insulation	<b>EI 240 C/C</b>
16 mm diameter/2.25 mm wall		9-13 mm Elastomeric insulation minimum class B-s3,d0 or foil faced Phenolic Foam insulation	<b>E 240 C/C, EI 90 C/C</b>
20 mm diameter/2.5 mm wall			
26 mm diameter/3 mm wall			
32 mm diameter/3 mm wall			
40 mm diameter/3.5 mm wall			
50 mm diameter/4 mm wall			
63 mm diameter/4.5 mm wall		13-25 mm Elastomeric insulation minimum class B-s3,d0 or foil faced Phenolic Foam insulation	<b>E 180 C/C, EI 90 C/C</b>
75 mm diameter/4.7 mm wall			
16 mm diameter/2.25 mm wall			
20 mm diameter/2.5 mm wall			
26 mm diameter/3 mm wall			
32 mm diameter/3 mm wall			
40 mm diameter/3.5 mm wall			
50 mm diameter/4 mm wall			
63 mm diameter/4.5 mm wall			
75 mm diameter/4.7 mm wall			

#### Declaration of Performance

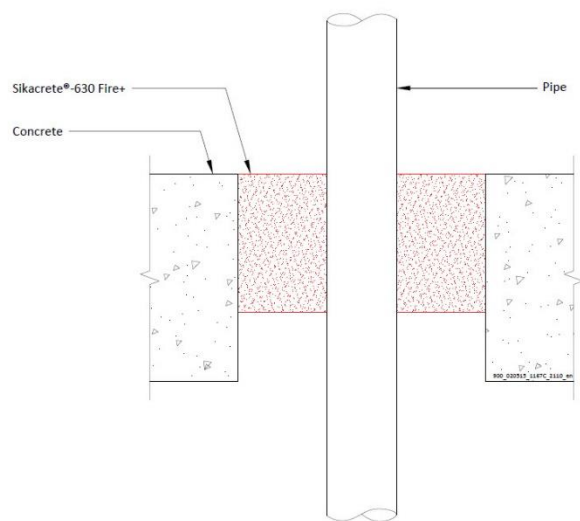
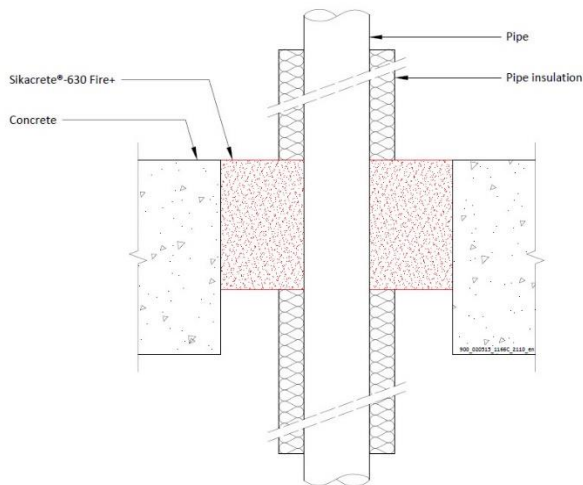
Sikacrete-630 Fire+  
20537727  
2021.12 , ver. 1  
1549

Template for translation. Only for  
internal use

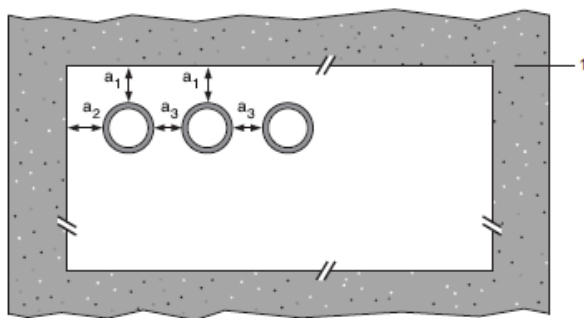
## A.2.6 Pipe penetration seal with Sikacrete-630 Fire+

**Penetration Seal:** 1000 mm (min.)\* LI (Local Interrupted) or CI (Continuous Interrupted) insulated and non-insulated metallic and composite pipes fitted at any position within the aperture (min. separation 30 mm from seal edges), with Sikacrete-630 Fire+ to either surface of the floor or anywhere between. Maximum seal size as section 2. 4).

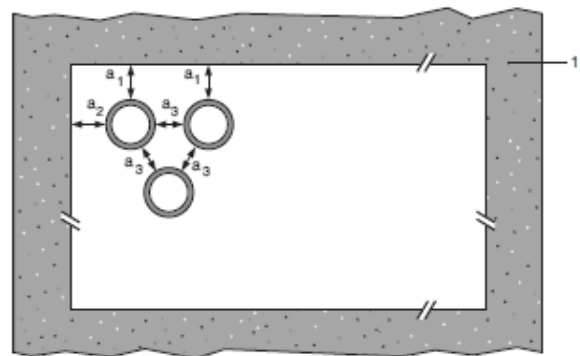
Construction details:



Configuration 1



Configuration 2



### Key

- 1 Supporting construction
- a1 Pipe / top edge of seal separation
- a2 Pipe / side edge of seal separation
- a3 Pipe / pipe separation

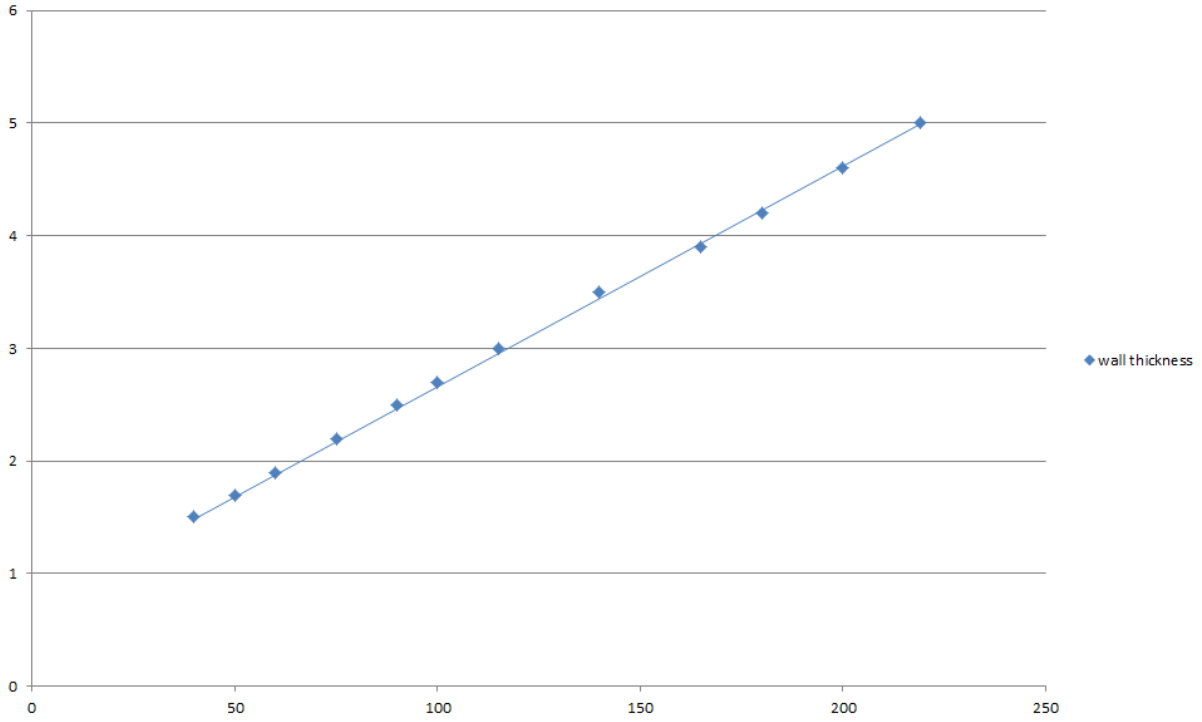
### A.2.6.1 Single side penetration seal with pipes

Services	Minimum mortar depth and floor thickness	Insulation	Classification
Up to 16 mm diameter steel pipes 1.5-7 mm wall	100 mm	None	E 240 C/C, EI 120 C/C
Up to 63.5 mm diameter steel pipes 1.6-14.2 mm wall	150 mm		E 180 C/U, EI 90 C/U
Up to 12 mm diameter Copper and steel pipes 0.7-1.5 mm wall	120 mm		E 240 C/C, EI 180 C/C
Up to 54 mm diameter Copper and steel pipes 1.5-14.2 mm wall	100 mm		E 120 C/C, EI 20 C/C
75 mm Alupex composite pipes with 4.6 mm wall	100 mm	None	E 240 U/C, EI 20 U/C

Services	Minimum mortar depth and floor thickness	Insulation, minimum thickness and density	Classification
Mild or stainless steel pipes	100 mm	20 mm Stone wool insulation 80 kg/m <sup>3</sup>	EI 240 C/U
40 mm diameter/1.5-14.2 mm wall*			
40 mm diameter/1.5-14.2 mm wall*		30 mm Stone wool insulation 80 kg/m <sup>3</sup>	E 240 C/U, EI 120 C/U
50 mm diameter/1.7-14.2 mm wall*			
60 mm diameter/1.8-14.2 mm wall*			
75 mm diameter/2.1-14.2 mm wall*			
90 mm diameter/2.3-14.2 mm wall*			
100 mm diameter/2.5-14.2 mm wall*			
115 mm diameter/2.8-14.2 mm wall*			
140 mm diameter/3.2-14.2 mm wall*			
165 mm diameter/ 3.6-14.2 mm wall*			
180 mm diameter/ 3.9-14.2 mm wall*			
200 mm diameter/ 4.2-14.2 mm wall*			
219 mm diameter/ 4.5-14.2 mm wall*			

\* Typical pipe diameters shown, see below graph for intermediate sizes

Pipe diameter vs Wall thickness



**Declaration of Performance**  
Sikacrete-630 Fire+  
20537727  
2021.12 , ver. 1  
1549

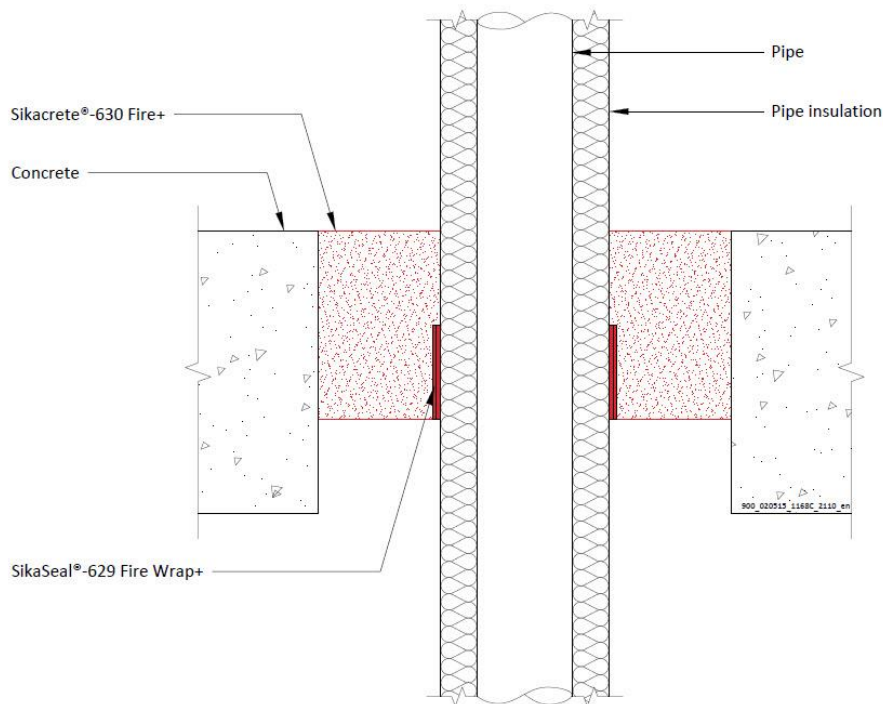
Template for translation. Only for  
internal use



## A.2.7 Pipe penetration seal with 100 mm deep Sikacrete-630 Fire+

**Penetration Seal:** CS (Continuous Sustained) insulated metallic pipes fitted at any position within the aperture (min. separation 30 mm from seal edges and 30 mm from other services), with min. 100 mm Sikacrete-630 Fire+ to the top surface of the floor. SikaSeal-629 Fire Wrap+ are required to be fitted around combustible pipe insulation. Maximum seal size as section 2. 4).

Construction details:



### A.2.7.1 Single side penetration seal with pipes

Services	Wrap	Insulation	Classification
Mild or stainless steel pipes			
40 mm diameter/1.5-14.2 mm wall	1 off 50 x 1.8 mm SikaSeal-629 Fire Wrap+, fitted at soffit	13 mm Elastomeric insulation minimum class B-s3,d0 or foil faced Phenolic Foam insulation	EI 180 C/U
40 mm diameter/1.5-14.2 mm wall*		13 -19 mm Elastomeric insulation minimum class B-s3,d0 or foil faced Phenolic Foam insulation	E 180 C/U, EI 120 C/U
50 mm diameter/1.6-14.2 mm wall*			
60 mm diameter/1.7-14.2 mm wall*			
75 mm diameter/1.9-14.2 mm wall*			
90 mm diameter/2-14.2 mm wall*			
100 mm diameter/2.1-14.2 mm wall*			
115 mm diameter/2.3-14.2 mm wall*			
140 mm diameter/2.6-14.2 mm wall*			
165 mm diameter/2.8-14.2 mm wall*			

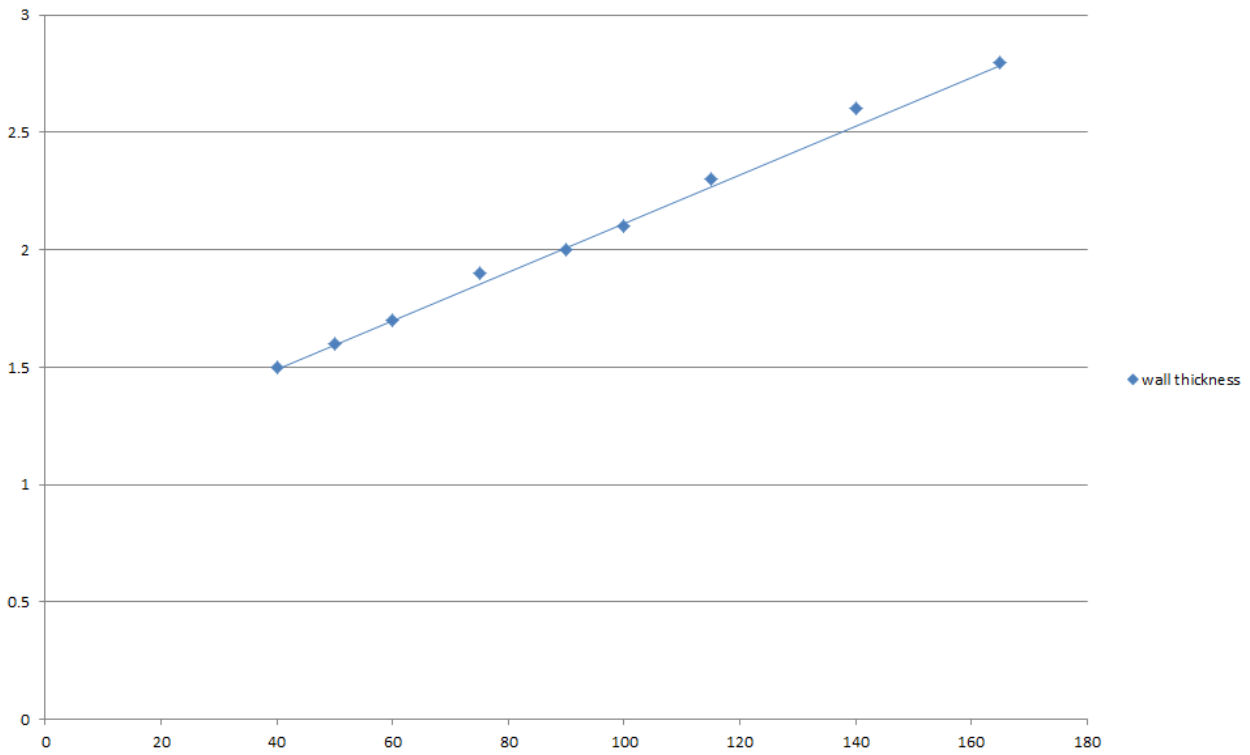
\* Typical pipe diameters shown, see below graph for intermediate sizes

#### Declaration of Performance

Sikacrete-630 Fire+  
20537727  
2021.12 , ver. 1  
1549

Template for translation. Only for internal use

**Pipe diameter vs Wall thickness**



**Declaration of Performance**  
Sikacrete-630 Fire+  
20537727  
2021.12 , ver. 1  
1549

Template for translation. Only for  
internal use

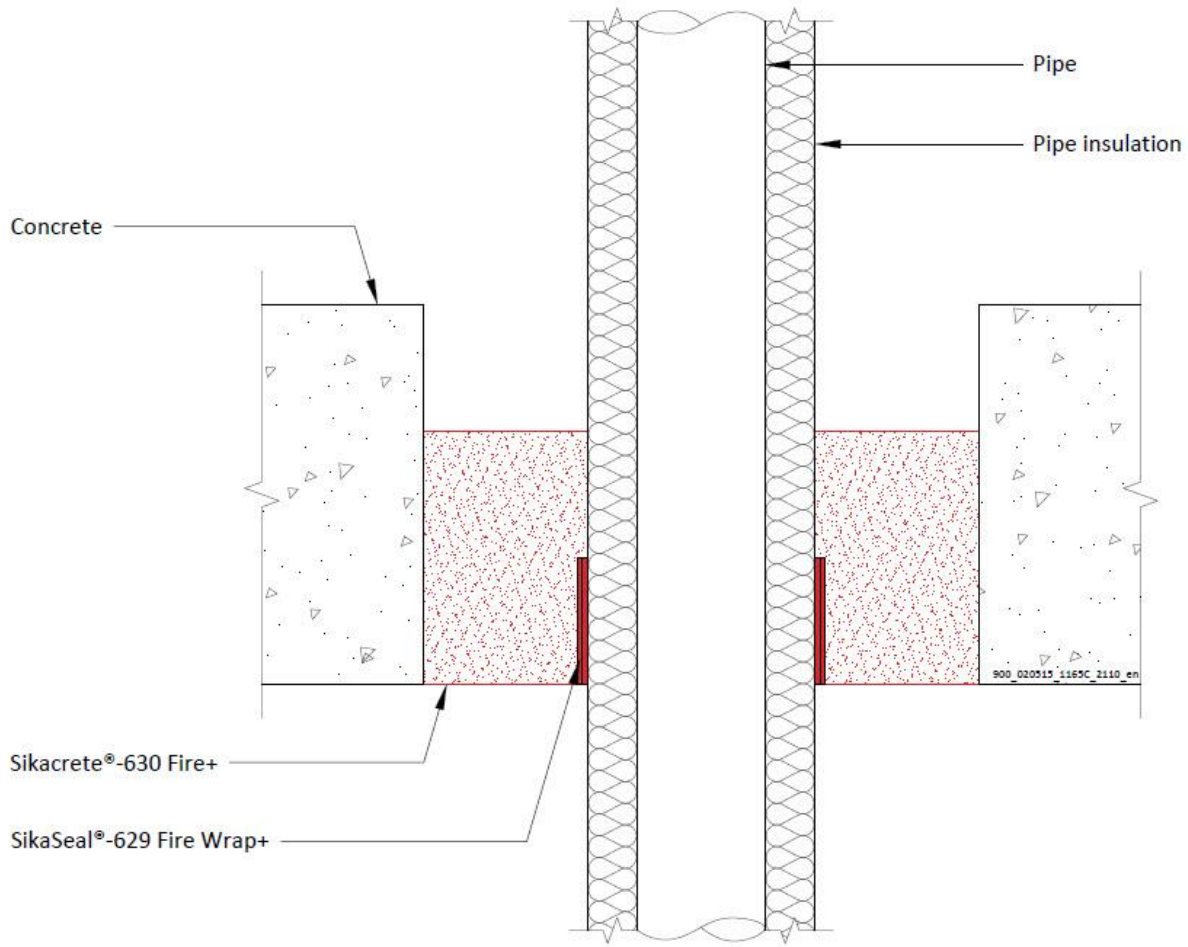




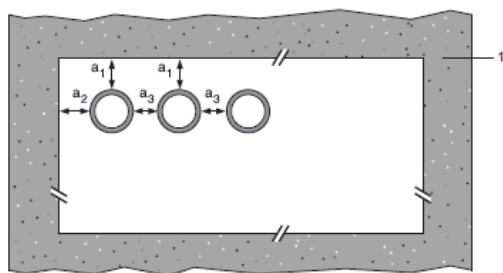
### A.2.8 Pipe penetration seal with 100 mm deep Sikacrete-630 Fire+

**Penetration Seal:** CS (Continuous Sustained) insulated metallic pipes sealed with Protect FR wraps, fitted at any position within the aperture, with min. 100 mm Sikacrete-630 Fire+ Seal. Minimum separation between penetration seals and seal edges of 30 mm (Configuration 1 & 2). Maximum seal size as section 2. 4).

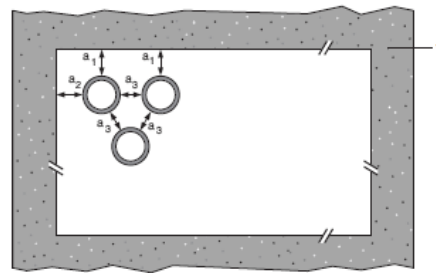
Construction details:



**Configuration 1**



**Configuration 2**



**Key**

- 1 Supporting construction
- a1 Pipe / top edge of seal separation
- a2 Pipe / side edge of seal separation
- a3 Pipe / pipe separation

**Declaration of Performance**

Sikacrete-630 Fire+  
20537727  
2021.12 , ver. 1  
1549

Template for translation. Only for internal use

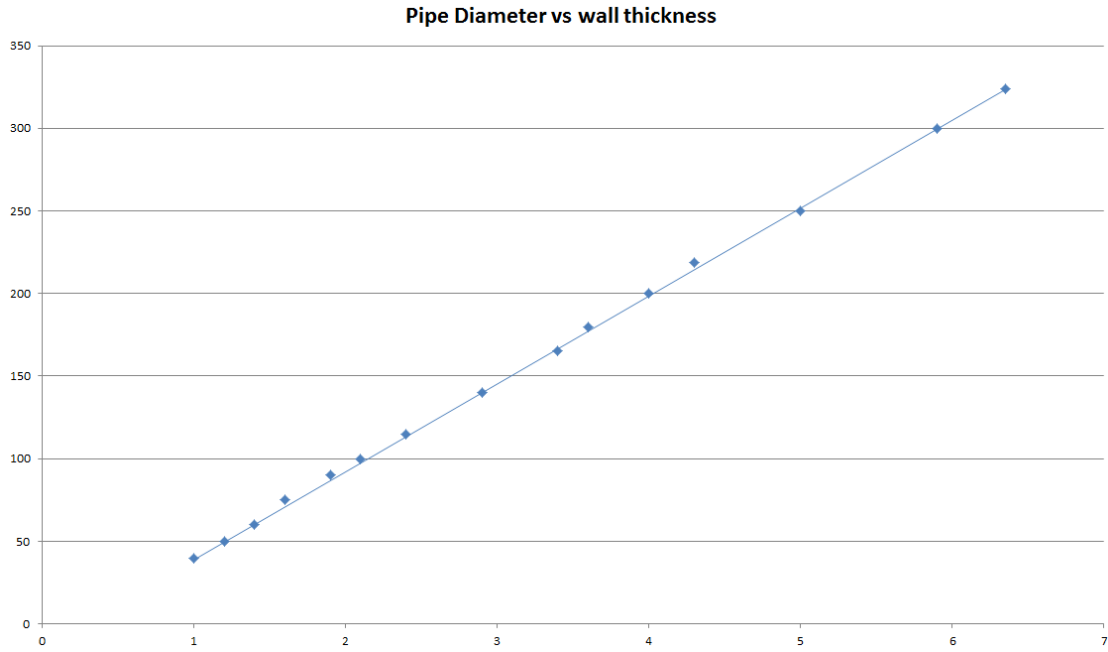
**A.2.8.1**

Mild or stainless steel pipes	Insulation	SikaSeal-629 Fire Wrap+	Classification
40 mm diameter/1-14.2 mm wall	25 mm thick Elastomeric insulation minimum class B-s3,d0 or foil faced Phenolic Foam insulation	50 x 3.6 mm (2 x 1.8 layer)	EI 240 C/U
40 mm diameter/1-14.2 mm wall*	25mm thick Elastomeric insulation minimum class B-s3,d0 or foil faced Phenolic Foam insulation		E 240 C/U EI 120 C/U
50 mm diameter/1.2-14.2 mm wall*			
60 mm diameter/1.4-14.2 mm wall*			
75 mm diameter/1.6-14.2 mm wall*			
90 mm diameter/1.9-14.2 mm wall*			
100 mm diameter/2.1-14.2 mm wall*			
115 mm diameter/2.4-14.2 mm wall*			
140 mm diameter/2.9-14.2 mm wall*			
165 mm diameter/ 3.4-14.2 mm wall*			
180 mm diameter/ 3.6-14.2 mm wall*			
200 mm diameter/ 4.0-14.2 mm wall*			
219 mm diameter/ 4.3-14.2 mm wall*			
250 mm diameter/ 5.0-14.2 mm wall*			
300 mm diameter/ 5.9-14.2 mm wall*			
324 mm diameter/ 6.35-14.2 mm wall*			
40 mm diameter/1-14.2 mm wall*	25-50mm thick Elastomeric insulation minimum class B-s3,d0 or foil faced Phenolic Foam insulation	50 x 5.4 mm (3 x 1.8 layer)	EI 120 C/U
50 mm diameter/1.2-14.2 mm wall*			
60 mm diameter/1.4-14.2 mm wall*			
75 mm diameter/1.6-14.2 mm wall*			
90 mm diameter/1.9-14.2 mm wall*			
100 mm diameter/2.1-14.2 mm wall*			
115 mm diameter/2.4-14.2 mm wall*			
140 mm diameter/2.9-14.2 mm wall*			
165 mm diameter/ 3.4-14.2 mm wall*			
180 mm diameter/ 3.6-14.2 mm wall*			
200 mm diameter/ 4.0-14.2 mm wall*			
219 mm diameter/ 4.3-14.2 mm wall*			
250 mm diameter/ 5.0-14.2 mm wall*			
300 mm diameter/ 5.9-14.2 mm wall*			
324 mm diameter/ 6.35-14.2 mm wall*			

**Declaration of Performance**  
 Sikacrete-630 Fire+  
 20537727  
 2021.12 , ver. 1  
 1549

Template for translation. Only for internal use





**Declaration of Performance**  
 Sikacrete-630 Fire+  
 20537727  
 2021.12 , ver. 1  
 1549

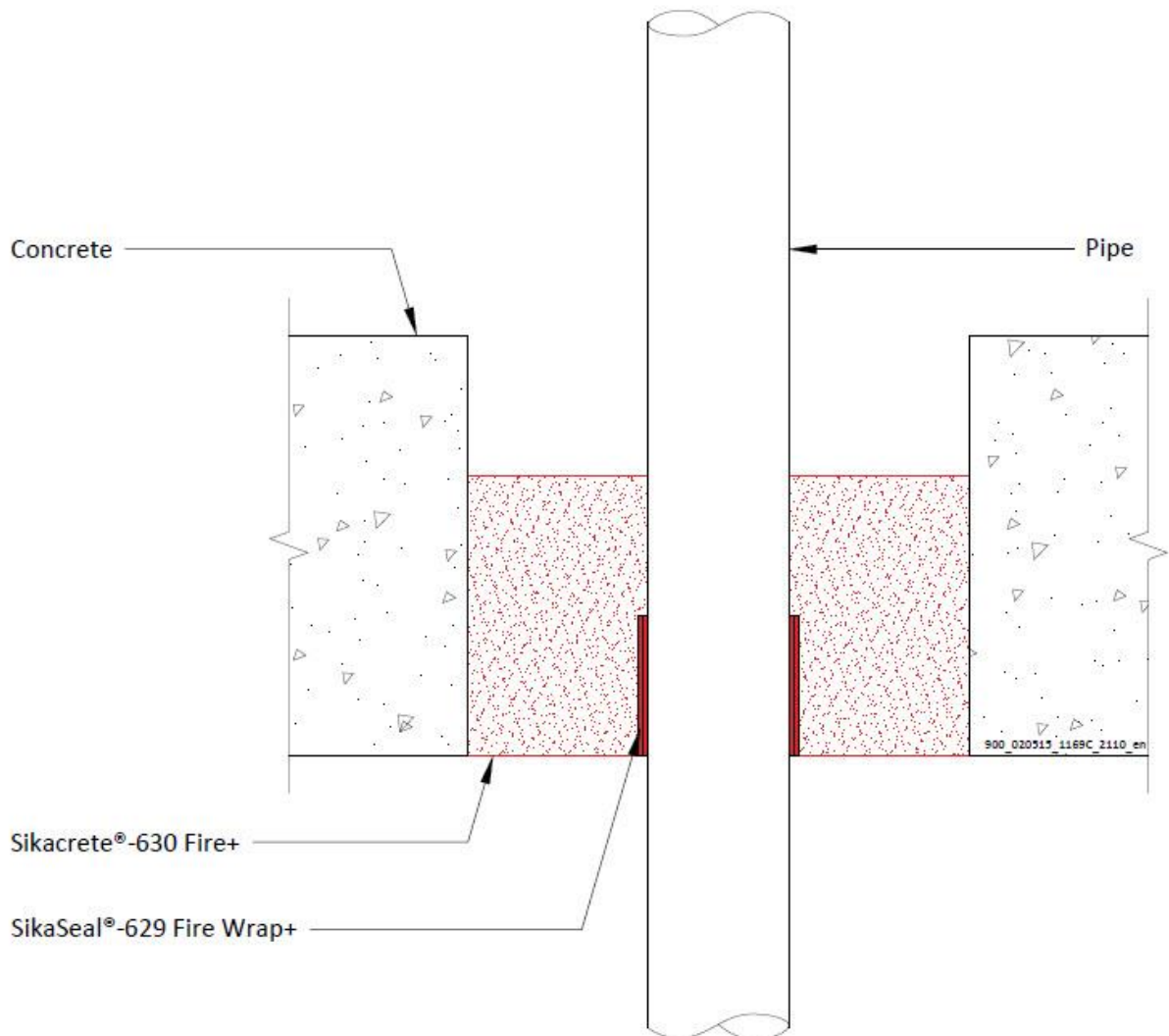
Template for translation. Only for  
 internal use



### A.2.10 Pipe penetration seal with 100 mm deep Sikacrete-630 Fire+

**Penetration Seal:** Plastic pipes fitted at any position within the aperture, with min. 100 mm Sikacrete-630 Fire+ to the either surface of the floor or anywhere between. SikaSeal-629 Fire Wrap+ are required to be fitted to the bottom of the seal, as indicated below. Minimum separation between penetration seals and seal edges of 30 mm (Configuration 1 & 2).

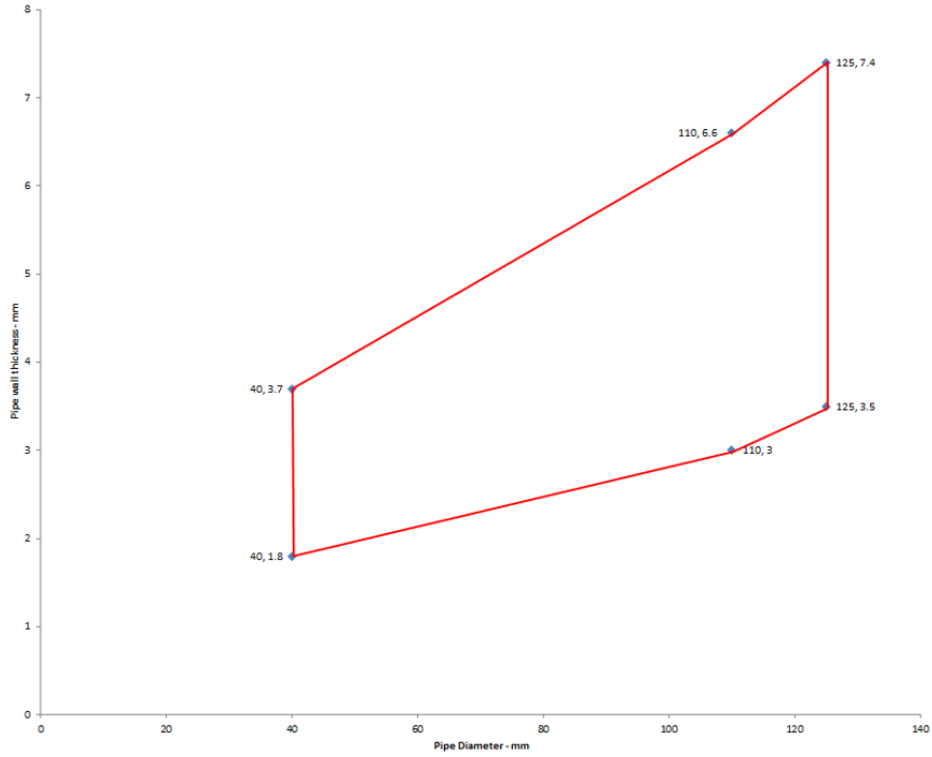
Construction details:



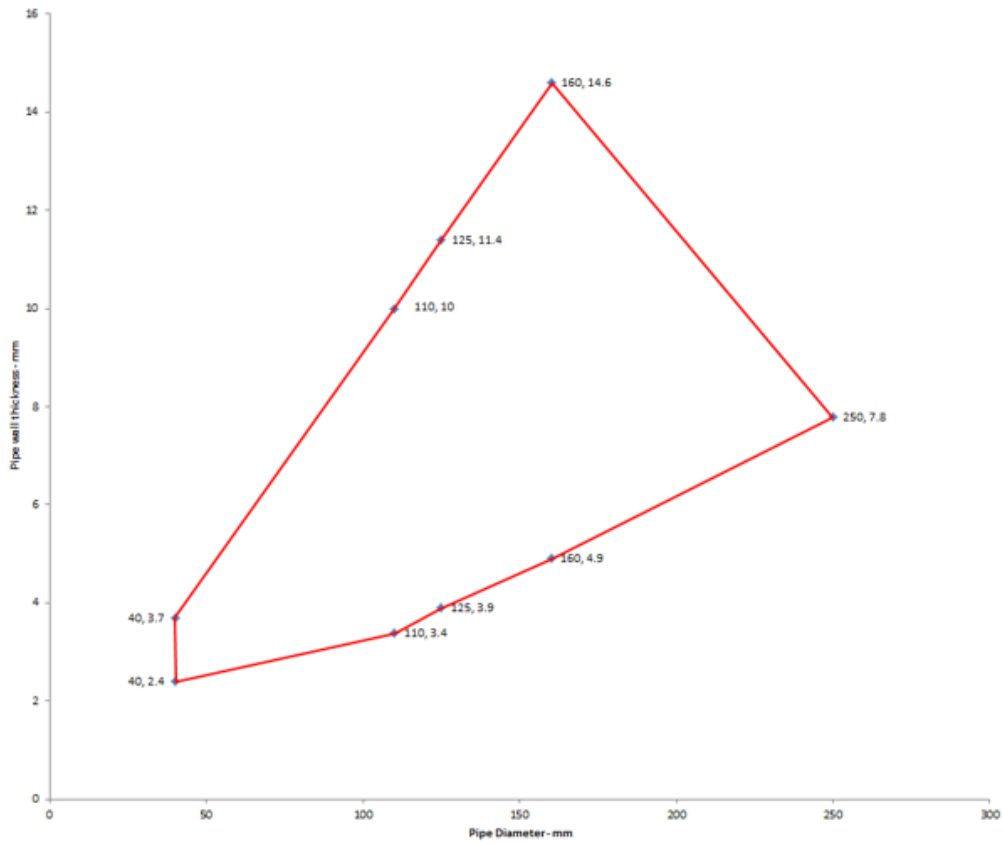
### A.2.10.1 Single side penetration seal with pipes

Services	Wrap	Maximum aperture	Classification
<b>PVC-U pipes according to EN 1329-1, EN 1452-1 and EN 1453-1, PVC-C according to EN 1566-1</b>			
Up to 40 mm diameter / 1.8-3.7 mm wall	50 x 1.8 mm	As section 2. 4)	E 180 U/U, EI 120 U/U
Up to 110 mm diameter / 3.0-6.6 mm wall	50 x 3.6 mm		EI 240 U/C
Up to 125 mm diameter / 3.5-7.4 mm wall	50 x 7.2 mm		EI 120 U/C
Up to 160 mm diameter / 4.5 mm wall	50 x 10.8 mm		EI 240 C/C
Up to 160 mm diameter / 4.5-9.5 mm wall	50 x 10.8 mm		EI 90 C/C
Up to 110 mm diameter / 2.7-6.6 mm wall, containing up to 90mm $\varnothing$ bundle of up to 14 mm $\varnothing$ cables	50 x 3.6 mm		EI 120 U/C
<b>PP pipes according to EN 1451-1</b>			
Up to 40 mm diameter / 1.8-4.4 mm wall	None	As section 2. 4)	EI 120 U/C
Up to 40 mm diameter / 1.8-5.5 mm wall	50 x 1.8 mm		EI 120 U/U
Up to 50 mm diameter / 2.5-5.5 mm wall	50 x 3.6 mm		EI 240 C/C
Up to 75 mm diameter / 3.5-5.5 mm wall	50 x 3.6 mm		EI 240 C/C
Up to 110 mm diameter / 2.7-6.3 mm wall	50 x 3.6 mm		EI 240 U/C
Up to 125 mm diameter / 3.4-11.4 mm wall	50 x 7.2 mm		EI 240 U/C
Up to 160 mm diameter / 4.9-14.6 mm wall	50 x 10.8 mm		EI 240 U/C
Up to 110 mm diameter / 3.4-6.3 mm wall, containing up to 90mm $\varnothing$ bundle of up to 14 mm $\varnothing$ cables	50 x 3.6 mm		EI 60 U/C
<b>PE pipes according to EN 1519-1, EN 12201-2 and EN 12666-1, ABS according to EN 1455-1 and pipes made from SAN+PVC according to EN 1565-1</b>			
Up to 40 mm diameter / 2.0-4.4 mm wall	None	As section 2. 4)	EI 120 U/C
Up to 40 mm diameter / 2.4-3.7 mm wall	50 x 1.8 mm		EI 240 U/U
Up to 110 mm diameter / 3.4-10.0 mm wall	50 x 3.6 mm		EI 120 U/C
Up to 125 mm diameter / 3.9-11.4 mm wall	50 x 7.2 mm		EI 240 U/C
Up to 160 mm diameter / 4.9-14.6 mm wall	50 x 10.8 mm		EI 120 U/C
Up to 250 mm diameter / 7.8 mm wall	75 x 12.6 mm		EI 180 C/C
Up to 110 mm diameter / 2.7-10.0 mm wall, containing up to 90mm $\varnothing$ bundle of up to 14 mm $\varnothing$ cables	50 x 3.6 mm		E 120 U/C, EI 60 U/C
<b>Configuration 1</b>		<b>Configuration 2</b>	
<b>Key</b> 1 Supporting construction a1 Pipe / top edge of seal separation a2 Pipe / side edge of seal separation a3 Pipe / pipe separation			

PVC-U pipes U/C with SikaSeal-629 Fire Wrap+ - EI 120 U/C



PE pipes U/C with SikaSeal-629 Fire Wrap+ - EI 120 U/C

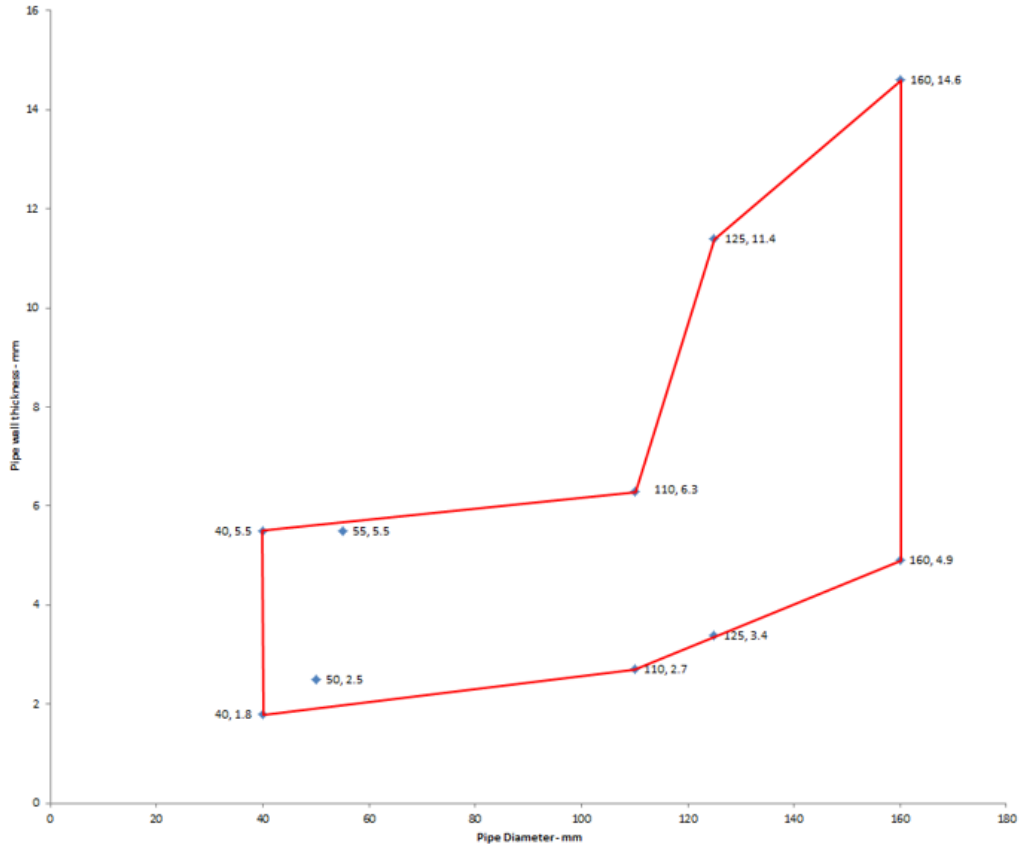


**Declaration of Performance**  
 Sikacrete-630 Fire+  
 20537727  
 2021.12 , ver. 1  
 1549

Template for translation. Only for  
 internal use



PP pipes U/C with SikaSeal-629 Fire Wrap+ - EI 120 U/C



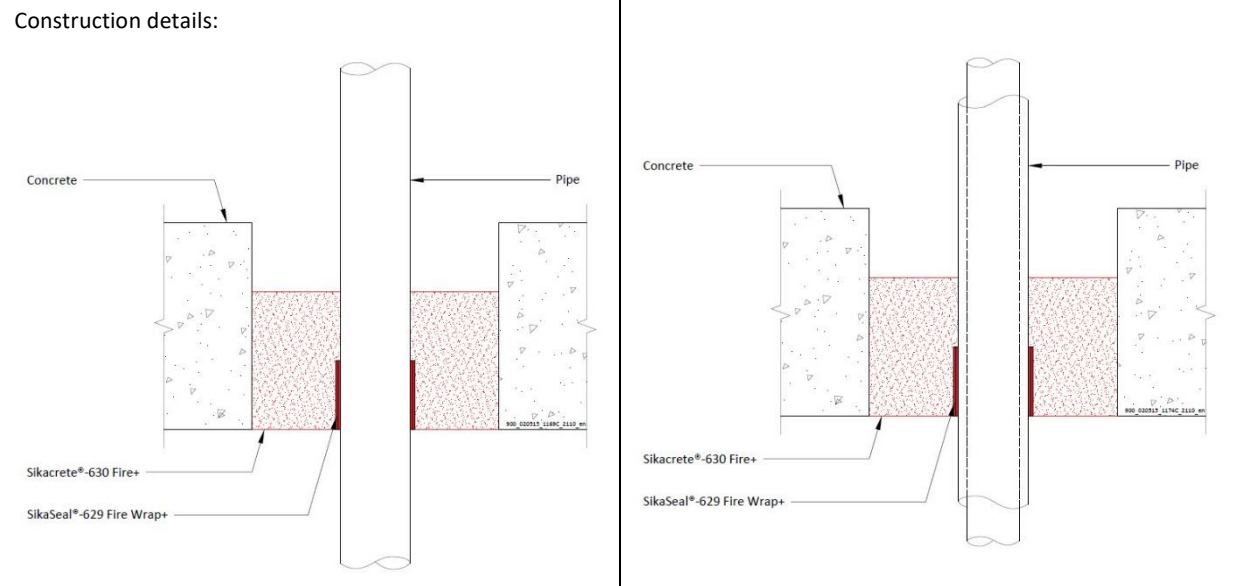
**Declaration of Performance**  
Sikacrete-630 Fire+  
20537727  
2021.12 , ver. 1  
1549

Template for translation. Only for  
internal use

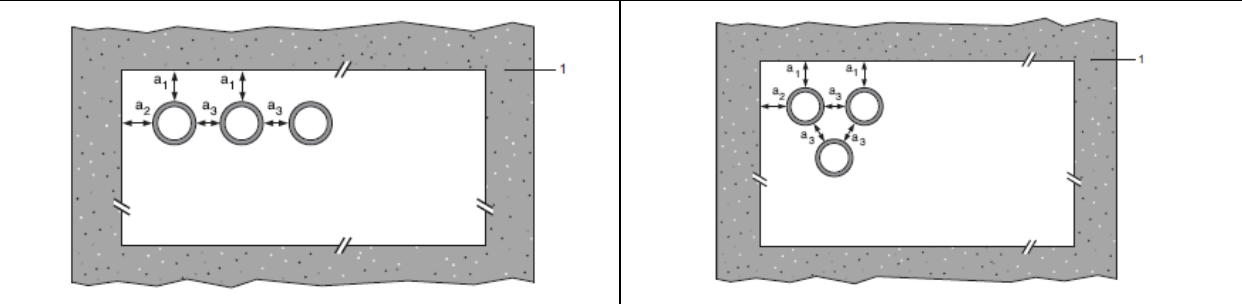


### A.2.11 Pipe penetration seal with 100 mm deep Sikacrete-630 Fire+

**Penetration Seal:** Plastic pipes fitted at any position within the aperture (min. separation 30 mm from seal edges and from other services), with min. 100 mm Sikacrete-630 Fire+ to either surface of the floor or anywhere between. SikaSeal-629 Fire Wrap+ are required to be fitted to the bottom of the seal, as indicated below. Maximum seal size as section 2. 4).



**Configuration 1** **Configuration 2**



**Key**  
 1 Supporting construction  
 a1 Pipe / top edge of seal separation  
 a2 Pipe / side edge of seal separation  
 a3 Pipe / pipe separation



### A.2.11.1

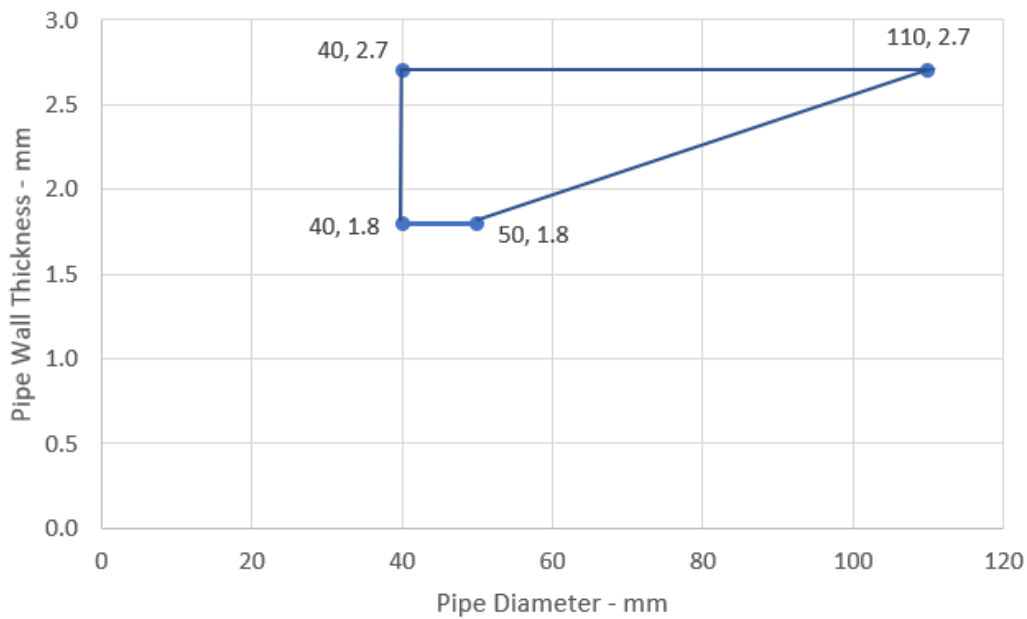
Services	Wrap	Permitted configuration for seal separation	Classification
PVC-U pipes according to EN 1329-1, EN 1452-1 and EN 1453-1, PVC-C according to EN 1566-1			
160 mm diameter / 9.5 mm wall	50 x 10.8 mm (6 x 1.8 layers)	1 & 2	EI 90 U/C
PEX pipe in pipe systems according to ISO 15875			
Maximum 54 mm diameter/0.4 mm wall thickness (outer pipe), 28 mm diameter/4.0 mm wall thickness (inner pipe)	50 x 3.6 mm (2 x 1.8 layers)	1 & 2	EI 120 C/C
Rehau Raupiano Plus PP-DD according to DIN 4102			
40-50 mm diameter/1.8-2.7 mm wall thickness*	50 x 3.6 mm (2 x 1.8 layers)	1 & 2	EI 120 U/U
75-110 mm diameter/2.7 mm wall thickness*	50 x 3.6 mm (2 x 1.8 layers)	1 & 2	EI 120 U/C
125 mm diameter/3.1 mm wall thickness	50 x 7.2 mm (4 x 1.8 layers)	1 & 2	E 240 U/C, EI 120 U/C
160 mm diameter/3.9 mm wall thickness	50 x 10.8 mm (6 x 1.8 layers)	1 & 2	EI 120 U/C
Polo-Kal NG Poloplast PP-MV according to DIN 4102			
32-110 mm diameter/3.4 mm wall thickness	50 x 3.6 mm (2 x 1.8 layers)	1 & 2	EI 180 U/C
125 mm diameter/3.9 mm wall thickness	50 x 7.2 mm (4 x 1.8 layers)	1 & 2	EI 240 U/C
160 mm diameter/4.3 mm wall thickness	50 x 10.8 mm (6 x 1.8 layers)	1 & 2	EI 240 U/C
Aquatherm Green SDR9 MF PP-RP according to ISO 21003			
32 mm diameter/3.6 mm wall thickness	50 x 1.8 mm (1 x 1.8 layer)	1 & 2	EI 240 C/C
40-50 mm diameter/5.6-12.3 mm wall thickness*	50 x 3.6 mm (2 x 1.8 layers)	1 & 2	EI 240 C/C
63-110 mm diameter/12.3 mm wall thickness*	50 x 3.6 mm (2 x 1.8 layers)	1 & 2	EI 240 C/C
Wavin SiTech + PP-M B according to EN 13501-1			
32-50 mm diameter/1.8-3.4 mm wall thickness*	50 x 3.6 mm (2 x 1.8 layers)	1 & 2	EI 120 U/U
75-110 mm diameter/3.4 mm wall thickness*	50 x 3.6 mm (2 x 1.8 layers)	1 & 2	EI 120 U/C
Gilbert Silent PP according to DIN 4102			
32-50 mm diameter/1.8-3.4 mm wall thickness*	50 x 3.6 mm (2 x 1.8 layers)	1 & 2	EI 120 U/U
75-110 mm diameter/3.4 mm wall thickness*	50 x 3.6 mm (2 x 1.8 layers)	1 & 2	EI 120 U/C

\* Typical pipe diameters shown, see below graph for intermediate sizes

Services	Wrap	Permitted configuration for seal separation	Classification
BluePower Multilayer pipes according to EN 1451-1			
32-50 mm diameter*	50 x 3.6 mm (2 x 1.8 layers)	1 & 2	EI 240 U/U
75-110 mm diameter*	50 x 3.6 mm (2 x 1.8 layers)	1 & 2	EI 120 U/C
125 mm diameter/3.9 mm wall thickness*	50 x 7.2 mm (4 x 1.8 layers)	1 & 2	EI 120 U/C
160 mm diameter/4.9 mm wall thickness*	50 x 10.8 mm (6 x 1.8 layers)	1 & 2	EI 240 U/C
Uponor Decibel pipes according to EN 14366			
32-50 mm diameter*	50 x 3.6 mm (2 x 1.8 layers)	1 & 2	EI 120 U/U
75-110 mm diameter*	50 x 3.6 mm (2 x 1.8 layers)	1 & 2	EI 120 U/C

\* Typical pipe diameters shown, see below graph for intermediate sizes

### Rehau Raupiano Plus -EI 120 U/U

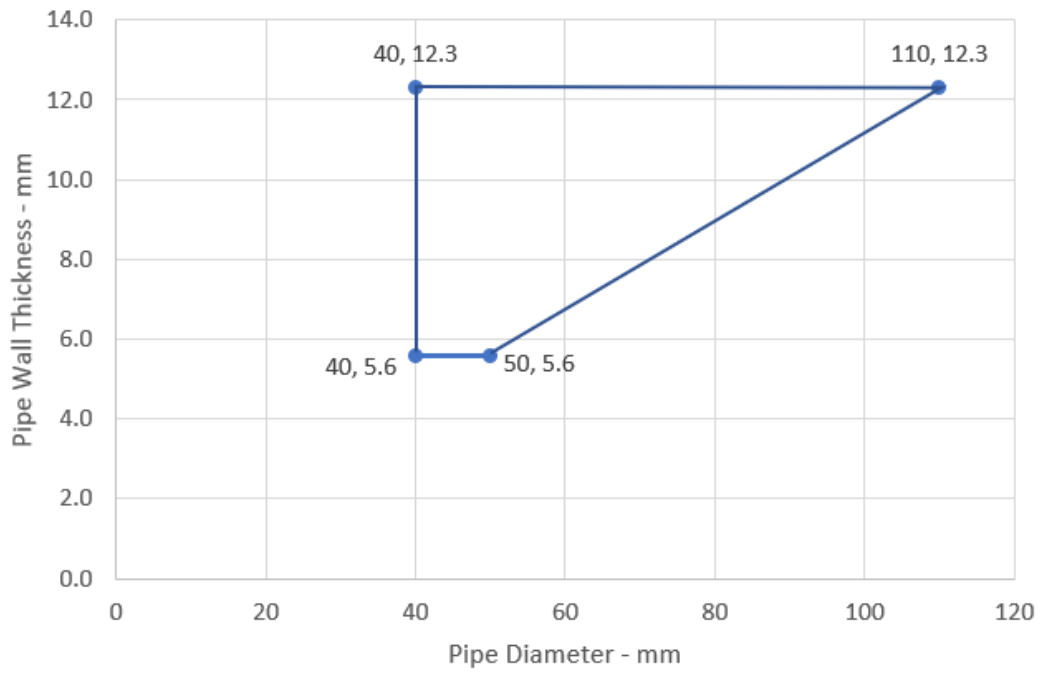


#### Declaration of Performance

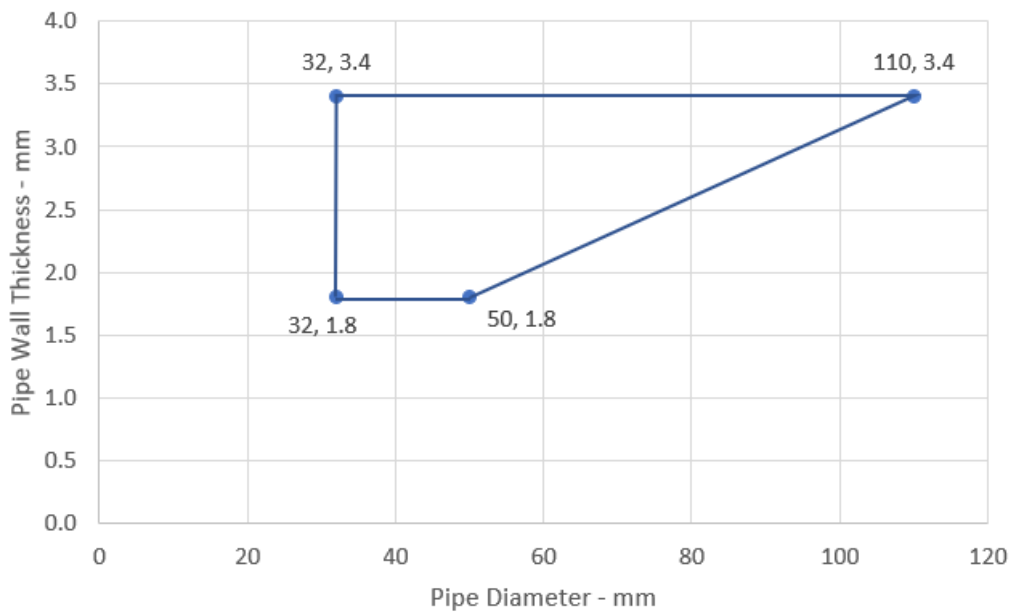
Sikacrete-630 Fire+  
20537727  
2021.12 , ver. 1  
1549

Template for translation. Only for internal use

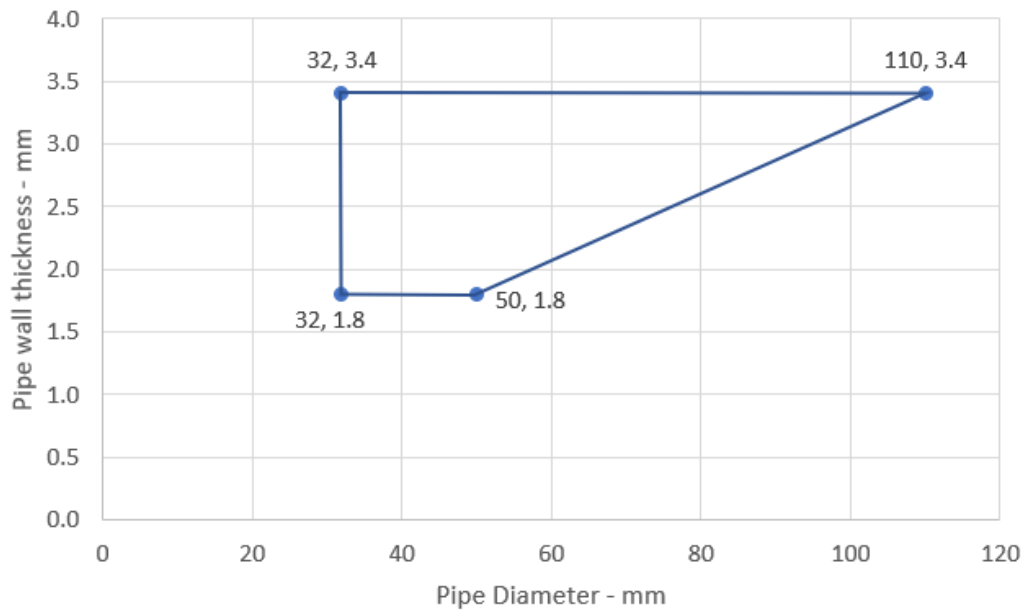
### Aquatherm Green - EI 240 C/C



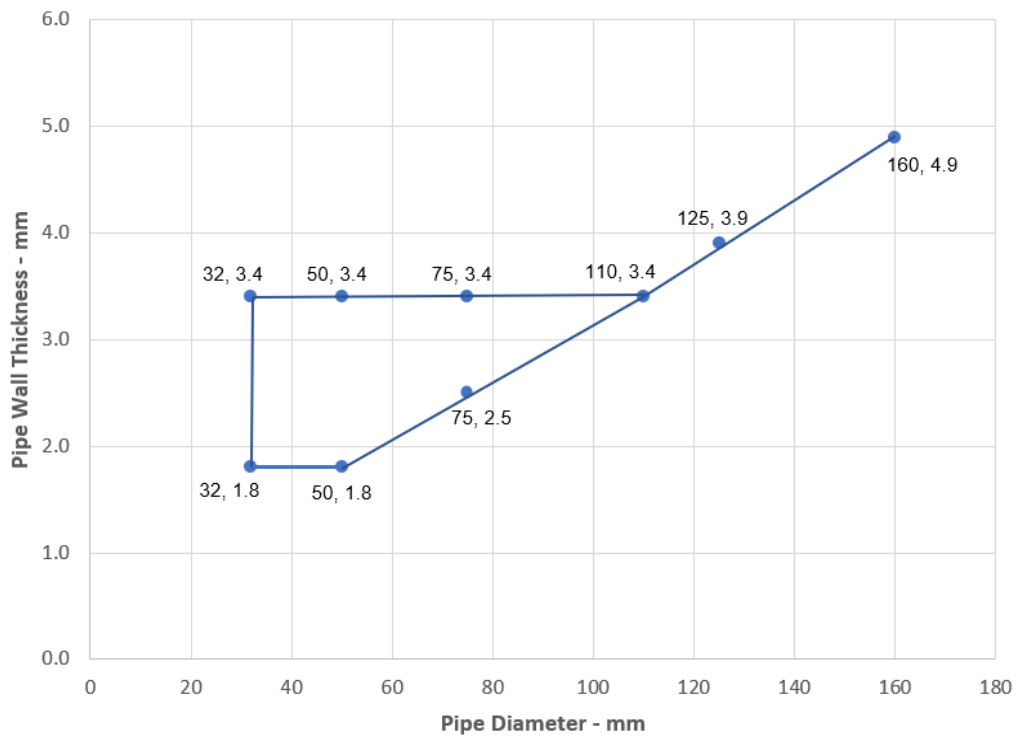
### Wavin SiTech Pipes - EI 120 U/C



### Gilbert Silent PP - EI 120 U/C



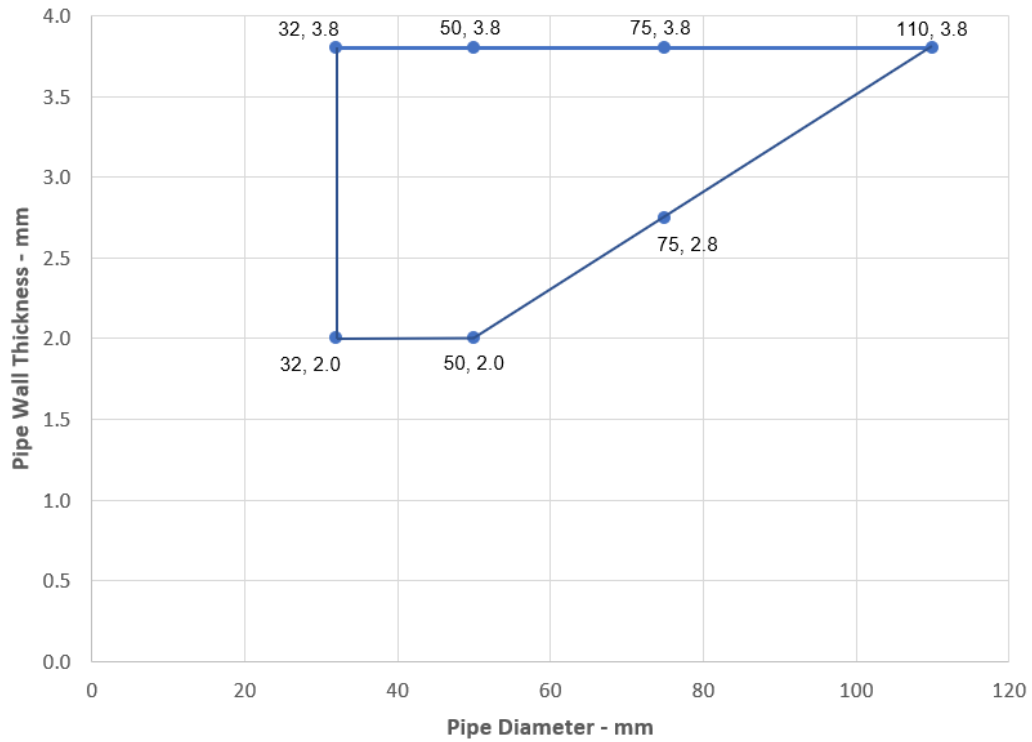
### BluePower Pipes 32-110 / 50 mm Wrap - U/C



**Declaration of Performance**  
 Sikacrete-630 Fire+  
 20537727  
 2021.12 , ver. 1  
 1549

Template for translation. Only for  
 internal use

### Uponor Decibel Pipes 32-110 / 50 mm Wrap - U/C



**Declaration of Performance**  
Sikacrete-630 Fire+  
20537727  
2021.12 , ver. 1  
1549

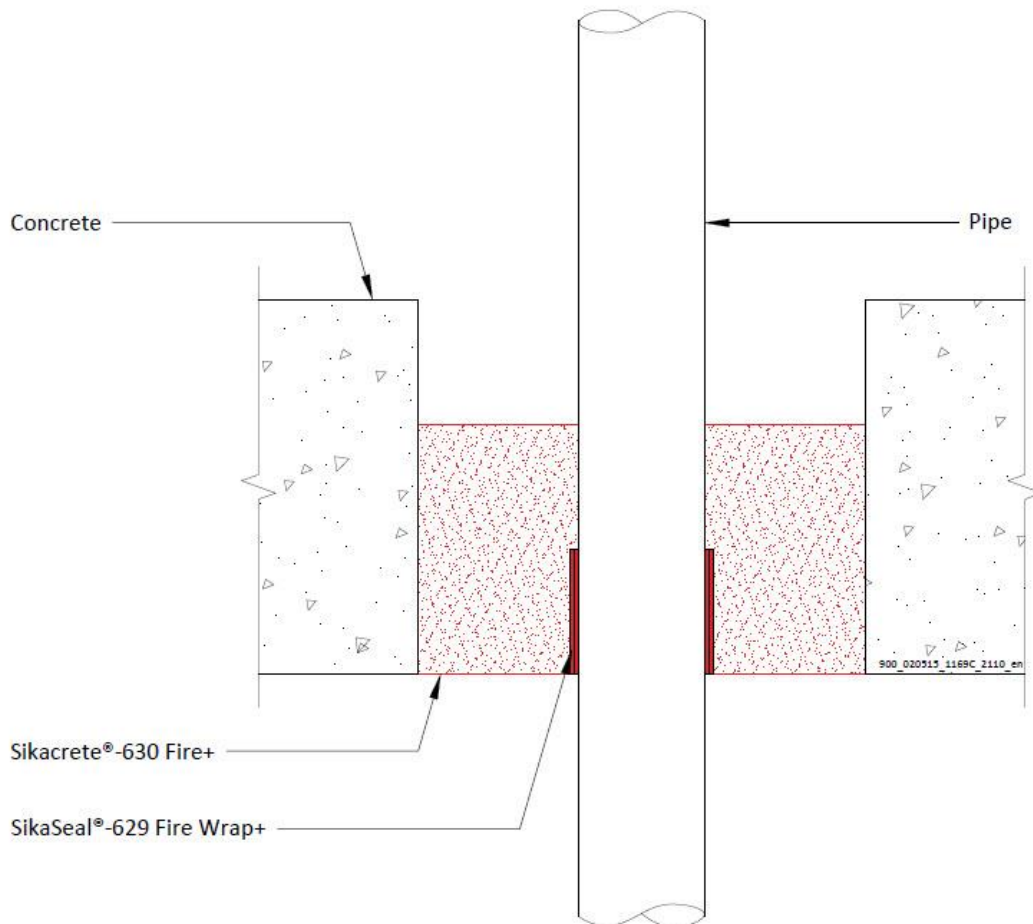
Template for translation. Only for  
internal use



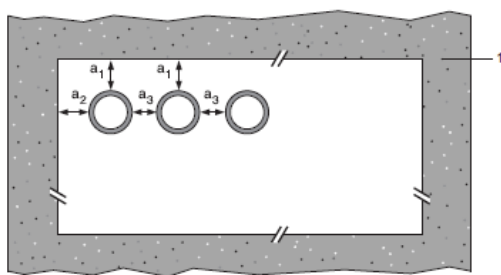
## A.2.12 Pipe penetration seal with Sikacrete-630 Fire+

**Penetration Seal:** Plastic pipes fitted at any position within the aperture (min. separation 30 mm from seal edges and from other services), with Sikacrete-630 Fire+ to either surface of the floor or anywhere between. SikaSeal-629 Fire Wrap+ are required to be fitted to the bottom of the seal, as indicated below. Maximum seal size as section 2. 4).

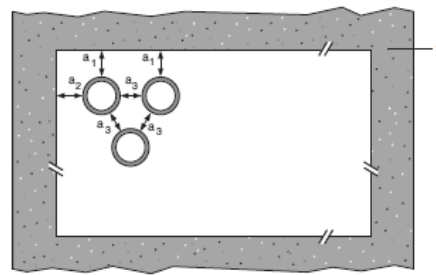
Construction details:



**Configuration 1**



**Configuration 2**



**Key**

- 1 Supporting construction
- a1 Pipe / top edge of seal separation
- a2 Pipe / side edge of seal separation
- a3 Pipe / pipe separation

**Declaration of Performance**

Sikacrete-630 Fire+  
20537727  
2021.12, ver. 1  
1549

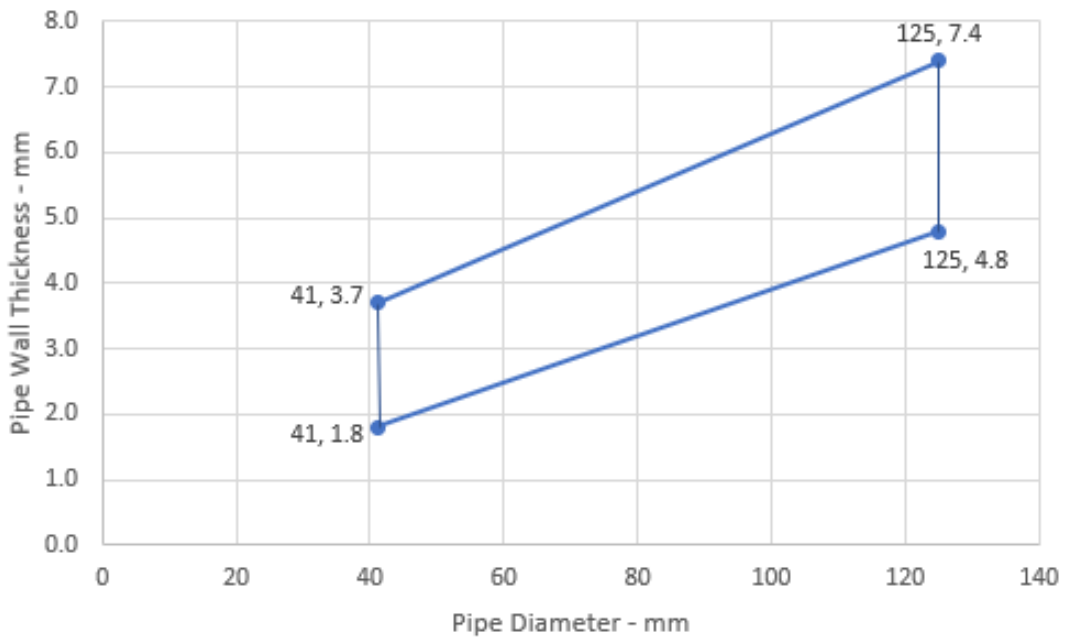
Template for translation. Only for  
internal use

## A.2.12.1

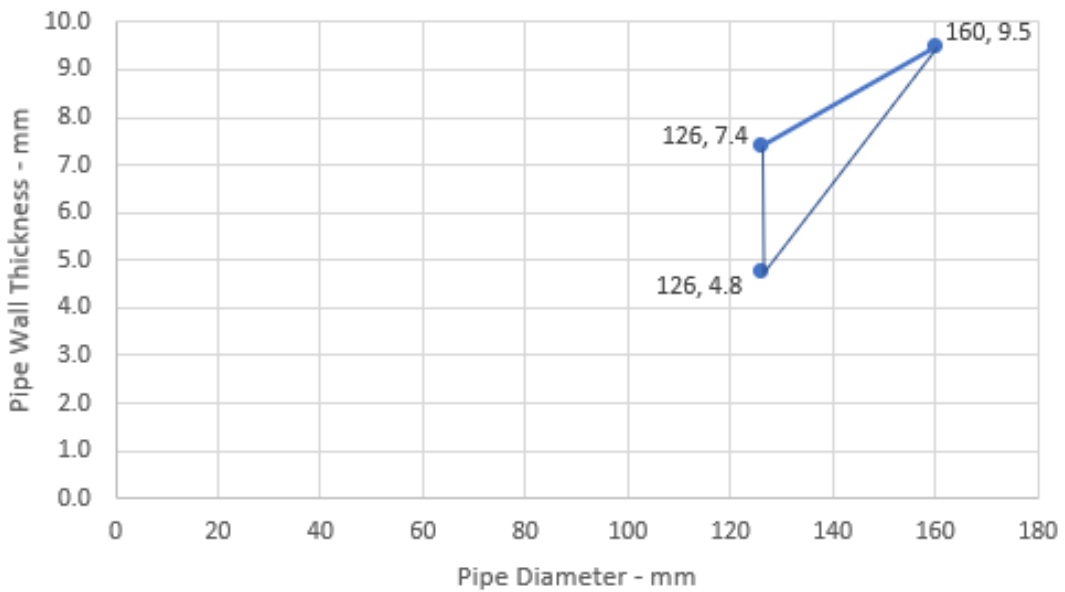
Services	Wrap	Permitted configuration for seal separation	Min. mortar depth and floor thickness	Classification
<b>PVC-U pipes according to EN 1329-1, EN 1452-1 and EN 1453-1, PVC-C according to EN 1566-1</b>				
Diameter 41 mm, wall thickness 1.8-3.7 mm to diameter 125 mm, wall thickness 4.8-7.4 mm*	50 x 7.2 mm (4 x 1.8 layers)	1 & 2	150 mm	EI 60 U/U
125 mm diameter / 7.4 mm wall	50 x 7.2 mm (4 x 1.8 layers)	1 & 2	150 mm	EI 120 U/U
Diameter 126 mm, wall thickness 4.8-7.4 mm to diameter 160 mm, wall thickness 9.5 mm*	75 x 10.8 mm (6 x 1.8 layers)	1	150 mm	E 120 U/U, EI 30 U/U
160 mm diameter / 9.5 mm wall	75 x 7.2 mm (4 x 1.8 layers)	1	150 mm	E 120 U/U, EI 30 U/U
160 mm diameter / 4.5-9.5 mm wall thickness	50 x 10.8 mm (6 x 1.8 layers)	1 & 2	120 mm	EI 120 U/C, EI 120 C/C
Diameter 161 mm, wall thickness 4.5-9.5 mm to diameter 200 mm, wall thickness 4.9-11.9 mm*	75 x 10.8 mm (6 x 1.8 layers)	1 & 2	120 mm	EI 120 C/C
200 mm diameter / 4.9-11.9 mm wall thickness	75 x 10.8 mm (6 x 1.8 layers)	1 & 2	120 mm	EI 240 C/C
Diameter 201 mm, wall thickness 4.9-11.9 mm to diameter 315 mm, wall thickness 7.7 mm*	75 x 18 mm (10 x 1.8 layers)	1	120 mm	EI 120 C/C
315 mm diameter / 7.7 mm wall thickness	75 x 18 mm (10 x 1.8 layers)	1	120 mm	EI 120 C/C
Diameter 161 mm, wall thickness 4.5-9.5 mm to diameter 315 mm, wall thickness 7.7-12.1 mm*	75 x 18 mm (10 x 1.8 layers)	1	120 mm	EI 90 C/C
315 mm diameter / 12.1 mm wall thickness	75 x 18 mm (10 x 1.8 layers)	1	120 mm	EI 90 C/C
Diameter 315 mm, wall thickness 7.7-12.1 mm to diameter 400 mm, wall thickness 15.3 mm*	75 x 28.8 mm (16 x 1.8 layers)	1	120 mm	EI 60 C/C
400mm diameter / 15.3 mm wall thickness	75 x 28.8 mm (16 x 1.8 layers)	1 & 2	120 mm	EI 60 C/C

\* Typical pipe diameters shown, see below graph for intermediate sizes

### PVC-U Pipes 41-125 mm Diameter - EI 60 U/U

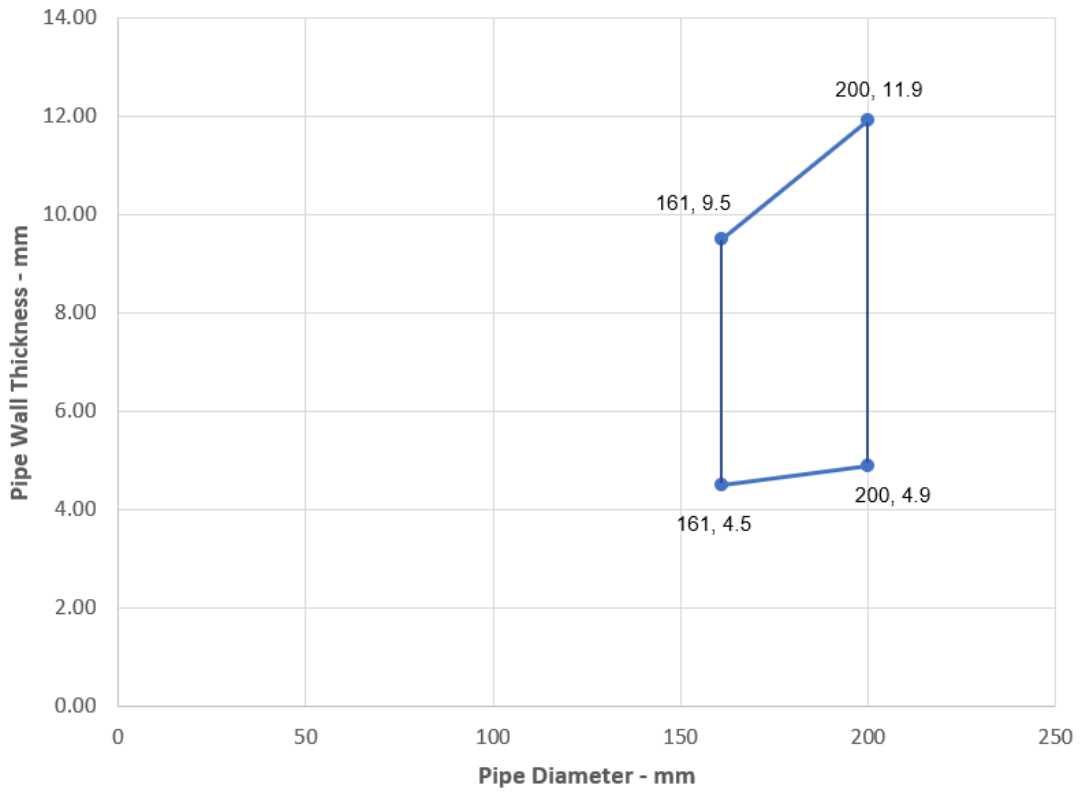


### PVC-U Pipes 126-160 mm Diameter - E 120 U/U, EI 30 U/U

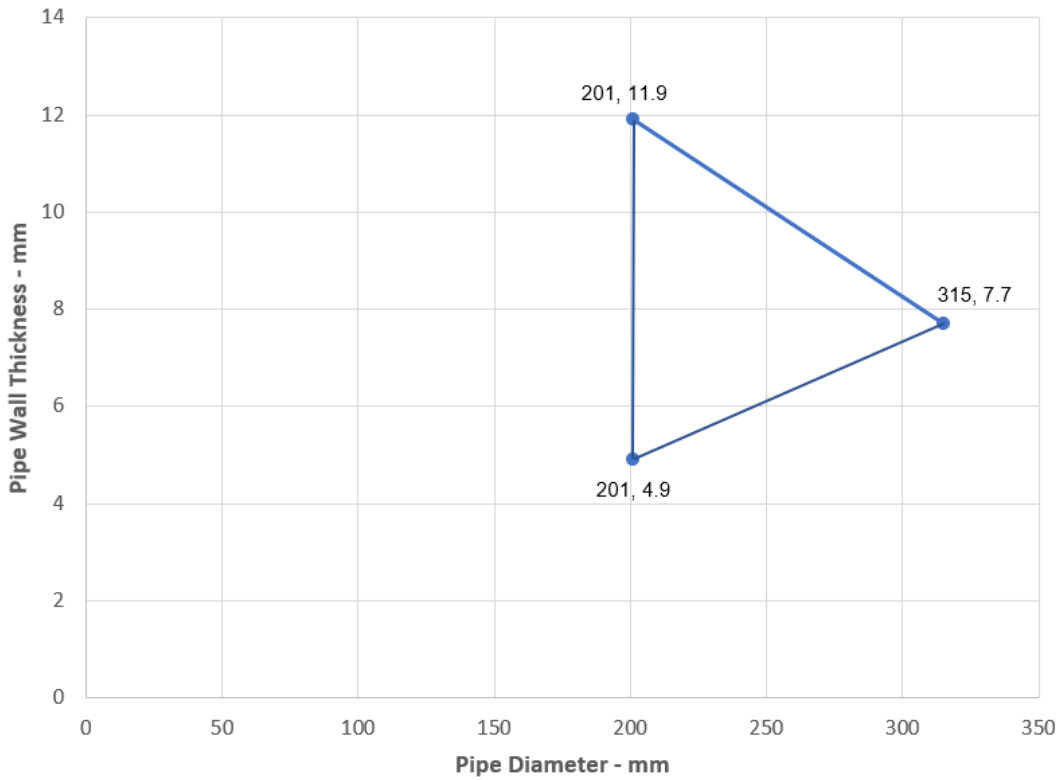




### PVC Pipes 161-200 mm Diameter - EI 120 - C/C



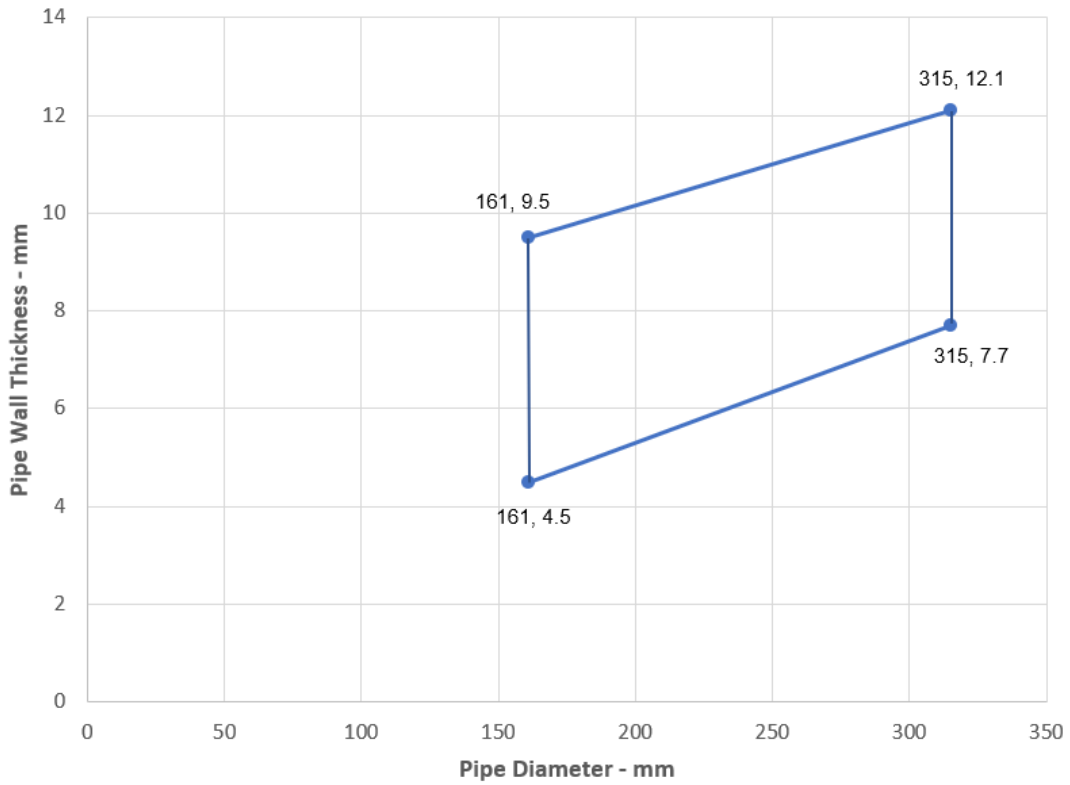
### PVC Pipes 201-315 mm Diameter - EI 120 - C/C



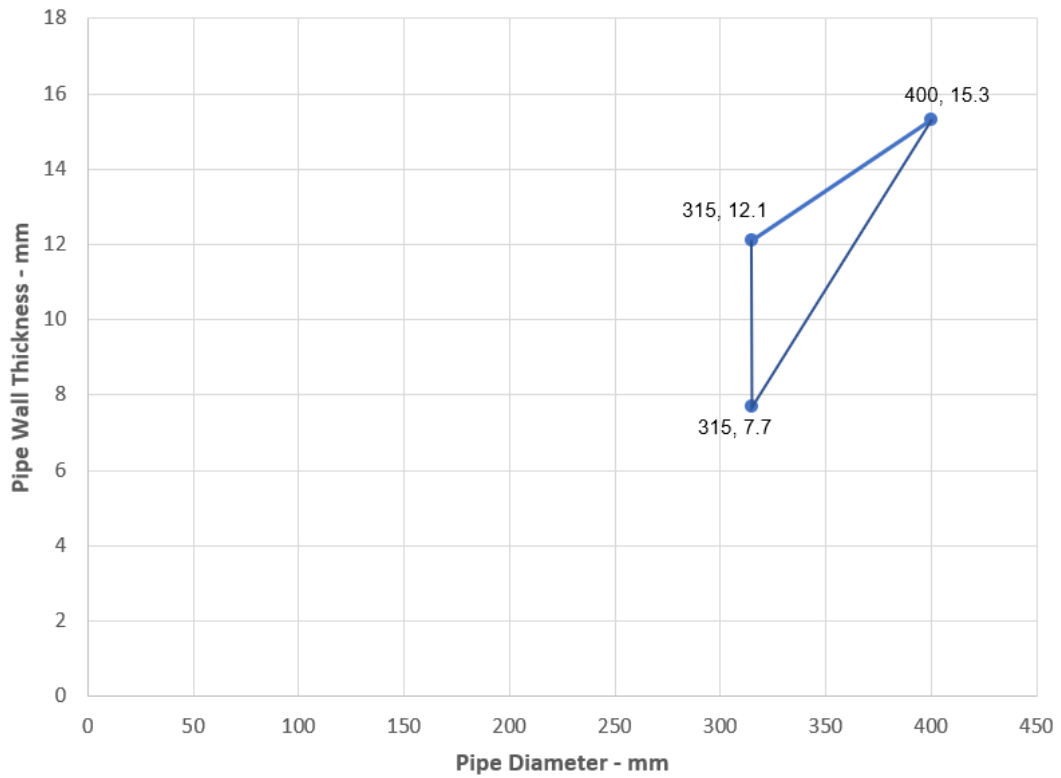
**Declaration of Performance**  
Sikacrete-630 Fire+  
20537727  
2021.12 , ver. 1  
1549

Template for translation. Only for  
internal use

### PVC Pipes 161-315 mm Diameter - EI 90 - C/C



### PVC Pipes 315-400 mm Diameter - EI 60 - C/C



**Declaration of Performance**  
Sikacrete-630 Fire+  
20537727  
2021.12 , ver. 1  
1549

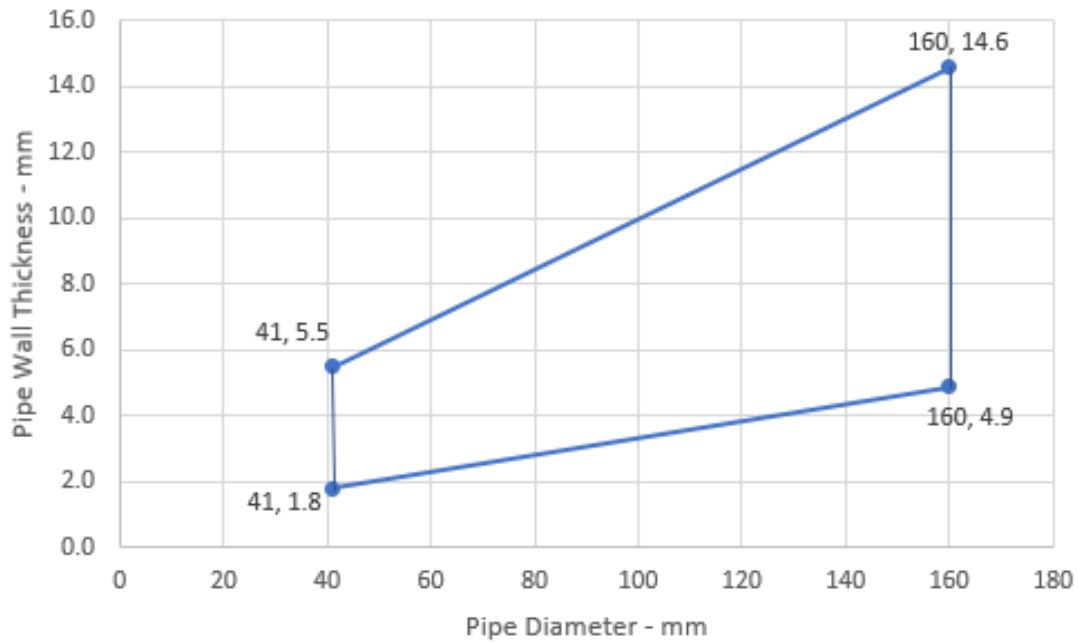
Template for translation. Only for  
internal use



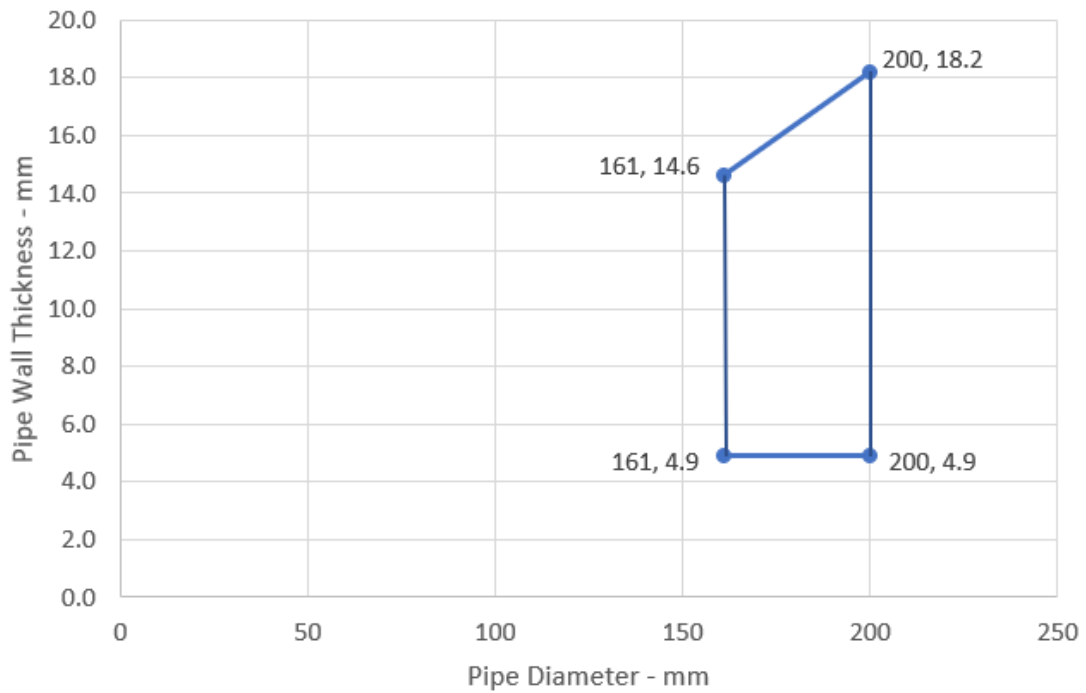
Services	Wrap	Permitted configuration for seal separation	Min. mortar depth and floor thickness	Classification
<b>PP pipes according to EN 1451-1</b>				
Diameter 41 mm, wall thickness 1.8-5.5 mm to diameter 160 mm, wall thickness 4.9-14.6 mm*	75 x 10.8 mm (6 x 1.8 layers)	1 & 2	150 mm	<b>EI 120 U/C</b>
160 mm diameter / 14.6 mm wall	75 x 7.2 mm (4 x 1.8 layers)	1 & 2	150 mm	<b>EI 240 U/U</b>
Diameter 161 mm, wall thickness 4.9-14.6 mm to diameter 200 mm, wall thickness 4.9-18.2 mm*	75 x 10.8 mm (6 x 1.8 layers)	1 & 2	120 mm	<b>EI 240 C/C</b>
Diameter 201 mm, wall thickness 4.9-18.2 mm to diameter 315 mm, wall thickness 7.7 mm*	75 x 18 mm (10 x 1.8 layers)	N/A	150 mm	<b>EI 180 C/C</b>
Diameter 201 mm, wall thickness 4.9-18.2 mm to diameter 315 mm, wall thickness 7.7-28.6 mm*	75 x 18 mm (10 x 1.8 layers)	N/A	150 mm	<b>EI 60 C/C</b>
315 mm diameter / 7.7 mm wall	75 x 18 mm (10 x 1.8 layers)	N/A	150 mm	<b>EI 180 C/C</b>
315 mm diameter / 7.7-28.6 mm wall	75 x 18 mm (10 x 1.8 layers)	1	150 mm	<b>EI 60 C/C</b>
Diameter 315 mm, wall thickness 7.7-28.6 mm to diameter 400 mm, wall thickness 22.7 mm*	75 x 28.8 mm (16 x 1.8 layers)	1	150 mm	<b>EI 60 C/C</b>
400mm diameter / 22.7 mm wall thickness	75 x 28.8 mm (16 x 1.8 layers)	1 & 2	150 mm	<b>EI 60 C/C</b>

\* Typical pipe diameters shown, see below graph for intermediate sizes

### PP Pipes 41-160 mm Diameter - EI 120 U/C



### PP Pipes - EI 240 C/C

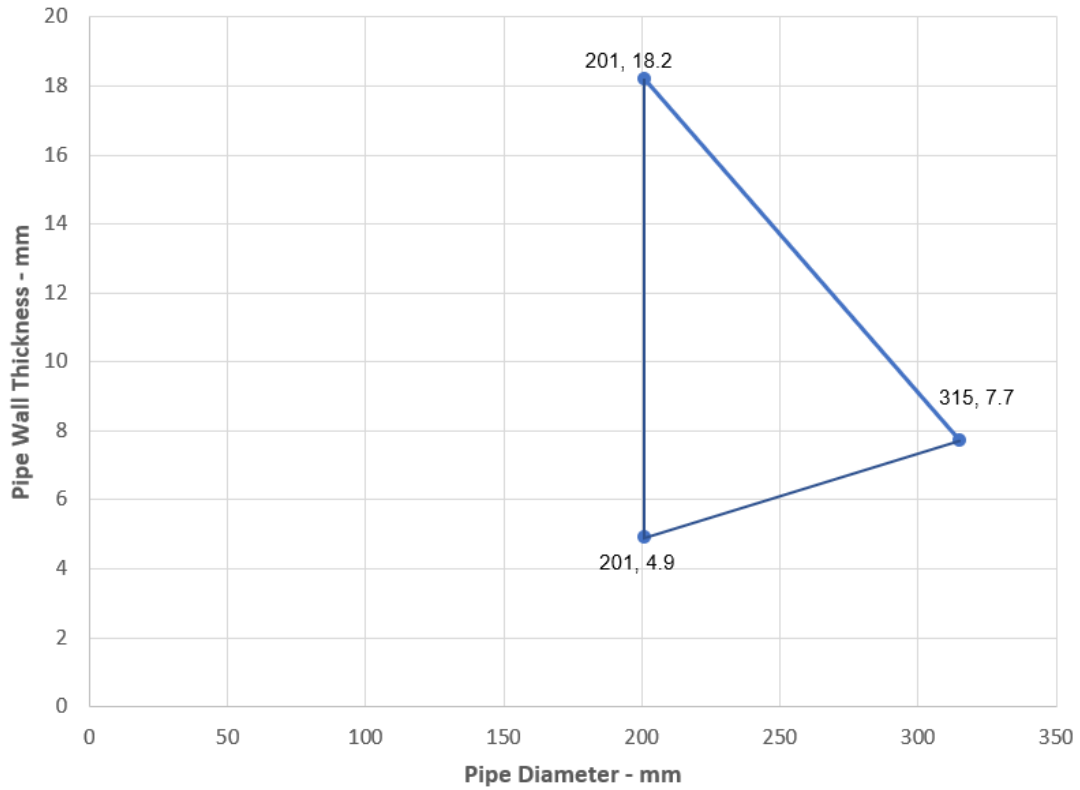


#### Declaration of Performance

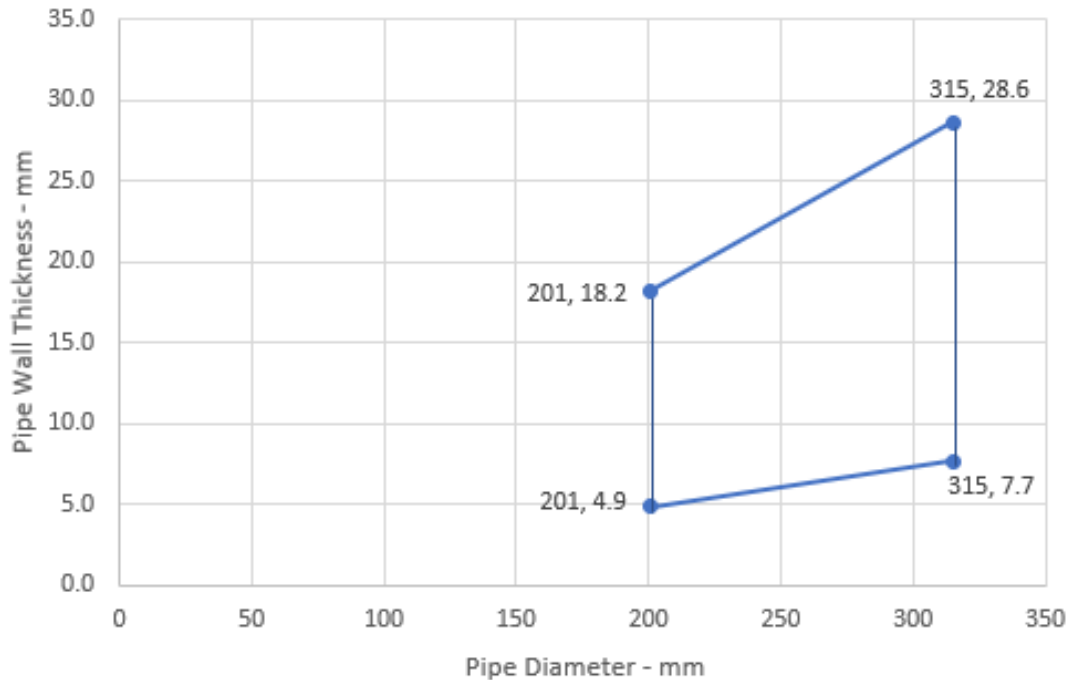
Sikacrete-630 Fire+  
20537727  
2021.12 , ver. 1  
1549

Template for translation. Only for  
internal use

### PP Pipes 201-315 mm Diameter - EI 180 - C/C



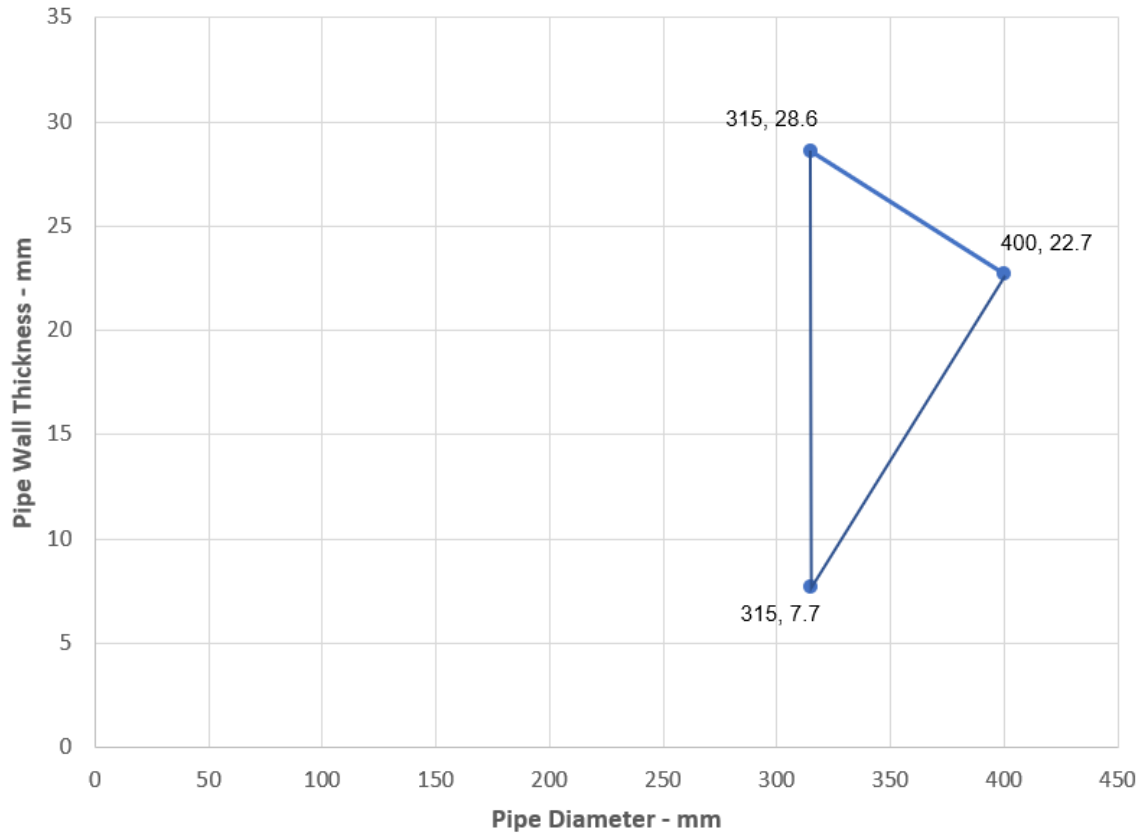
### PP Pipes - EI 60 C/C



**Declaration of Performance**  
Sikacrete-630 Fire+  
20537727  
2021.12 , ver. 1  
1549

Template for translation. Only for  
internal use

### PP Pipes 315-400 mm Diameter - EI 60 - C/C



**Declaration of Performance**  
Sikacrete-630 Fire+  
20537727  
2021.12 , ver. 1  
1549

Template for translation. Only for  
internal use

Services	Wrap	Permitted configuration for seal separation	Min. mortar depth and floor thickness	Classification
<b>PE pipes according to EN 1519-1, EN 12201-2 and EN 12666-1, ABS according to EN 1455-1 and pipes made from SAN+PVC according to EN 1565-1</b>				
Diameter 126 mm, wall thickness 3.9-11.4 mm to diameter 160 mm, wall thickness 14.6*	75 x 18 mm (10 x 1.8 layers)	N/A	150 mm	<b>E 240 U/U, EI 120 U/U</b>
160 mm diameter / 14.6 mm wall	75 x 7.2 mm (4 x 1.8 layers)	1 & 2	150 mm	<b>E 240 U/U, EI 120 U/U</b>
Diameter 161 mm, wall thickness 4.9-14.6 mm to diameter 200 mm, wall thickness 6.2-18.2 mm*	75 x 10.8 mm (6 x 1.8 layers)	1 & 2	150 mm	<b>EI 120 C/C</b>
200 mm diameter / 6.2-18.2 mm wall thickness	75 x 10.8 mm (6 x 1.8 layers)	1 & 2	120 mm	<b>EI 240 C/C</b>
Diameter 161 mm, wall thickness 4.9-14.6 mm to diameter 315 mm, wall thickness 9.7-18.7 mm*	75 x 18 mm (10 x 1.8 layers)	N/A	150 mm	<b>EI 60 C/C</b>

\* Typical pipe diameters shown, see below graph for intermediate sizes

#### Declaration of Performance

Sikacrete-630 Fire+  
20537727  
2021.12, ver. 1  
1549

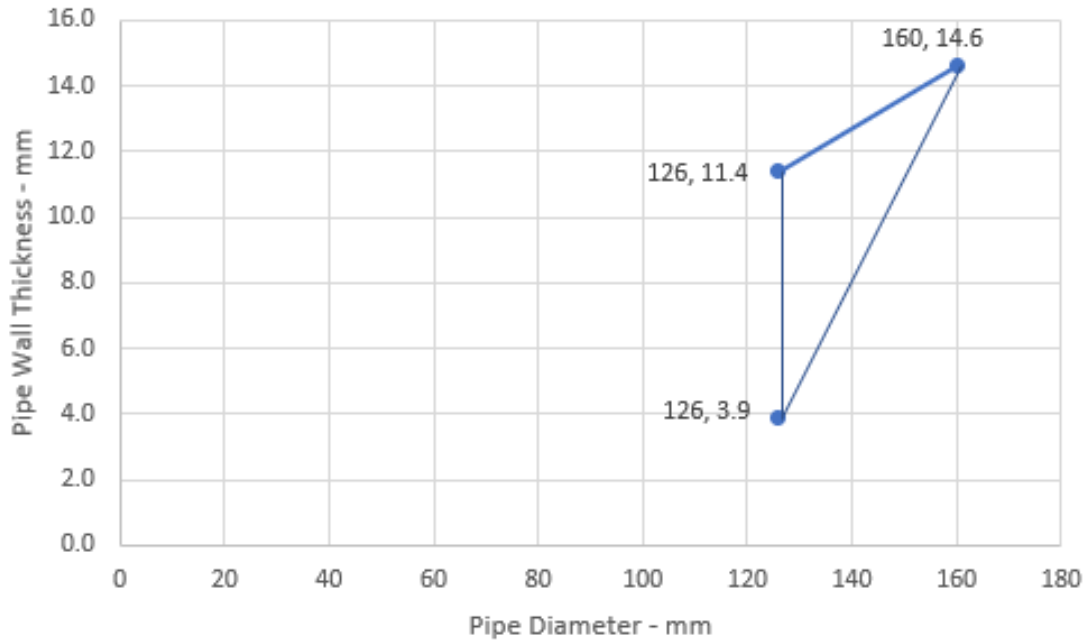
55/189

Template for translation. Only for internal use

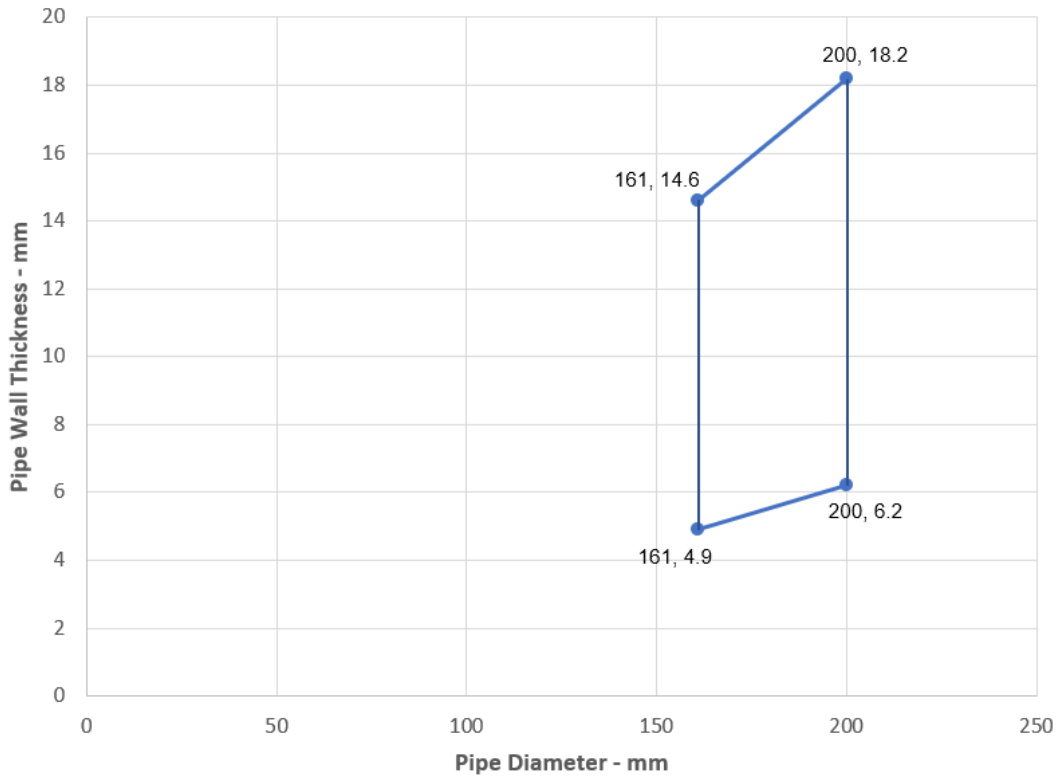
**BUILDING TRUST**



PE Pipes 126-160 mm Diameter -  
E 240 U/U, EI 120 U/U

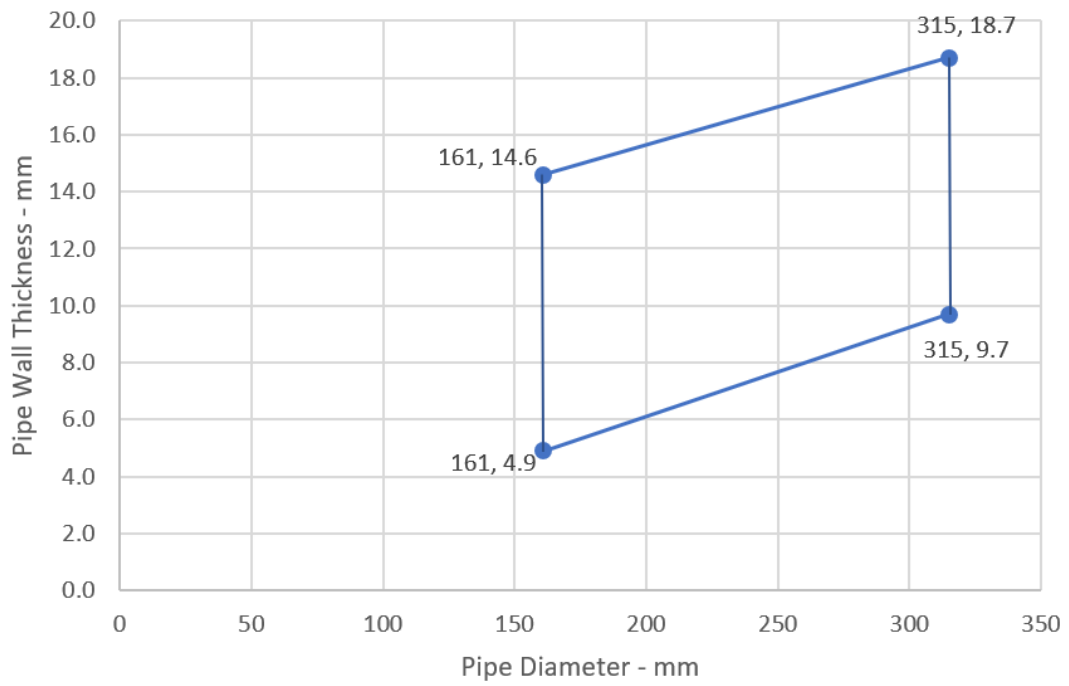


PE Pipes 161-200 mm Diameter - EI 120 - C/C





## PE Pipes - EI 60 C/C



**Declaration of Performance**  
Sikacrete-630 Fire+  
20537727  
2021.12 , ver. 1  
1549

57/189

Template for translation. Only for  
internal use

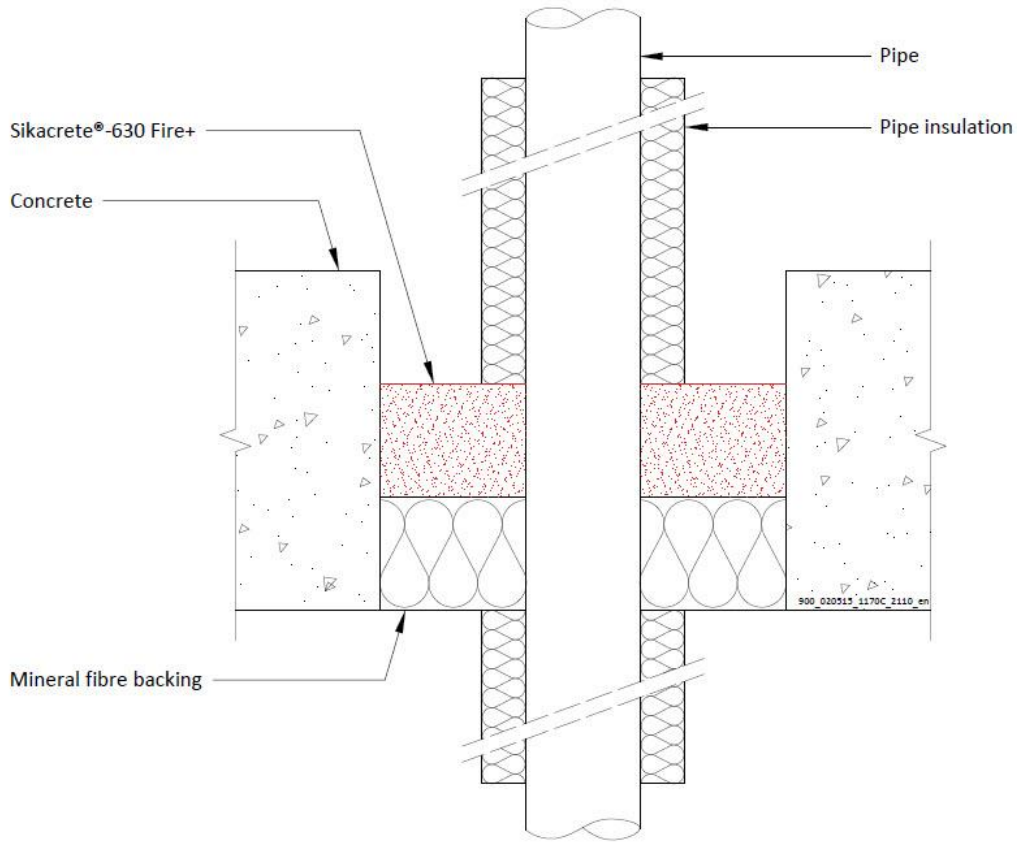
**BUILDING TRUST**



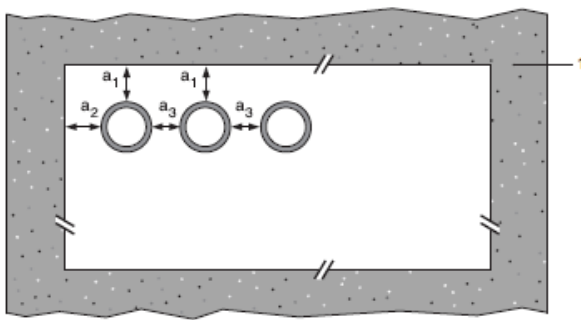
### A.2.13 Pipe penetration seal with 50 mm deep Sikacrete-630 Fire+

**Penetration Seal:** CI (Continuous Interrupted) or LI (Local Interrupted) insulated composite pipes fitted at any position within the aperture (min. separation 10 mm from seal edges), with min. 50 mm Sikacrete-630 Fire+ to either surface of the floor or anywhere between, backed with min. 50 mm stone wool min. 150 kg/m<sup>3</sup>.

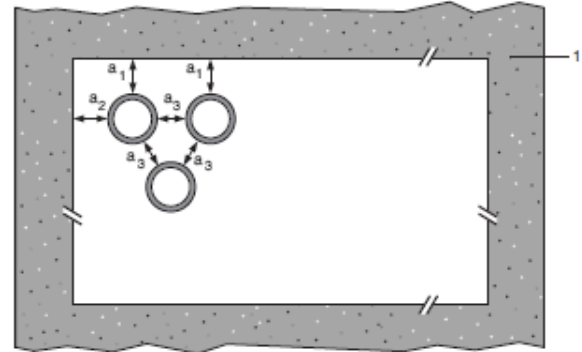
Construction details:



Configuration 1



Configuration 2



**Key**

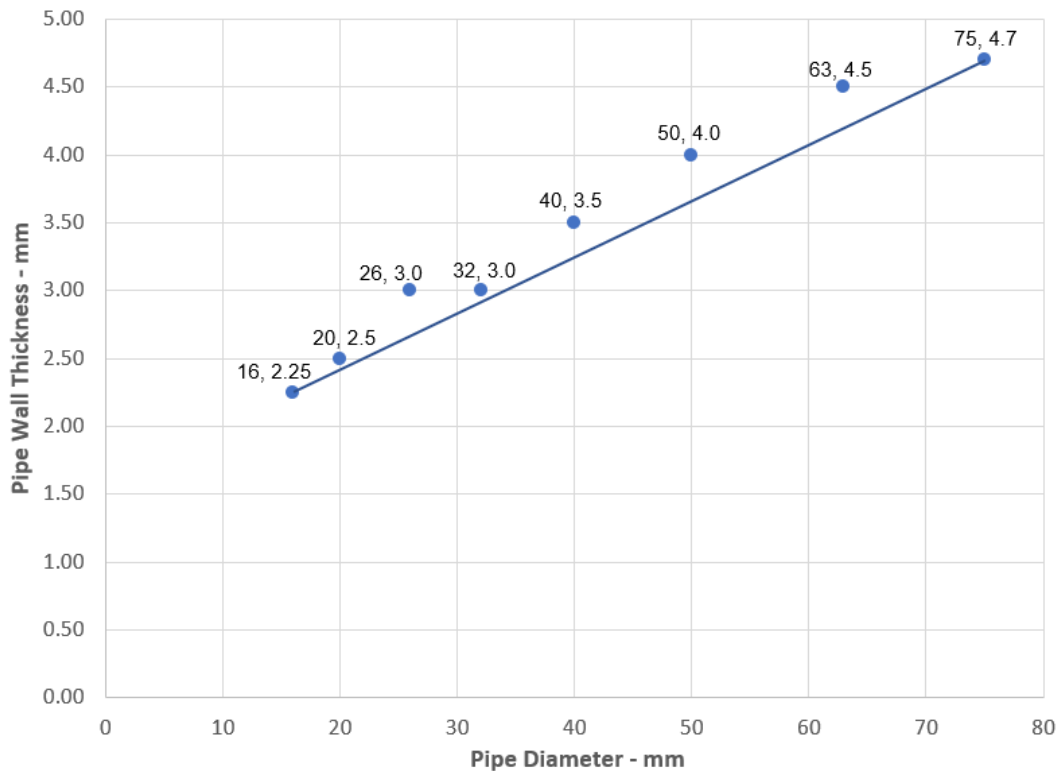
- 1 Supporting construction
- a1 Pipe / top edge of seal separation
- a2 Pipe / side edge of seal separation
- a3 Pipe / pipe separation

### A.2.13.1 Single side penetration seal with pipes

Services	Maximum Aperture	Insulation	Classification
Alupex pipes			
16 mm diameter/2.25 mm wall*	135 x 135 mm	500 mm long, minimum 20 mm Stone wool insulation minimum 80 kg/m <sup>3</sup>	EI 240 C/C
16 mm diameter/2.25 mm wall*			E 240 C/C, EI 180 C/C
20 mm diameter/2.5 mm wall*			
26 mm diameter/3 mm wall*			
32 mm diameter/3 mm wall*			
40 mm diameter/3.5 mm wall*			
50 mm diameter/4 mm wall*			
63 mm diameter/4.5 mm wall*			
75 mm diameter/4.7 mm wall*			
16 mm diameter/2.25 mm wall*			
20 mm diameter/2.5 mm wall*			
26 mm diameter/3 mm wall*			
32 mm diameter/3 mm wall*			
40 mm diameter/3.5 mm wall*			
50 mm diameter/4 mm wall*			
63 mm diameter/4.5 mm wall*			
75 mm diameter/4.7 mm wall*			

\* Typical pipe diameters shown, see below graph for intermediate sizes

**Pipe diameter vs Wall thickness - Alupex Pipes - C/C**



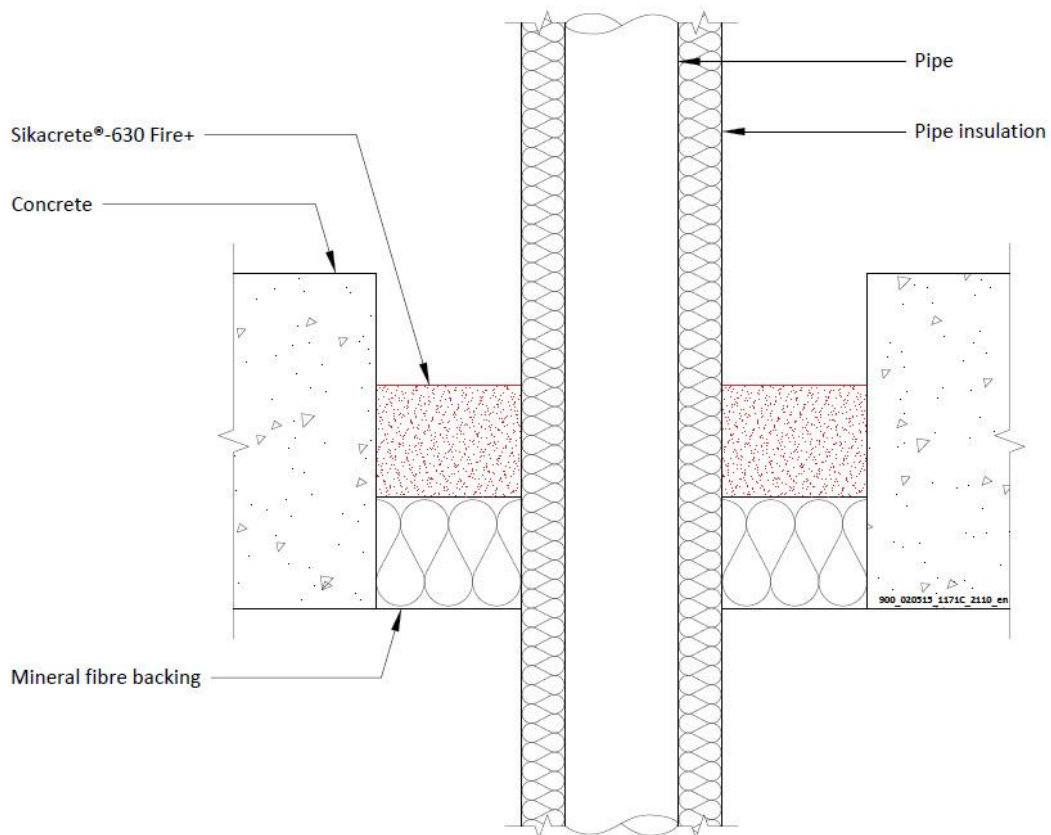
**Declaration of Performance**  
 Sikacrete-630 Fire+  
 20537727  
 2021.12 , ver. 1  
 1549

Template for translation. Only for  
 internal use

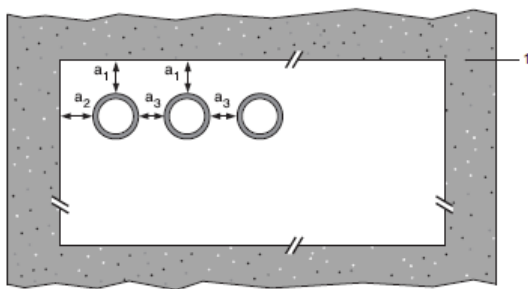
### A.2.14 Pipe penetration seal with 50 mm deep Sikacrete-630 Fire+

**Penetration Seal:** CS (Continuous Sustained) insulated metal pipes, uninsulated metal pipes and composite with Sikacrete-630 Fire+, to either side of the floor, backed with stone wool board min. 150 kg/m<sup>3</sup>. Minimum separation from pipes to seal edges of 30 mm (a1 & a2). Maximum seal size as section 2. 4).

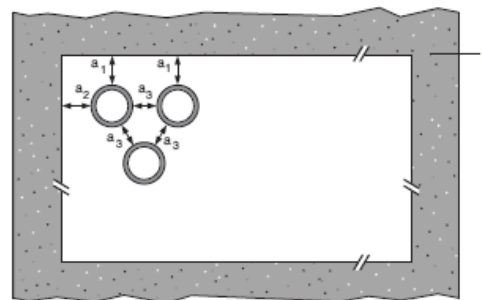
Construction details:



**Configuration 1**



**Configuration 2**



**Key**

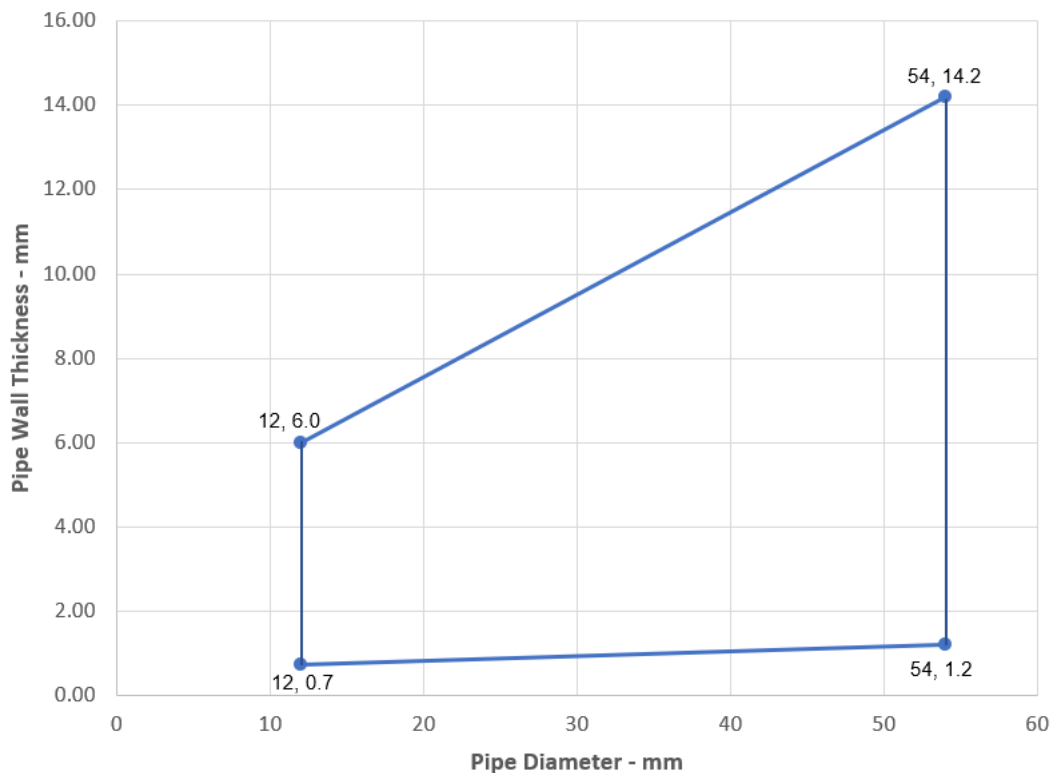
- 1 Supporting construction
- a1 Pipe / top edge of seal separation
- a2 Pipe / side edge of seal separation
- a3 Pipe / pipe separation

### A.2.14.1 Single side penetration seal with pipes

Services	Maximum Aperture	Insulation	Classification	
Copper or steel pipes	As section 2. 4)	20-80 mm Stone wool insulation minimum 80 kg/m <sup>3</sup>	E 180 C/C, EI 120 C/C	
12 -54 mm diameter/0.7-14.2 mm wall*			None	E 180 C/C, EI 120 C/C
6 mm diameter/0.7-3 mm wall*				E 180 C/C, EI 30 C/C
7-15 mm diameter/0.7-7.5 mm wall*		None	E 180 C/C	
16-54mm diameter/1.2-14.2mm wall*			EI 180 C/U	
Steel pipes		None	E 180 C/U, EI 20 C/U	
4-16 mm diameter/1.0-8.0 mm wall*			EI 180 C/C	
17-324 mm diameter/6.35-14.2 mm wall*		None	E 180 C/C, EI 30 C/C	
Alupex Pipes			EI 180 C/C	
16-20 mm diameter/2.0 mm wall		20 mm glass- or stone wool insulation minimum 75 kg/m <sup>3</sup>	E 180 C/C, EI 30 C/C	
75mm diameter/4.6mm wall			EI 180 C/C	
16 mm diameter/2.25 mm wall		25-50 mm glass- or stone wool insulation minimum 75 kg/m <sup>3</sup>	EI 120 C/C	
16-75 mm diameter/2.25-4.6 wall*				

\* Typical pipe diameters shown, see below graph for intermediate sizes

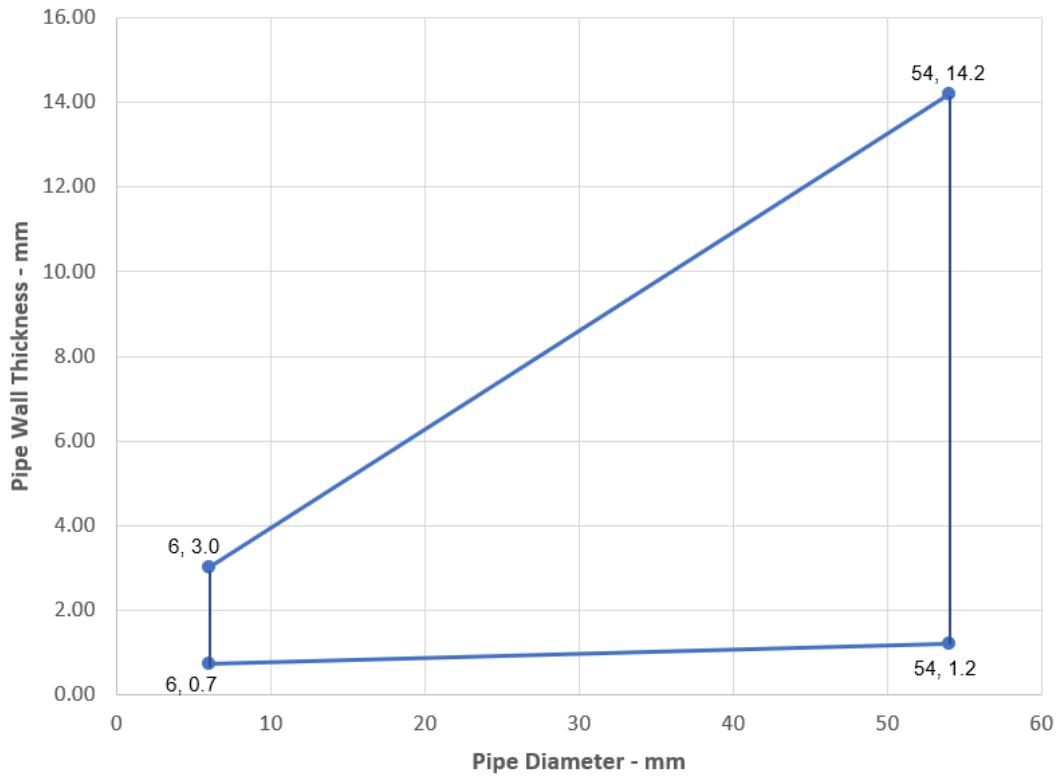
**Copper and Steel pipes with Stonewool Insulation CS**



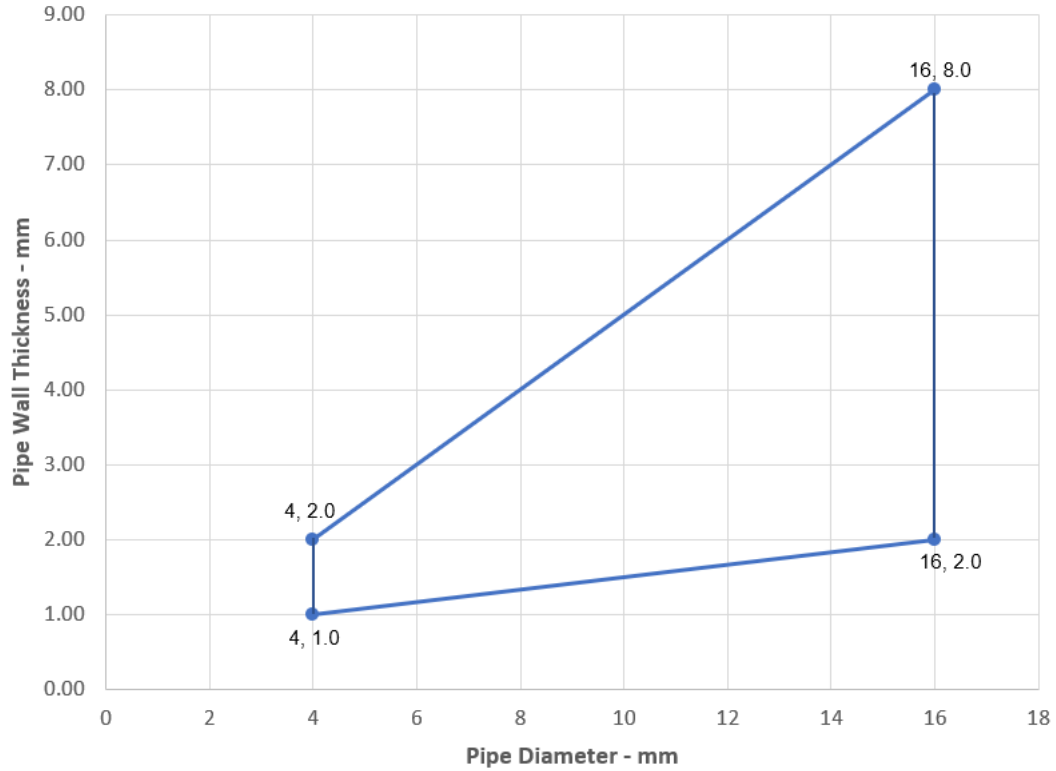
**Declaration of Performance**  
 Sikacrete-630 Fire+  
 20537727  
 2021.12 , ver. 1  
 1549

Template for translation. Only for internal use

### Copper and Steel pipes without Insulation



### Steel pipes 4-16 mm Diameter without Insulation

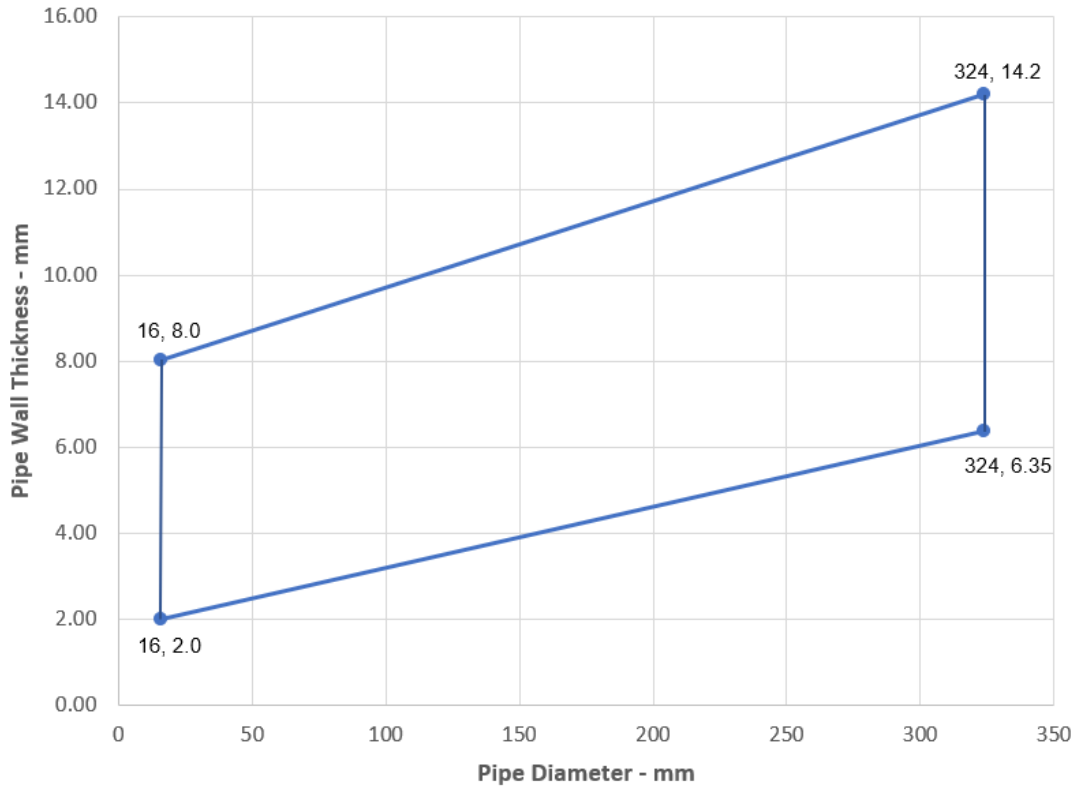


**Declaration of Performance**  
 Sikacrete-630 Fire+  
 20537727  
 2021.12 , ver. 1  
 1549

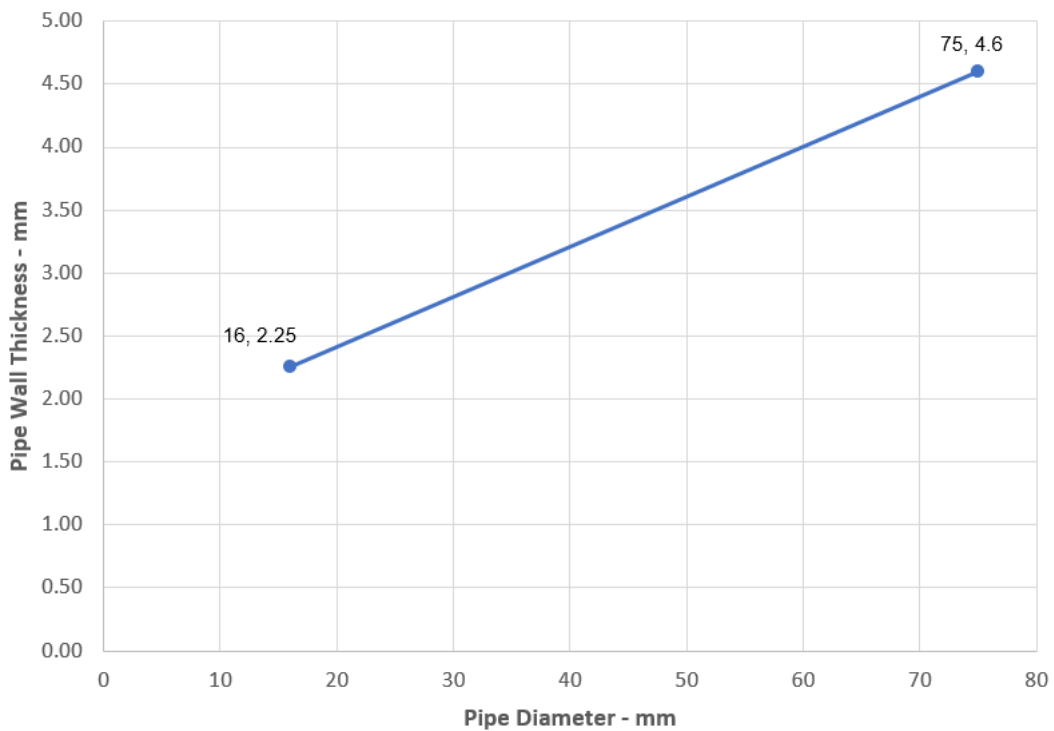
Template for translation. Only for  
 internal use



### Steel pipes 16-324 mm Diameter without Insulation



### Alupex pipes 16-75 mm Diameter with Glass or Stonewool Insulation CS



**Declaration of Performance**  
 Sikacrete-630 Fire+  
 20537727  
 2021.12 , ver. 1  
 1549

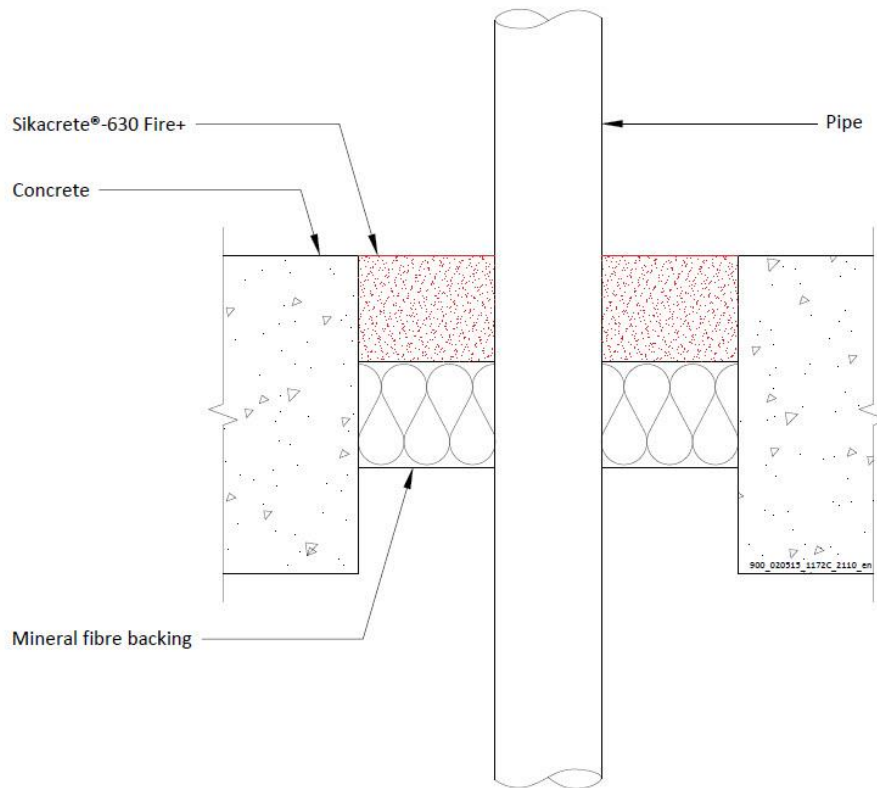
Template for translation. Only for  
 internal use



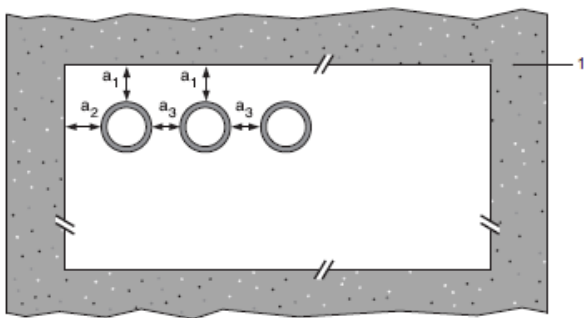
### A.2.15 Pipe penetration seal with 50 mm deep Sikacrete-630 Fire+

**Penetration Seal:** Plastic pipes fitted at any position within the aperture (min. separation 30 mm from seal edges and 30 mm from other services), with min. 50 mm Sikacrete-630 Fire+ flush with the top of floor, backed with min. 50 mm stone wool min. 150 kg/m<sup>3</sup>

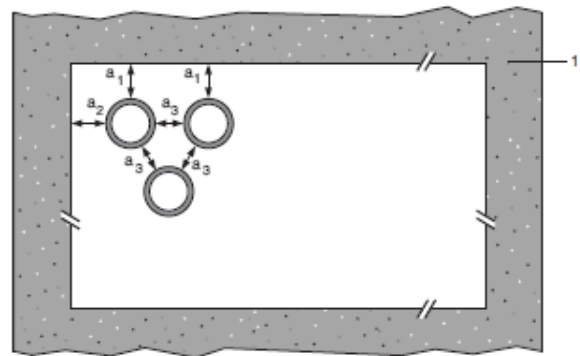
Construction details:



Configuration 1



Configuration 2



**Key**

- 1 Supporting construction
- a1 Pipe / top edge of seal separation
- a2 Pipe / side edge of seal separation
- a3 Pipe / pipe separation



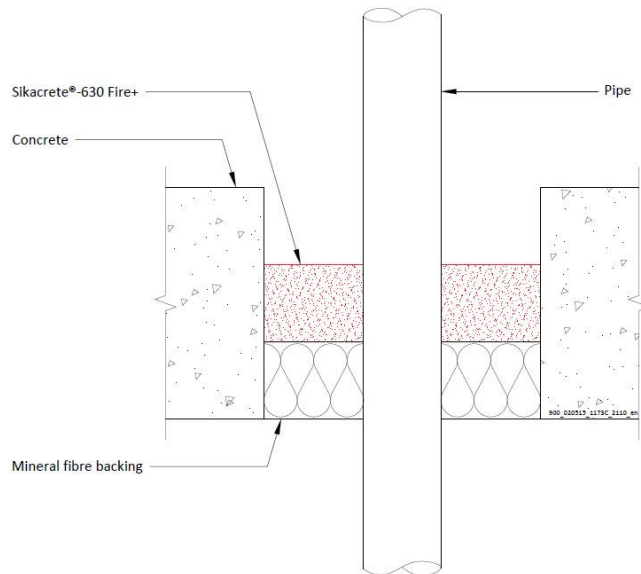
### A.2.15.1 Single sided penetration seal with pipes

Services	Wrap	Maximum aperture	Classification
40 mm diameter /3 mm wall PP pipes according to EN 1451-1	None	As section 2. 4)	EI 120 C/C
40 mm diameter /4 mm wall PE pipes according to EN 1519-1, EN 12201-2 and EN 12006-1\$, ABS according to EN 1455-1 and pipes made from SAN+PVC according to EN 1565-1			
110 mm diameter /4.3 mm wall PE pipes according to EN 1519-1, EN 12201-2 and EN 12006-1\$, ABS according to EN 1455-1 and pipes made from SAN+PVC according to EN 1565-1	50 x 1.8mm		EI 60 C/C

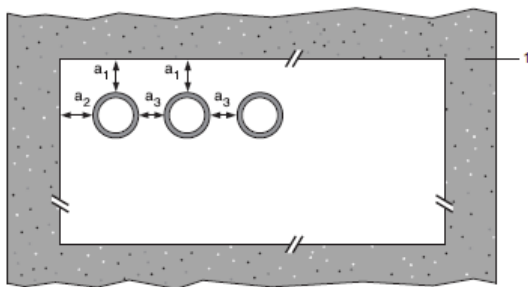
### A.2.16 Pipe penetration seal with 50 mm deep Sikacrete-630 Fire+

**Penetration Seal:** Combustible pipes sealed with Sikacrete-630 Fire+, to either side of the floor, backed with stone wool board min. 150 kg/m<sup>3</sup>. Minimum separation between pipes of 30 mm (a<sub>3</sub>) and from seal edges 30 mm (a<sub>1</sub> & a<sub>2</sub>). Maximum seal size as section 2. 4).

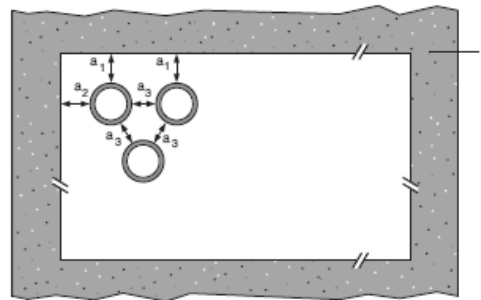
Construction details:



#### Configuration 1



#### Configuration 2



#### Key

- 1 Supporting construction
- a1 Pipe / top edge of seal separation
- a2 Pipe / side edge of seal separation
- a3 Pipe / pipe separation

#### A.2.16.1 Single side penetration seal with cables

Services	Seal Depth	Permitted configuration for seal separation	Classification
PVC-U pipes according to EN 1329-1, EN 1452-2 and EN 1453-1 <sup>^</sup> , PVC-C according to EN 1566-1			
Diameter 16 mm, wall thickness 1.6 – 3.4 mm, to diameter 40 mm, wall thickness 1.9-3.0 mm*	Min. 50 mm	1 & 2 between all specified pipes	EI 120 U/C, C/C

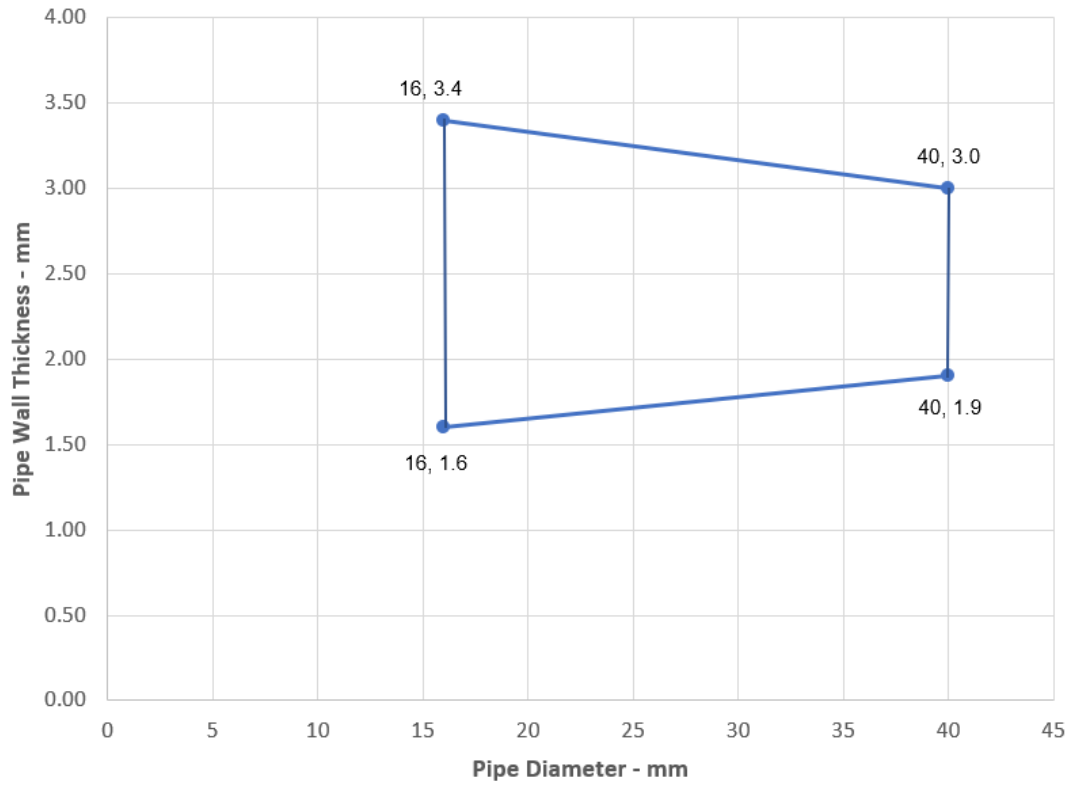
\* See below graph for intermediate sizes

#### Declaration of Performance

Sikacrete-630 Fire+  
20537727  
2021.12, ver. 1  
1549

Template for translation. Only for internal use

### PVC Pipes - EI 120 - U/C



**Declaration of Performance**  
Sikacrete-630 Fire+  
20537727  
2021.12 , ver. 1  
1549

67/189

Template for translation. Only for  
internal use

**BUILDING TRUST**

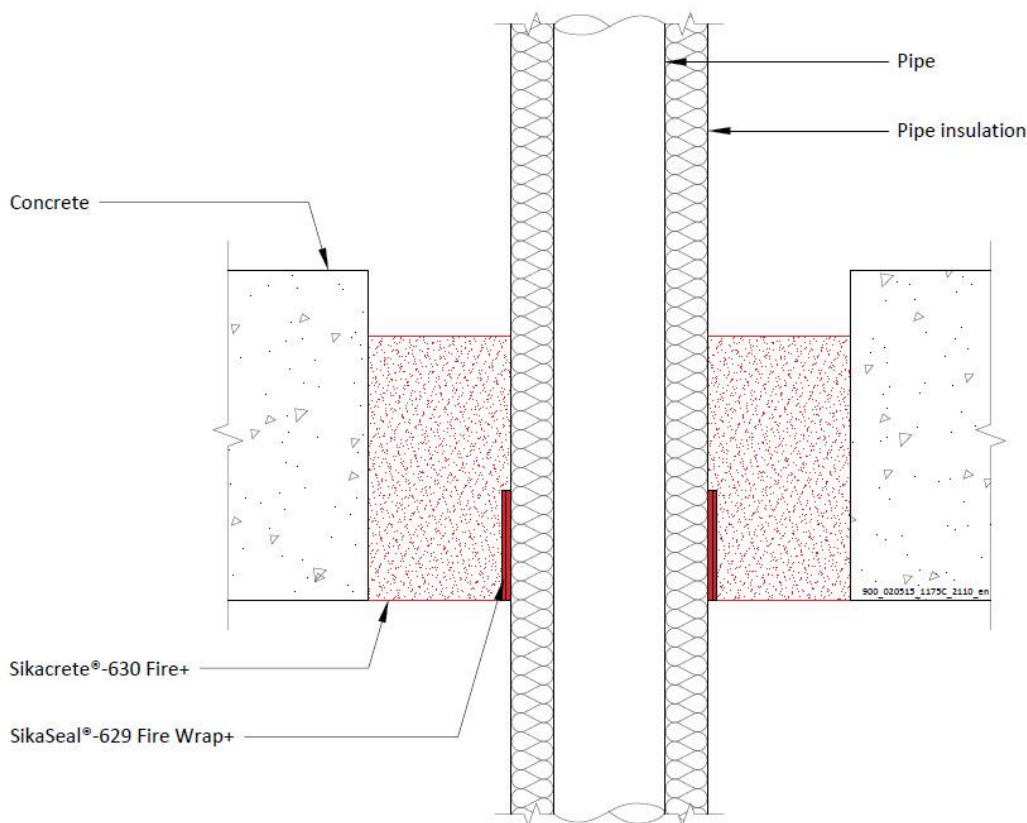


### A.3 Rigid floor constructions according to 1.2.1 with floor thickness of minimum 120 mm

#### A.3.1 Pipe penetration seal with 120 mm deep Sikacrete-630 Fire+

**Penetration Seal:** CS (Continuous Sustained) insulated plastic pipes fitted at any position within the aperture (min. separation 30 mm from seal edges and 30 mm from other services), with min. 120 mm Sikacrete-630 Fire+ to either surface of the floor or anywhere between. SikaSeal-629 Fire Wrap+ are required to be fitted around combustible pipe insulation to the bottom of the seal, as indicated below. Maximum seal size as section 2. 4).

Construction details:



#### A.3.1.1 Single sided penetration seal with pipes

Services	Outer diameter including insulation	Pipe wrap	Pipe insulation	Classification
PE pipes according to EN 1519-1, EN 12201-2 and EN 12006-1, ABS according to EN 1455-1 and pipes made from SAN+PVC according to EN 1565-1				
Maximum 160 mm diameter pipe*	Maximum 68 mm diameter	50 x 3.6 mm (2 x 1.8 layers)	9-50 mm Elastomeric insulation minimum class B-s3,d0 or foil faced phenolic foam insulation	EI 240 C/C
	Maximum 178 mm diameter	75 x 10.8 mm (6 x 1.8 layers)		EI 120 C/C
	Maximum 260 mm diameter	75 x 18.0 mm (10 x 1.8 layers)		
PP pipes according to EN 1852-1: 2009				
Maximum 160 mm diameter pipe*	Maximum 68 mm diameter	50 x 3.6 mm (2 x 1.8 layers)	9-50 mm Elastomeric insulation minimum class B-s3,d0 or foil faced phenolic foam insulation	E 240 C/C, EI 180 C/C
	Maximum 178 mm diameter	75 x 10.8 mm (6 x 1.8 layers)		EI 240 C/C
	Maximum 260 mm diameter	75 x 18.0 mm (10 x 1.8 layers)		EI 120 C/C

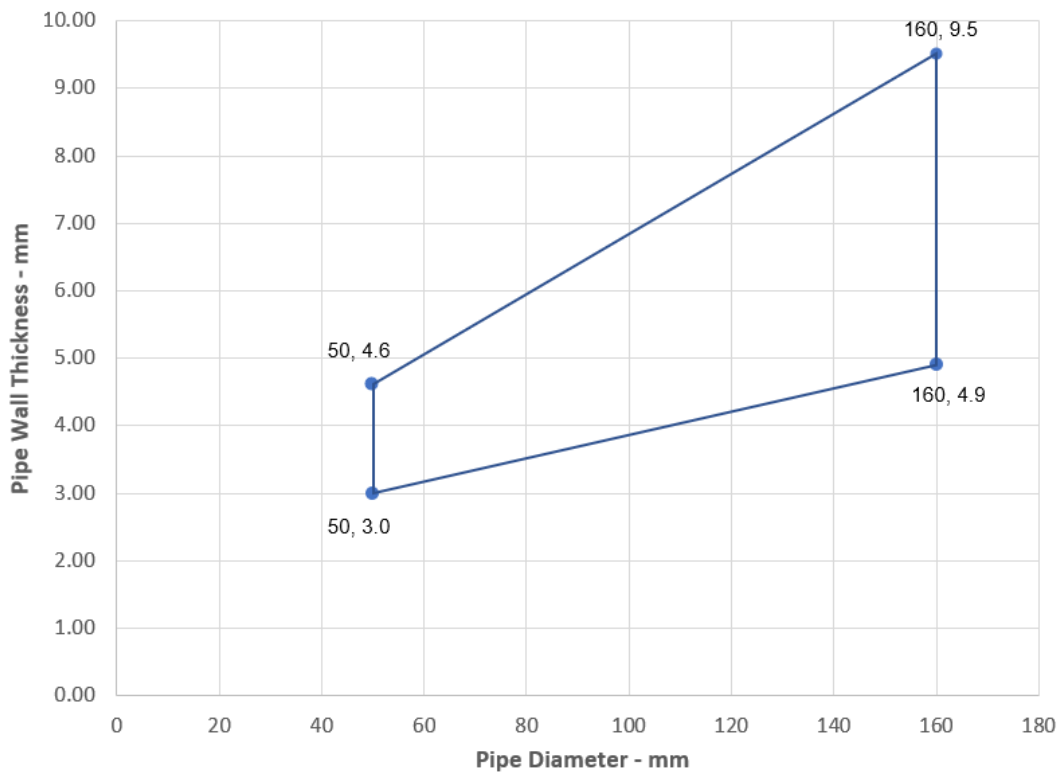
#### Declaration of Performance

Sikacrete-630 Fire+  
20537727  
2021.12 , ver. 1  
1549

Template for translation. Only for internal use

\*See below graph for interpolation pipe sizes

### PE pipes 50-160 mm Diameter with Insulation CS

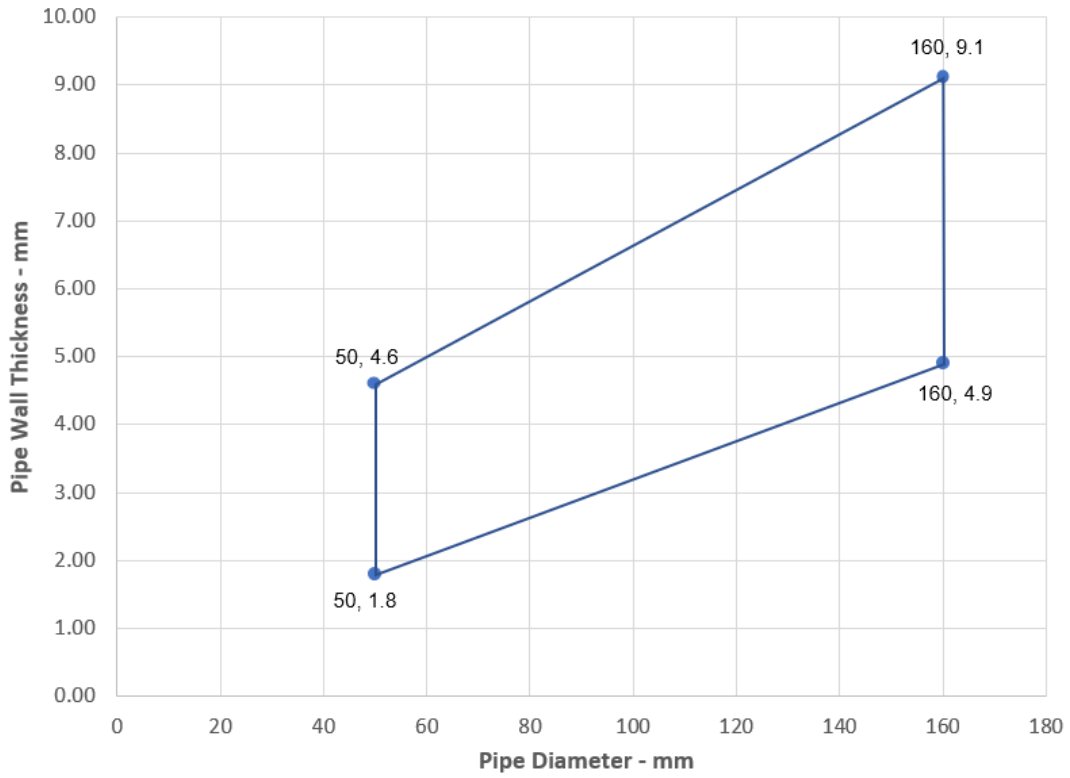


**Declaration of Performance**  
Sikacrete-630 Fire+  
20537727  
2021.12 , ver. 1  
1549

Template for translation. Only for  
internal use



### PP pipes 50-160 mm Diameter with Insulation CS



**Declaration of Performance**  
Sikacrete-630 Fire+  
20537727  
2021.12 , ver. 1  
1549

Template for translation. Only for  
internal use

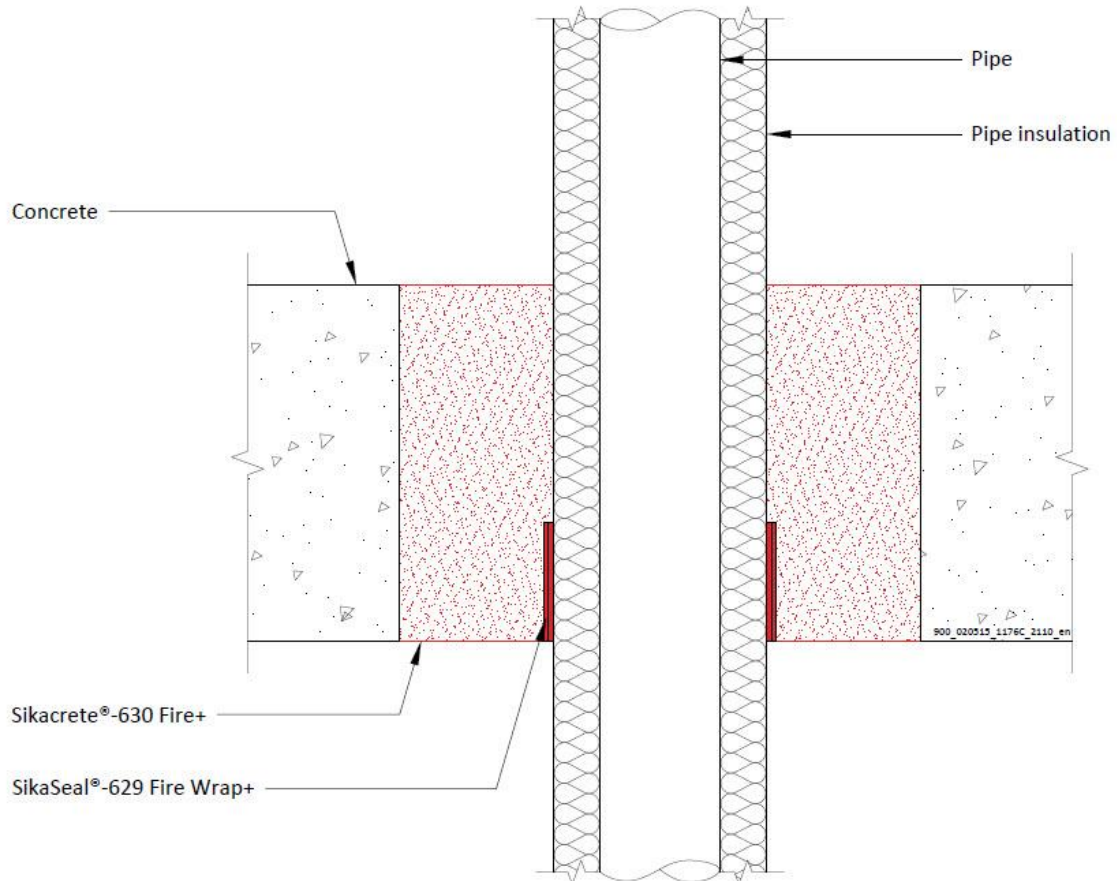


#### A.4 Rigid floor constructions according to 1.2.1 with floor thickness of minimum 150 mm

##### A.4.1 Pipe penetration seal with 150 mm deep Sikacrete-630 Fire+

**Penetration Seal:** CS (Continuous Sustained) insulated metallic pipes fitted at any position within the aperture (min. separation 30 mm from seal edges and 30 mm from other services), with min. 150 mm Sikacrete-630 Fire+ to either surface of the floor or anywhere between. SikaSeal-629 Fire Wrap+ are required to be fitted around combustible pipe insulation. Maximum seal size as section 2. 4).

Construction details:



##### A.4.1.1 Single side penetration seal with pipes

Services	Wrap	Insulation	Classification
Mild or stainless steel pipes			
12 mm diameter/ 1.0 mm wall	1 off 50 x 1.8 mm SikaSeal-629 Fire Wrap+, fitted at soffit	9 mm PE foam insulation	EI 180 C/U
Maximum 76 mm diameter/ 1.5-14.2 mm wall*	2 off 50 x 1.8 mm SikaSeal-629 Fire Wrap+ fitted at soffit	9-30 mm PE foam insulation	E 180 C/U EI 60 C/U

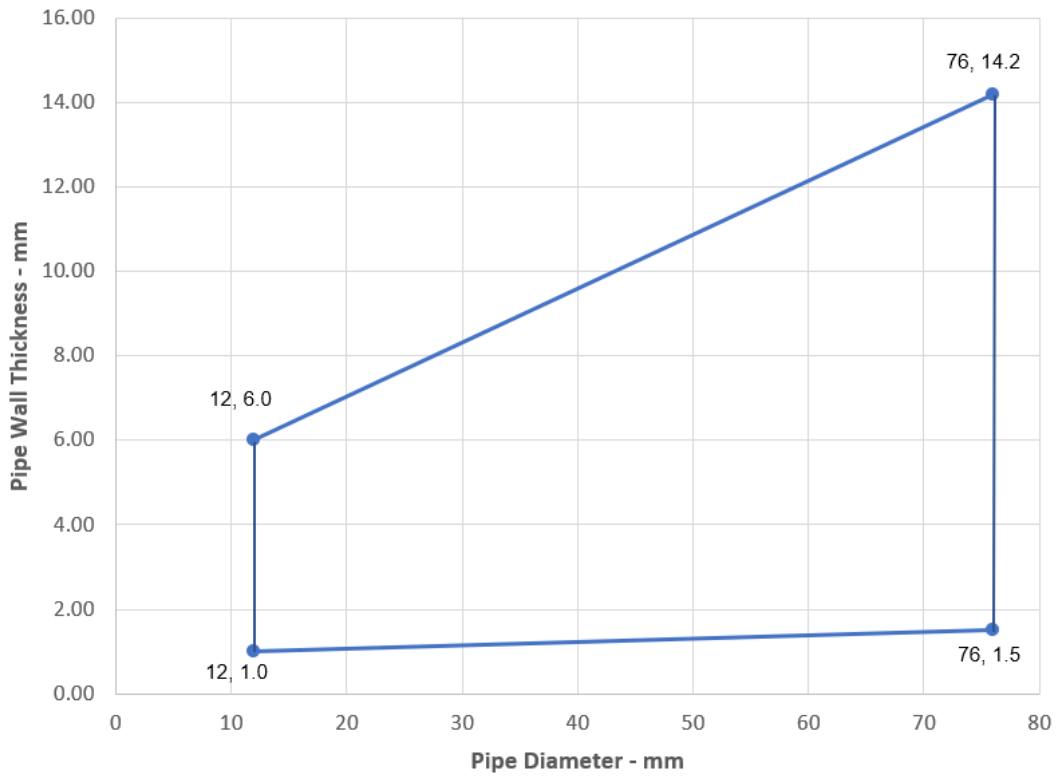
\* See below graph for intermediate sizes

#### Declaration of Performance

Sikacrete-630 Fire+  
20537727  
2021.12 , ver. 1  
1549

Template for translation. Only for internal use

### Steel Pipes 12-76 with PE Pipe Ins / Wrap - C/U



**Declaration of Performance**  
Sikacrete-630 Fire+  
20537727  
2021.12 , ver. 1  
1549

Template for translation. Only for  
internal use

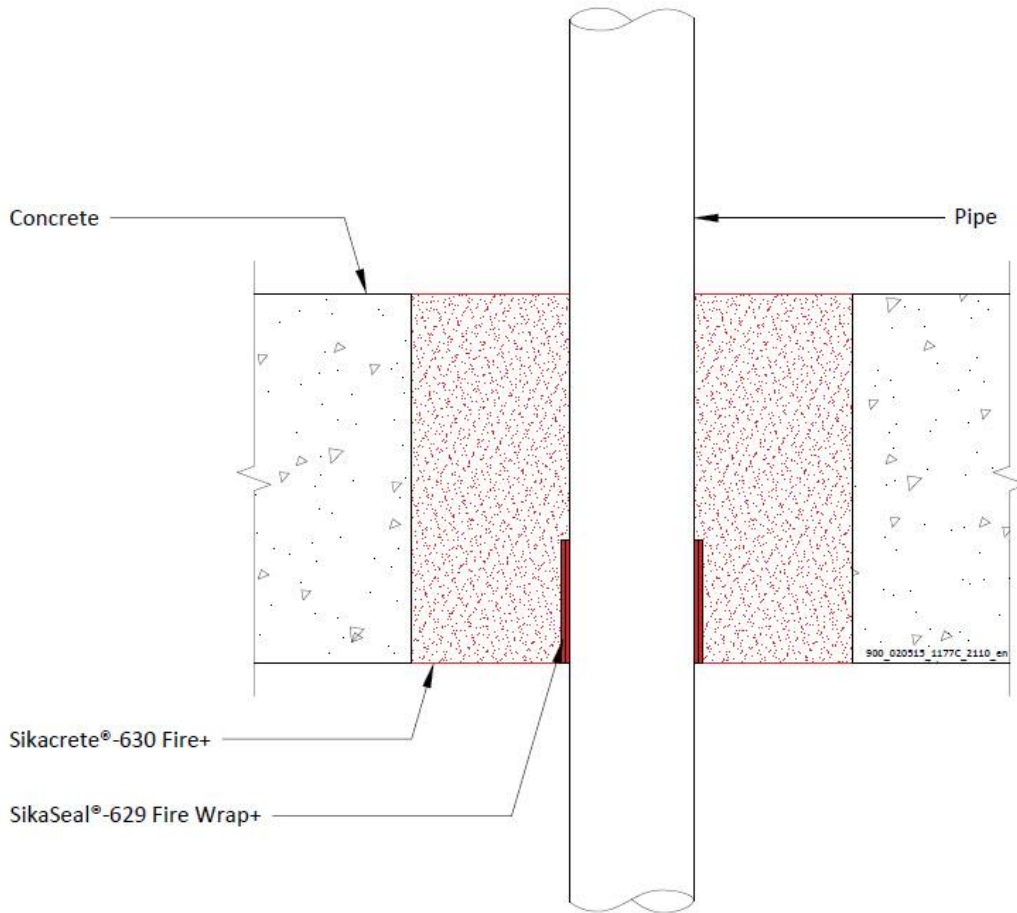




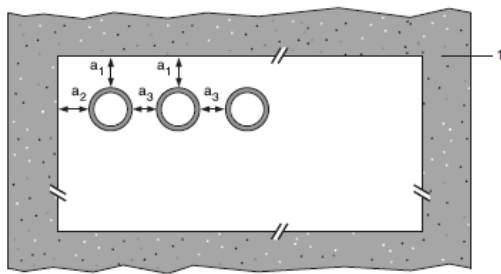
### A.4.2 Pipe penetration seal with 150 mm deep Sikacrete-630 Fire+

**Penetration Seal:** Plastic pipes fitted at any position within the aperture (min. separation 30 mm from seal edges and from other services), with 150 mm Sikacrete-630 Fire+ to either surface of the floor or anywhere between. SikaSeal-629 Fire Wrap+ are required to be fitted to the bottom of the seal, as indicated below. Maximum seal size as section 2. 4).

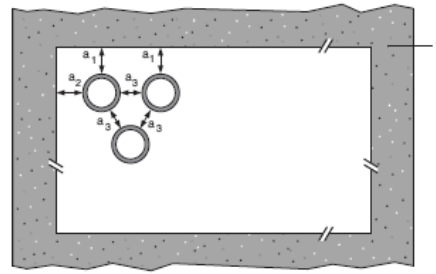
Construction details:



**Configuration 1**



**Configuration 2**



**Key**

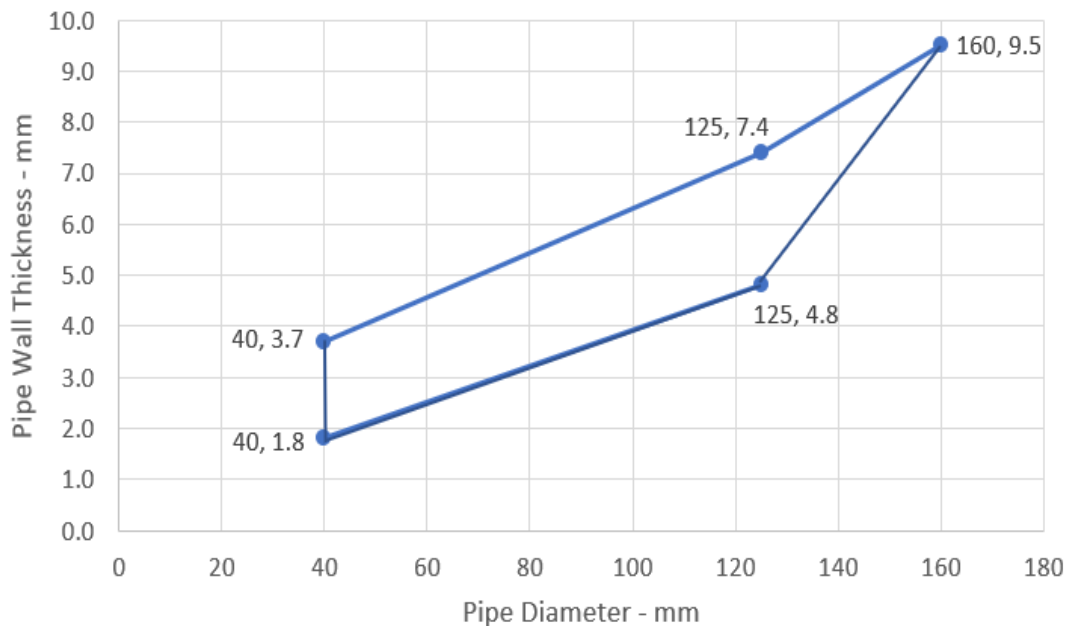
- 1 Supporting construction
- a1 Pipe / top edge of seal separation
- a2 Pipe / side edge of seal separation
- a3 Pipe / pipe separation

#### A.4.2.1

Services	Wrap	Permitted configuration for seal separation	Classification
<b>PVC-U pipes according to EN 1329-1, EN 1452-1 and EN 1453-1, PVC-C according to EN 1566-1</b>			
Up to 40 mm diameter/1.8-3.7 mm wall*	50 x 1.8	1 & 2	EI 120 U/U
Up to 125 mm diameter / 4.8-7.4 mm wall*	50 x 7.2 mm		EI 60 U/U
Up to 160 mm diameter/9.5 mm wall*	75 x 7.2 mm		E 120 U/U, EI 30 U/U
<b>PP pipes according to EN 1451-1</b>			
Up to 40 mm diameter/1.8-5.5 mm wall*	50 x 1.8	1 & 2	EI 120 U/U
Up to 125 mm diameter / 11.4 mm wall*	50 x 7.2 mm		EI 240 U/U
Up to 160 mm diameter/14.6 mm wall*	75 x 7.2 mm		EI 240 U/U
<b>PE pipes according to EN 1519-1, EN 12201-2 and EN 12666-1, ABS according to EN 1455-1 and pipes made from SAN+PVC according to EN 1565-1</b>			
Up to 40 mm diameter/2.4-3.7 mm wall*	50 x 1.8 mm	1 & 2	EI 240 U/U
Up to 110 mm diameter/3.4-10 mm wall*	75 x 5.4 mm		EI 240 U/U
Up to 125 mm diameter/11.4 mm wall*	50 x 7.2 mm		EI 240 U/U
Up to 160 mm diameter/4.9-14.6 mm wall*	75 x 7.2 mm		EI 120 U/U

\* Typical pipe diameters shown, see below graph for intermediate sizes

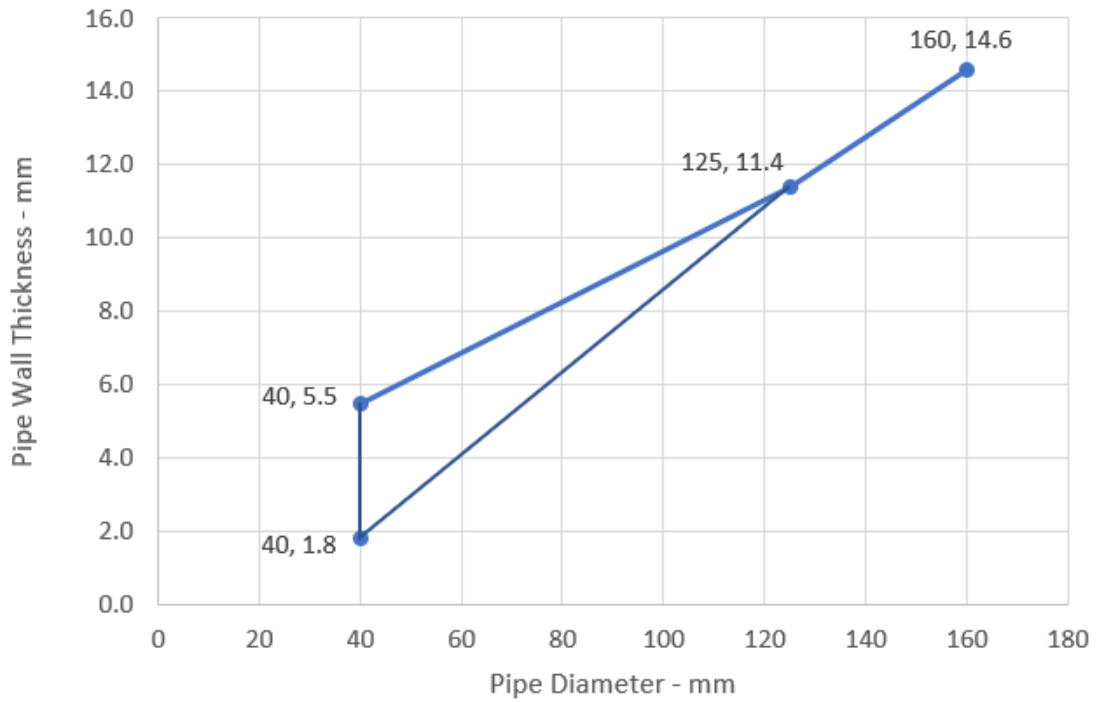
PVC-U Pipes - E 60 U/U, EI 30 U/U



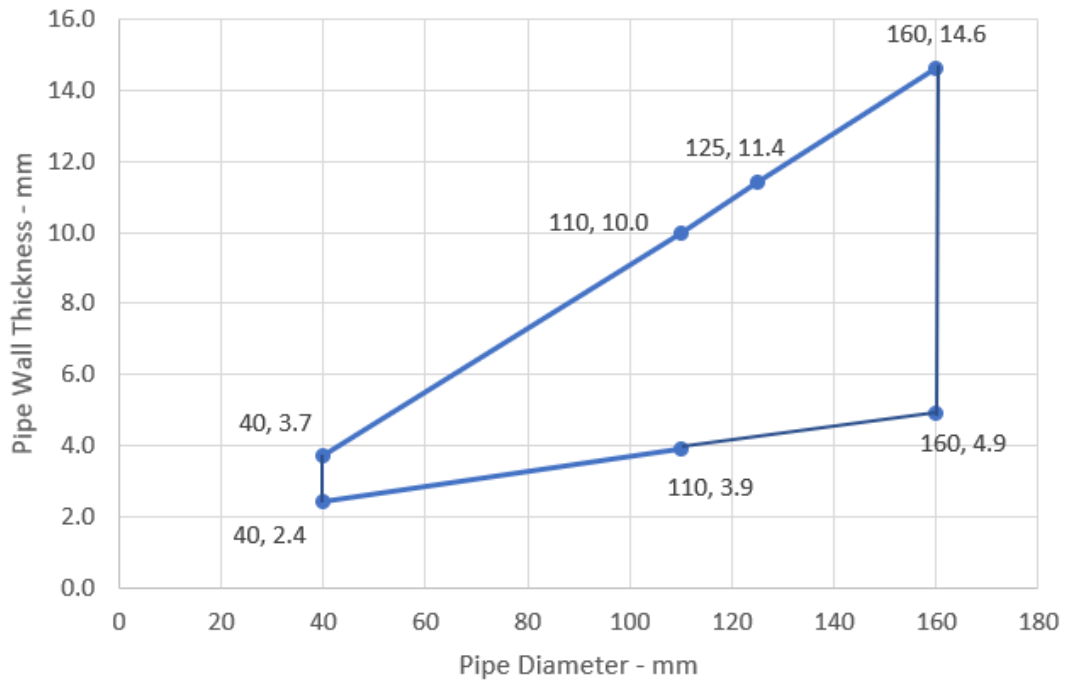
**Declaration of Performance**  
 Sikacrete-630 Fire+  
 20537727  
 2021.12, ver. 1  
 1549

Template for translation. Only for  
 internal use

### PP Pipes - E 120 U/U



### PE Pipes - EI 120 U/U



#### Declaration of Performance

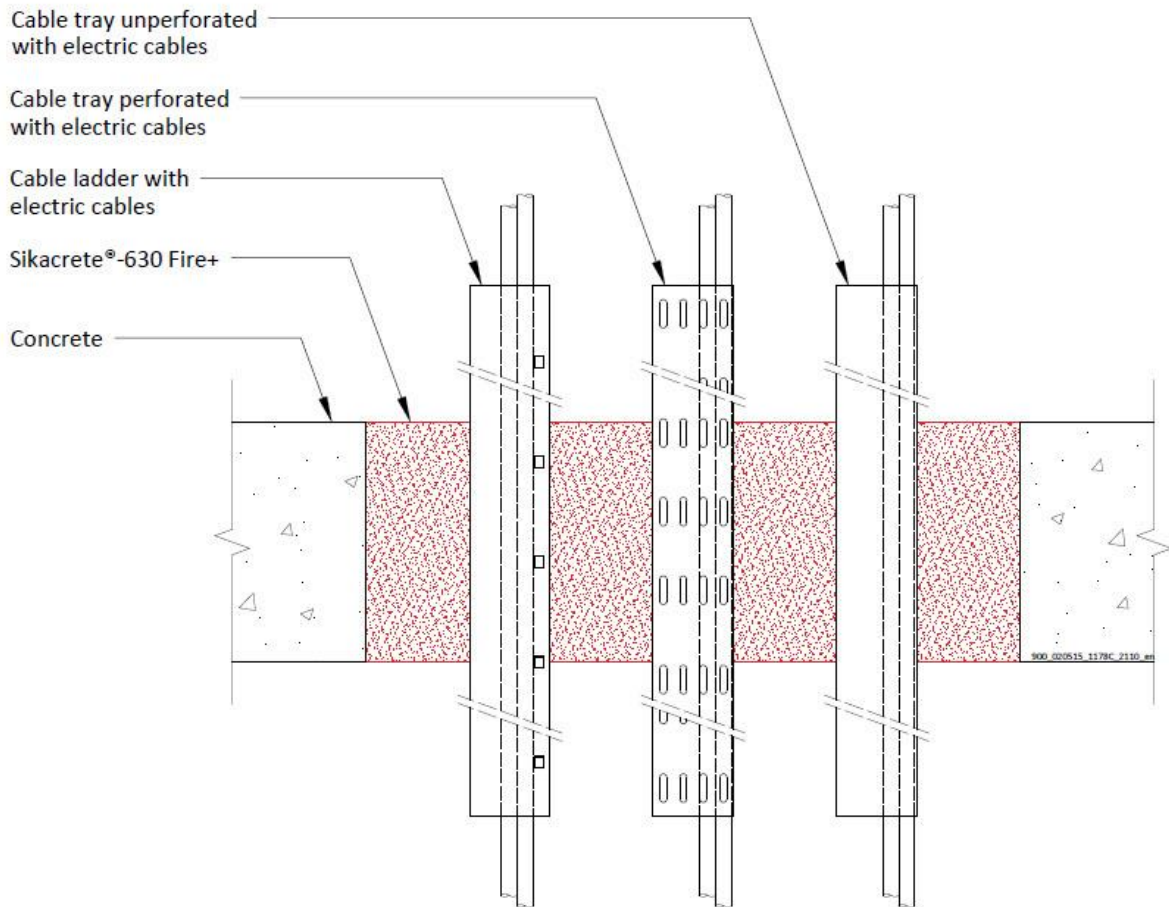
Sikacrete-630 Fire+  
20537727  
2021.12 , ver. 1  
1549

Template for translation. Only for  
internal use

### A.4.3 Cable penetration seal with 150 mm deep Sikacrete-630 Fire+

**Penetration Seal:** Cables fitted with Sikacrete-630 Fire+ to either side of floor. Maximum seal size as section 2. 4) and minimum separation between cables and the edge of the seal of 30 mm.

Construction details:



#### A.4.3.1 Single side penetration seal with cables

Services	Mortar depth	Backing	Insulation	Classification
Blank seals	Min. 150 mm	None	None	EI 240
Electric cables up to 21 mm diameter, single or in a bundle.				E 240 EI 120
Steel cable trays and ladders up to 500 mm wide				E 240 EI 90
Electric cables 22-50 mm diameter, single or in a bundle.				E 90 EI 60
Electric cables 51-80 mm diameter, single or in a bundle.				EI 120
Unsheathed wire up to 24 mm diameter				

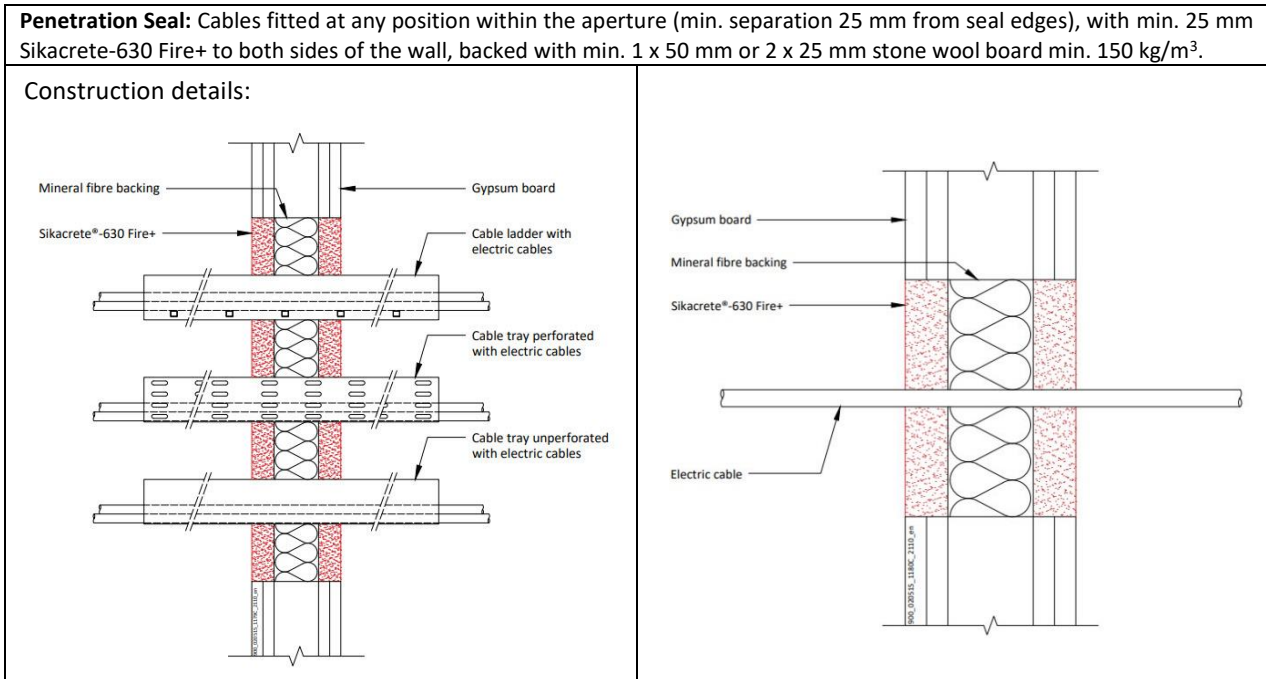
#### Declaration of Performance

Sikacrete-630 Fire+  
20537727  
2021.12 , ver. 1  
1549

Template for translation. Only for internal use

**A.5 Flexible and rigid wall constructions according to 1.2.1 with wall thickness of min. 100 mm**

**A.5.1 Cable penetration seal with 25 mm deep Sikacrete-630 Fire+ to both faces backed with 50 mm mineral fibre board**



**A.5.1.1 Double side penetration seal with cables**

Services	Maximum aperture	Classification
None (blank)	As section 2. 4)	EI 120
Single electrical cables up to 21 mm Ø (min.100 separation from other services)		E 120, EI 90
Electrical cables up to 80 mm Ø (single, bundled and on trays)		E 120, EI 60
Steel cable trays & ladders		E 120 C/U, EI 60 C/U
Steel conduits up to 16 mm Ø		E 120 C/U, EI 45 C/U
copper conduits up to 16 mm Ø		E 120, EI 45
Unsheathed wires up to 24 mm Ø		EI 120 C/U, EI 120 C/C
PVC conduits up to 16 mm Ø		

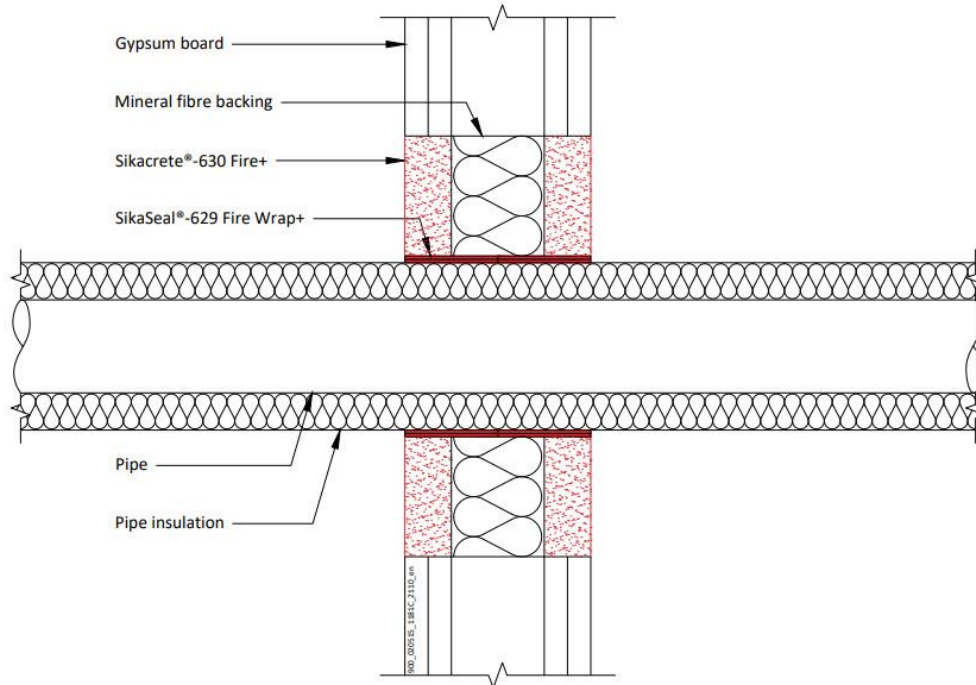
**Declaration of Performance**  
 Sikacrete-630 Fire+  
 20537727  
 2021.12 , ver. 1  
 1549

Template for translation. Only for internal use

## A.5.2 Pipe penetration seal with 25 mm deep Sikacrete-630 Fire+ to both faces backed with 50 mm mineral fibre board

**Penetration Seal:** CS (Continuous Sustained) insulated metallic pipes fitted at any position within the aperture (min. separation 30 mm from seal edges), with min. 25 mm Sikacrete-630 Fire+ to both sides of the wall, backed with min. 1 x 50 mm or 2 x 25 mm stone wool board min. 150 kg/m<sup>3</sup> or min. 50 mm Sikacrete-630 Fire+ to both sides of the wall without backing\*. SikaSeal-629 Fire Wrap+ are required to be fitted to both faces of the seal.

Construction details:



\* Maximum seal size as section 2. 4)

### A.5.2.1 Double side penetration seal with pipes

Services	Wrap	Insulation	Classification
Mild or stainless steel pipes			
40 mm diameter/1-14.2 mm wall	2 off 50 x 1.8 mm SikaSeal-629 Fire Wrap+, one fitted flush to each face of seal		<b>EI 120 C/U</b>
40 mm diameter/1-14.2 mm wall*	2 off 50 x 3.6 mm SikaSeal-629 Fire Wrap+, one fitted flush to each face of seal	13 mm Elastomeric insulation minimum class B-s3,d0 or PE Foam insulation	<b>E 120 C/U, EI 60 C/U</b>
50 mm diameter/1.3-14.2 mm wall*			
60 mm diameter/1.6-14.2 mm wall*			
75 mm diameter/2-14.2 mm wall*			
90 mm diameter/2.4-14.2 mm wall*			
100 mm diameter/2.7-14.2 mm wall*			
115 mm diameter/3.1-14.2 mm wall*			
140 mm diameter/3.8-14.2 mm wall*			
165 mm diameter/ 4.5-14.2 mm wall*			

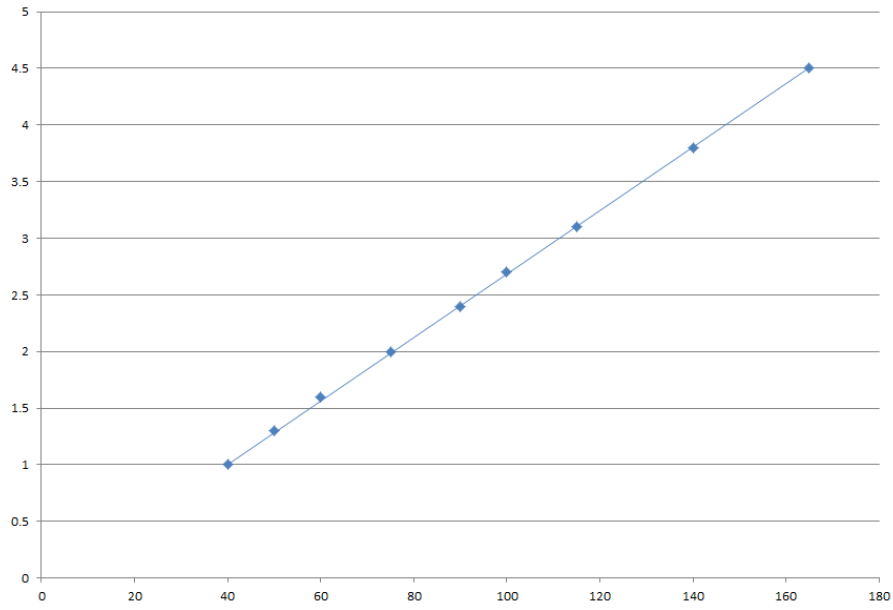
#### Declaration of Performance

Sikacrete-630 Fire+  
20537727  
2021.12 , ver. 1  
1549

Template for translation. Only for internal use

\* Typical pipe diameters shown, see below graph for intermediate sizes

**Pipe diameter vs Wall thickness**



**Declaration of Performance**  
Sikacrete-630 Fire+  
20537727  
2021.12 , ver. 1  
1549

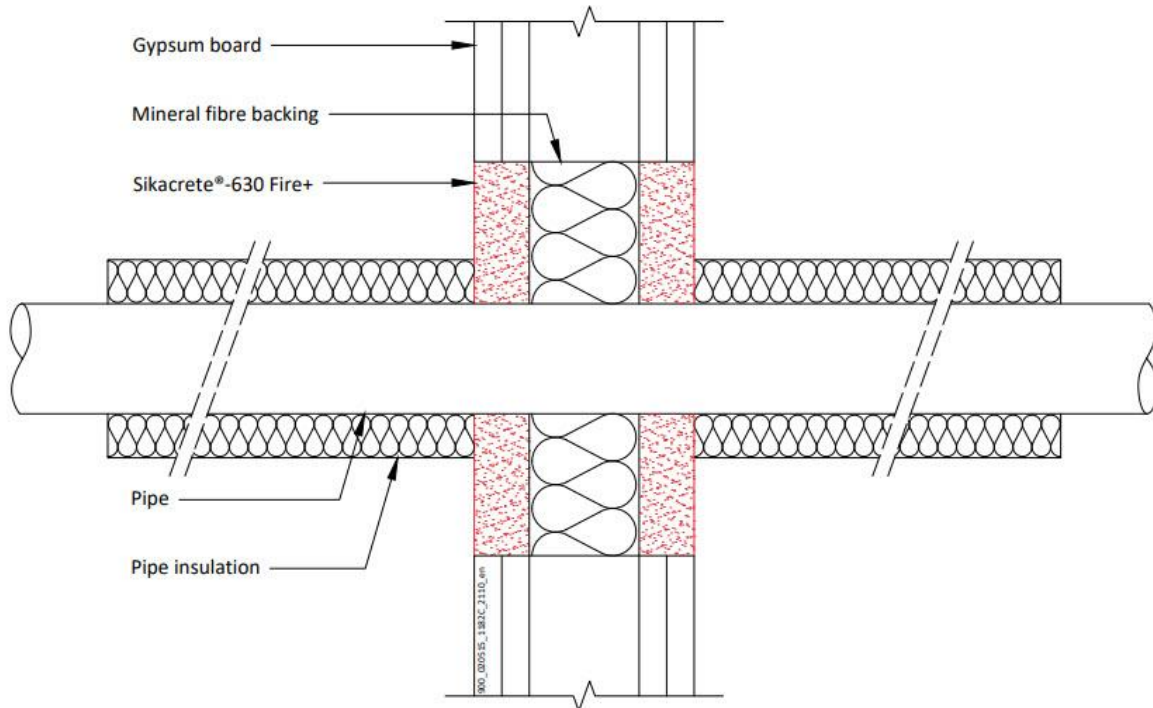
Template for translation. Only for  
internal use



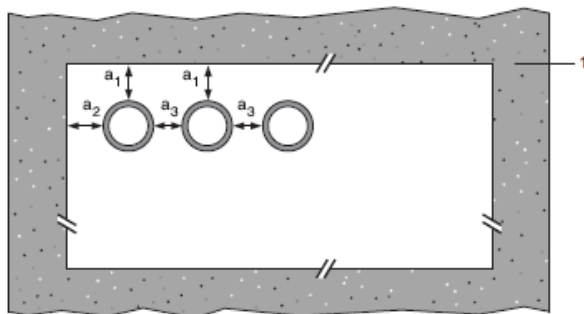
### A.5.3 Pipe penetration seal with 25 mm deep Sikacrete-630 Fire+ to both faces backed with 50 mm mineral fibre board

**Penetration Seal:** 500 mm (min.)\* LI (Local Interrupted) or CI (Continuous Interrupted) insulated metallic (and composite) pipes fitted at any position within the aperture (min. separation 30 mm from seal edges), with min. 25 mm Sikacrete-630 Fire+ to both sides of the wall backed with min. 1 x 50 mm or 2 x 25 mm stone wool board min. 150 kg/m<sup>3</sup>. Maximum seal size as section 2. 4).

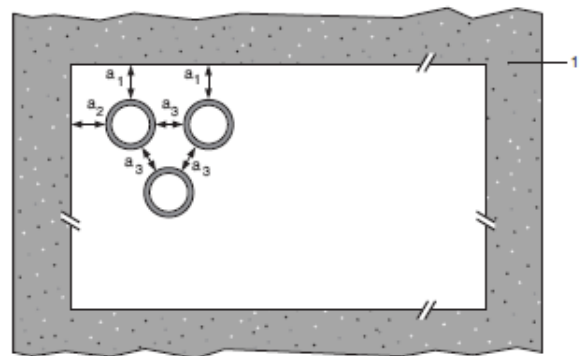
Construction details:



Configuration 1



Configuration 2



**Key**

- 1 Supporting construction
- a1 Pipe / top edge of seal separation
- a2 Pipe / side edge of seal separation
- a3 Pipe / pipe separation

\* Minimum 600 mm long insulation required for Alupex pipe.



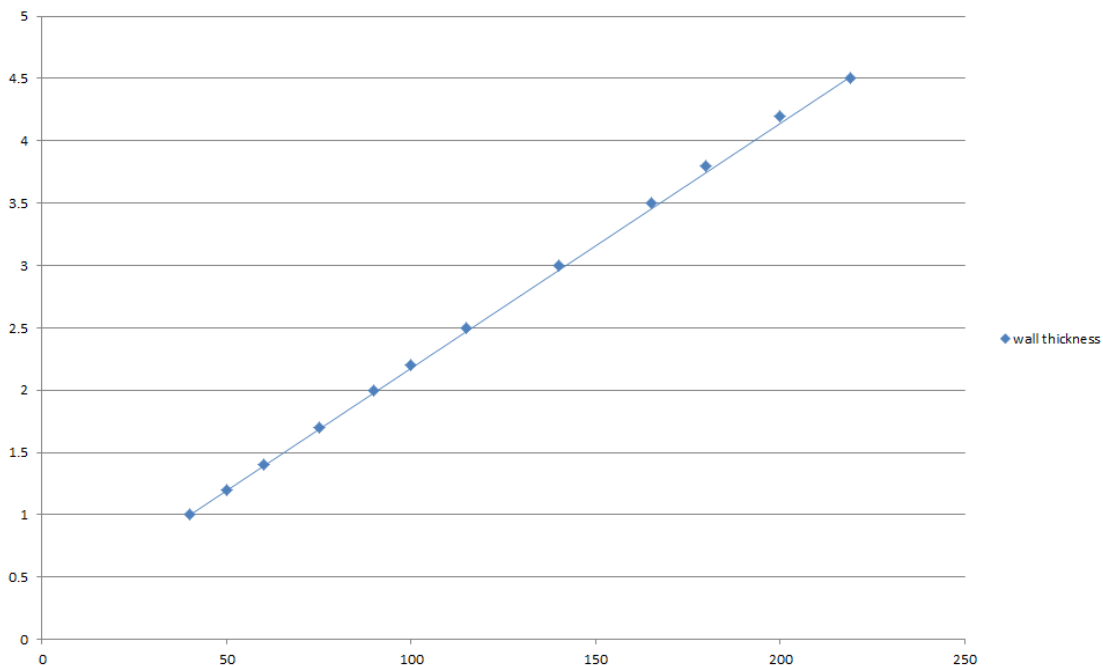
### A.5.3.1 Double side penetration seal with pipes

Services	Insulation	Classification
Copper or steel pipes up to 54 mm diameter/1-14.2 mm wall	Min. 20 mm stone wool min. 80 kg/m <sup>3</sup>	EI 120 C/C
Alupex composite pipe 75 mm diameter/7.5 mm wall	600 mm length of 25 mm Mineral Fibre BIO	EI 60 U/U, EI 60 U/C, EI 60 C/U. EI 60 C/C

Services	Insulation, minimum thickness and density	Classification
Mild or stainless steel pipe		
40 mm diameter/1-14.2 mm wall	20 mm stone wool 80 kg/m <sup>3</sup>	EI 120 C/U
40 mm diameter/1-14.2 mm wall*	30 mm stone wool 80 kg/m <sup>3</sup>	E 120 C/U, EI 90 C/U
50 mm diameter/1.2-14.2 mm wall*		
60 mm diameter/1.4-14.2 mm wall*		
75 mm diameter/1.7-14.2 mm wall*		
90 mm diameter/2-14.2 mm wall*		
100 mm diameter/2.2-14.2 mm wall*		
115 mm diameter/2.5-14.2 mm wall*		
140 mm diameter/3-14.2 mm wall*		
165 mm diameter/3.5-14.2 mm wall*		
180 mm diameter/3.8-14.2 mm wall*		
200 mm diameter/4.2-14.2 mm wall*		
219 mm diameter/4.5-14.2 mm wall*		

\* Typical pipe diameters shown, see below graph for intermediate sizes

Pipe diameter vs Wall thickness



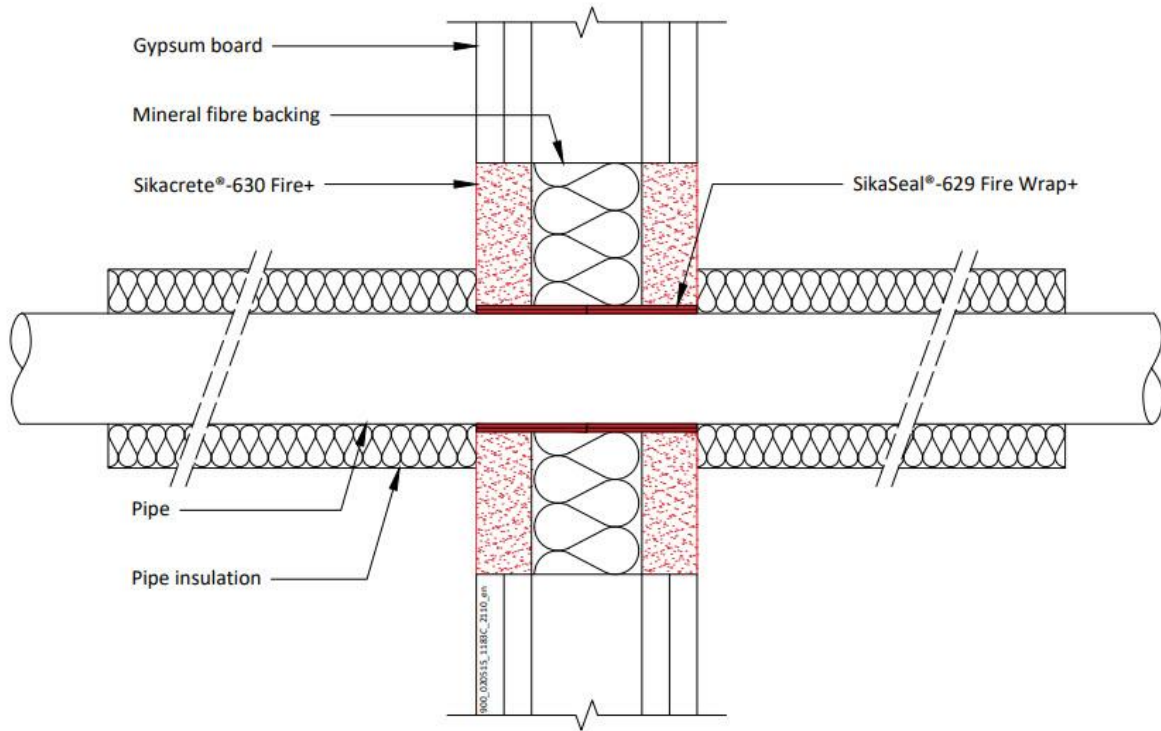
**Declaration of Performance**  
 Sikacrete-630 Fire+  
 20537727  
 2021.12 , ver. 1  
 1549

Template for translation. Only for  
 internal use

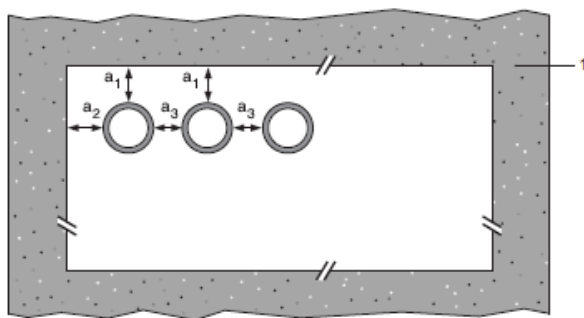
### A.5.4 Pipe penetration seal with 25 mm deep Sikacrete-630 Fire+ to both faces backed with 50 mm mineral fibre board

**Penetration Seal:** 500 mm (min.)\* LI (Local Interrupted) or CI (Continuous Interrupted) insulated metallic (and composite) pipes fitted at any position within the aperture (min. separation 30 mm from seal edges), with min. 25 mm Sikacrete-630 Fire+ to both sides of the wall backed with min. 1 x 50 mm or 2 x 25 mm stone wool board min. 150 kg/m<sup>3</sup>. Maximum seal size as section 2. 4)

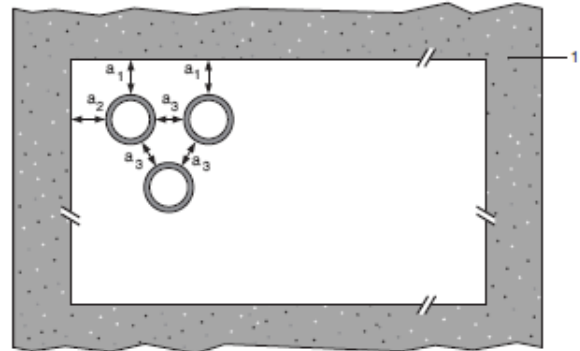
Construction details:



Configuration 1



Configuration 2



**Key**

- 1 Supporting construction
- a1 Pipe / top edge of seal separation
- a2 Pipe / side edge of seal separation
- a3 Pipe / pipe separation

**Declaration of Performance**

Sikacrete-630 Fire+  
20537727  
2021.12, ver. 1  
1549

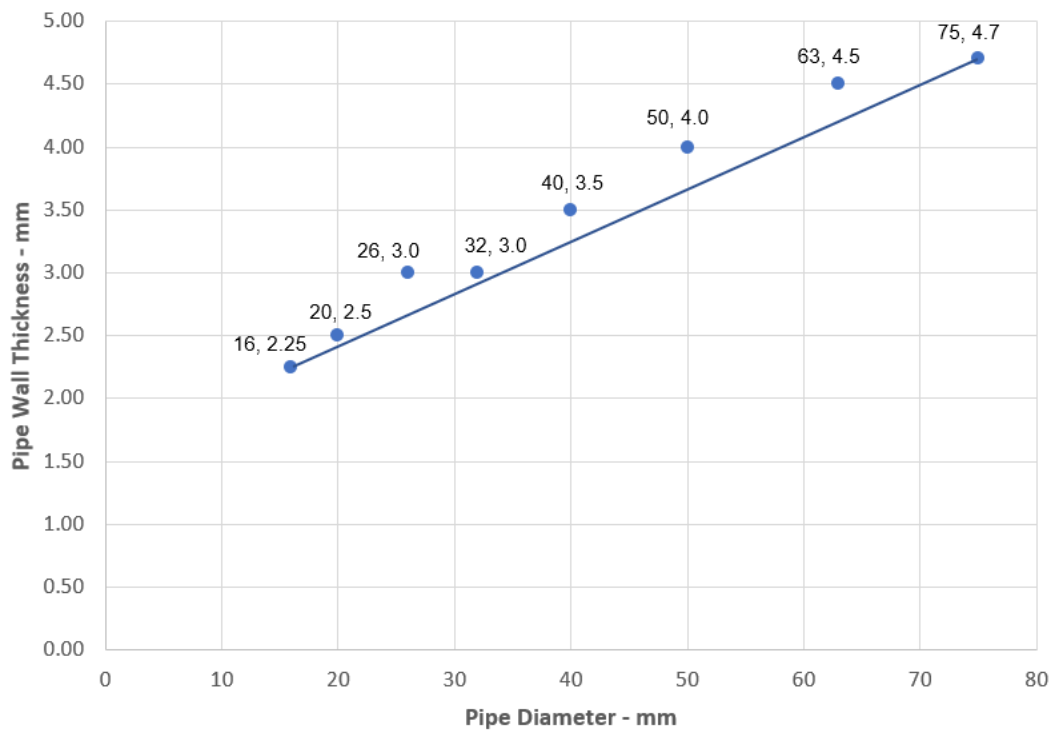
Template for translation. Only for internal use

#### A.5.4.1 Double side penetration seal with pipes

Services	Insulation	Classification
Alupex pipes	Minimum 20 mm stone wool, minimum 80 kg/m <sup>3</sup>	EI 120 C/C
16 mm diameter/2.25 mm wall		
20 mm diameter/2.5 mm wall		
26 mm diameter/3 mm wall		
32 mm diameter/3 mm wall		
40 mm diameter/3.5 mm wall		
50 mm diameter/4 mm wall		
63 mm diameter/4.5 mm wall		
75 mm diameter/4.7 mm wall		

\* Typical pipe diameters shown, see below graph for intermediate sizes

**Pipe diameter vs Wall thickness - Alupex Pipes  
with Insulation LI**



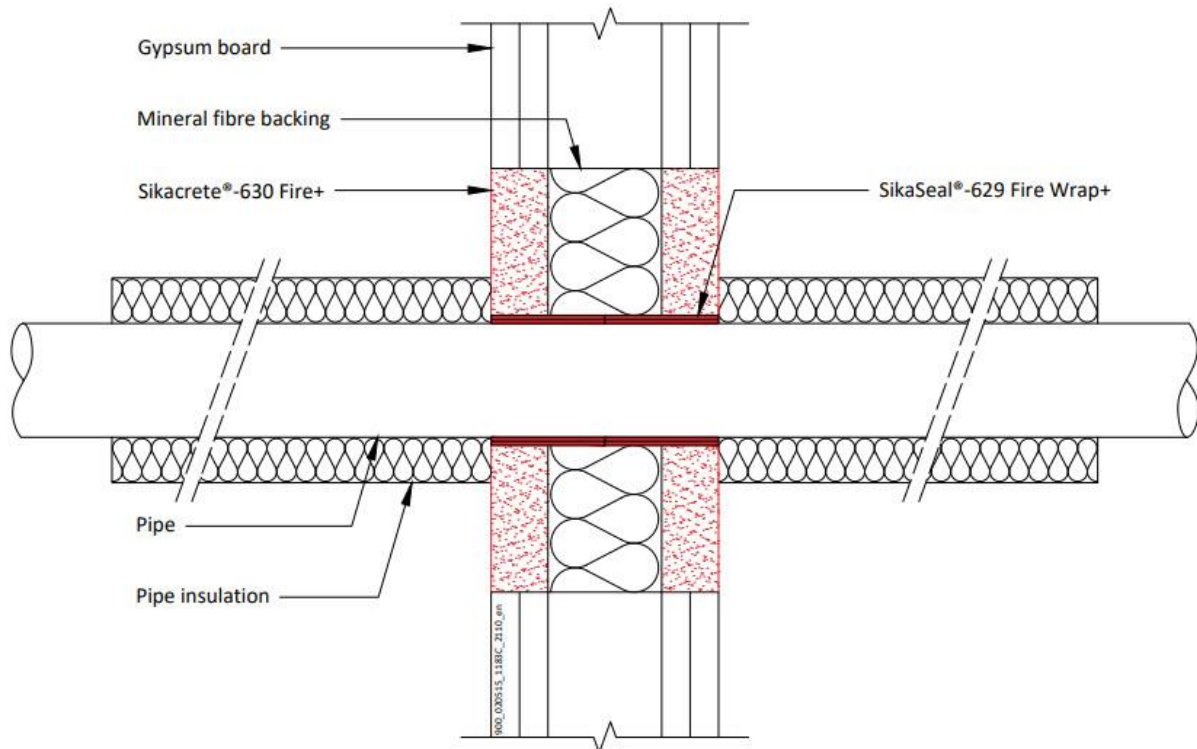
**Declaration of Performance**  
Sikacrete-630 Fire+  
20537727  
2021.12 , ver. 1  
1549

Template for translation. Only for  
internal use

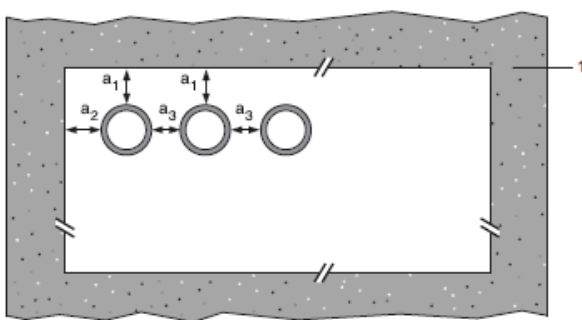
**A.5.5 Pipe penetration seal with 25 mm deep Sikacrete-630 Fire+ to both faces backed with 50 mm mineral fibre board**

**Penetration Seal:** CS (Continuous Sustained) insulated metallic and composite pipes fitted at any position within the aperture (min. separation 25 mm from seal edges), with min. 25 mm Sikacrete-630 Fire+ to both sides of the wall, backed with min. 25 mm stone wool min. 150 kg/m<sup>3</sup>. SikaSeal-629 Fire Wrap+ are required to be fitted to both faces of the seal. Maximum seal size as section 2. 4).

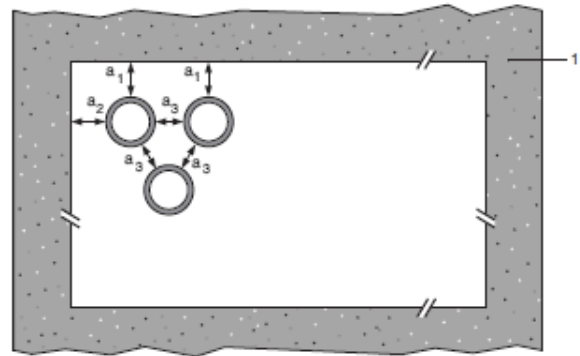
Construction details:



Configuration 1



Configuration 2



**Key**

- 1 Supporting construction
- a1 Pipe / top edge of seal separation
- a2 Pipe / side edge of seal separation
- a3 Pipe / pipe separation

**Declaration of Performance**

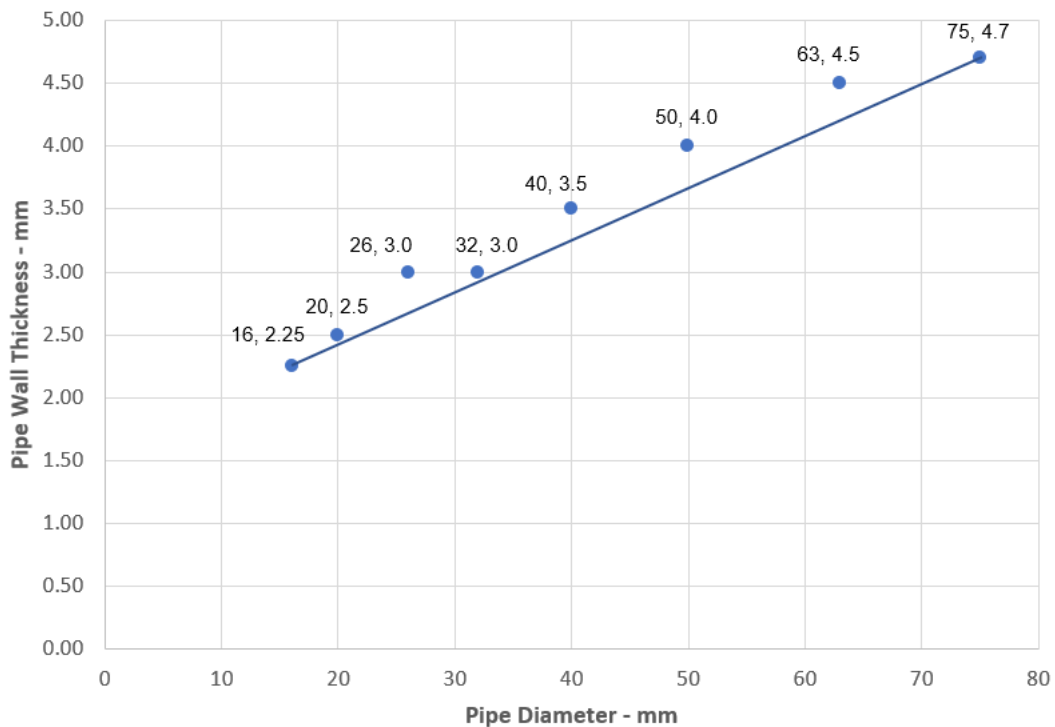
Sikacrete-630 Fire+  
20537727  
2021.12, ver. 1  
1549

Template for translation. Only for internal use

### A.5.5.1 Double side penetration seal with pipes

Services	Wrap	Insulation	Classification
Copper and steel pipes			
12-54 mm diameter/1-1.2 mm wall	50 x 3.6 mm SikaSeal-629 Fire Wrap+ fitted to both sides of the seal	9-25 mm Elastomeric insulation minimum class B-s3,d0 or PE Foam insulation	EI 120 C/C
Alupex pipes			
16 mm diameter/2.25 mm wall	50 x 3.6 mm SikaSeal-629 Fire Wrap+ fitted to both sides of the seal	9-25 mm Elastomeric insulation minimum class B-s3,d0 or PE Foam insulation	EI 120 C/C
20 mm diameter/2.5 mm wall			
26 mm diameter/3 mm wall			
32 mm diameter/3 mm wall			
40 mm diameter/3.5 mm wall			
50 mm diameter/4 mm wall			
63 mm diameter/4.5 mm wall			
75 mm diameter/4.7 mm wall			

**Pipe diameter vs Wall thickness - Alupex Pipes with Insulation CS**



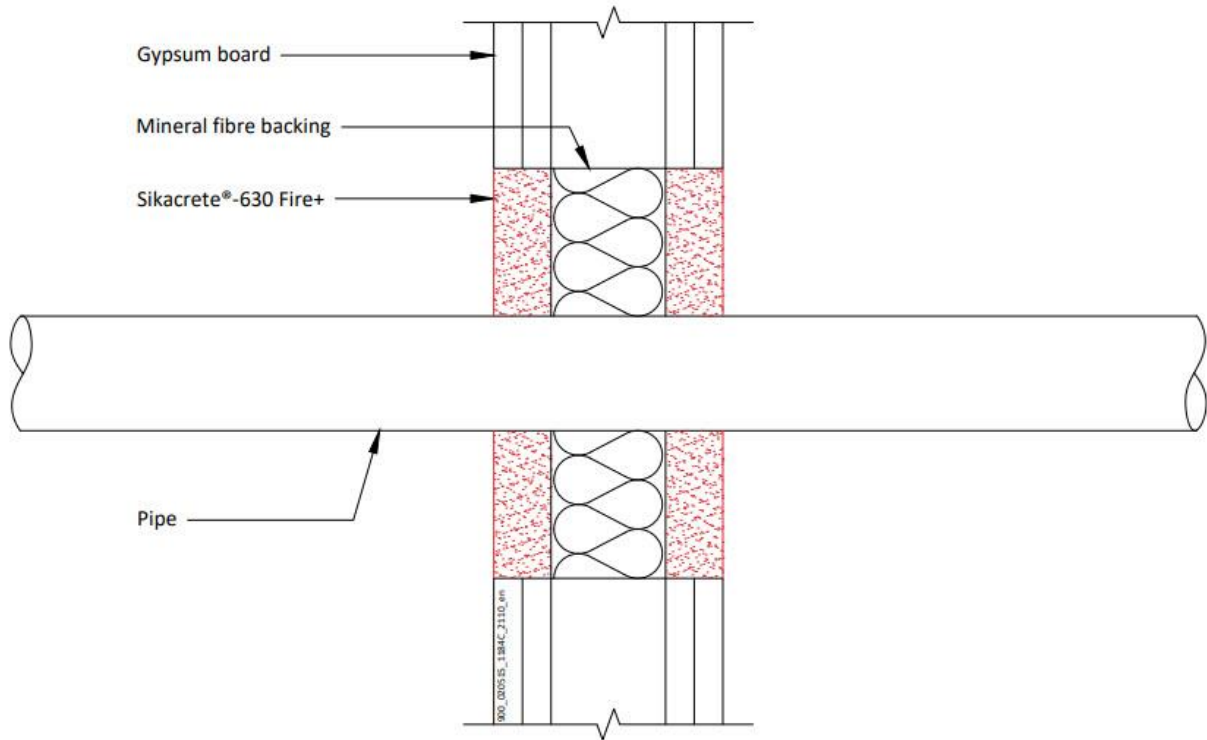
**Declaration of Performance**  
 Sikacrete-630 Fire+  
 20537727  
 2021.12 , ver. 1  
 1549

Template for translation. Only for  
 internal use

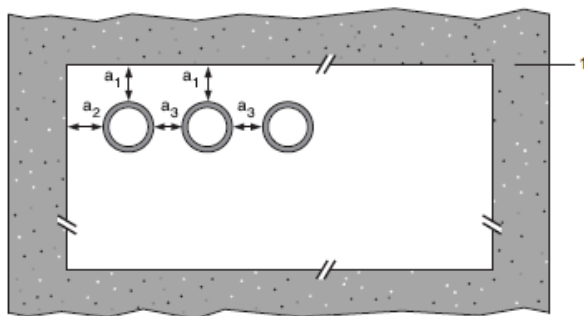
**A.5.6 Pipe penetration seal with 25 mm deep Sikacrete-630 Fire+ to both faces backed with 50 mm mineral fibre board**

**Penetration Seal:** Combustible pipes sealed with Sikacrete-630 Fire+, to both sides of the wall, backed with stone wool board min. 140 kg/m<sup>3</sup>. Minimum separation between pipes of 30 mm (a<sub>3</sub>) and from seal edges 30 mm (a<sub>1</sub> & a<sub>2</sub>). Maximum seal size as section 2. 4).

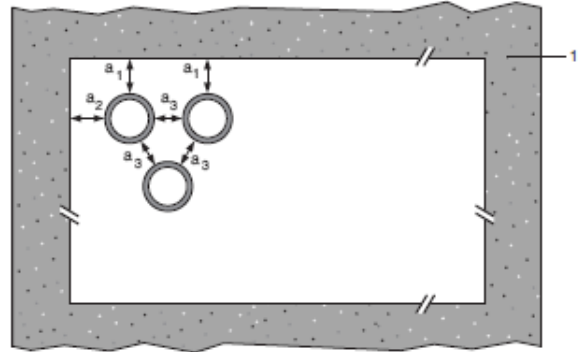
Construction details:



**Configuration 1**



**Configuration 2**



**Key**

- 1 Supporting construction
- a1 Pipe / top edge of seal separation
- a2 Pipe / side edge of seal separation
- a3 Pipe / pipe separation

### A.5.6.1 Double side penetration seal with pipes

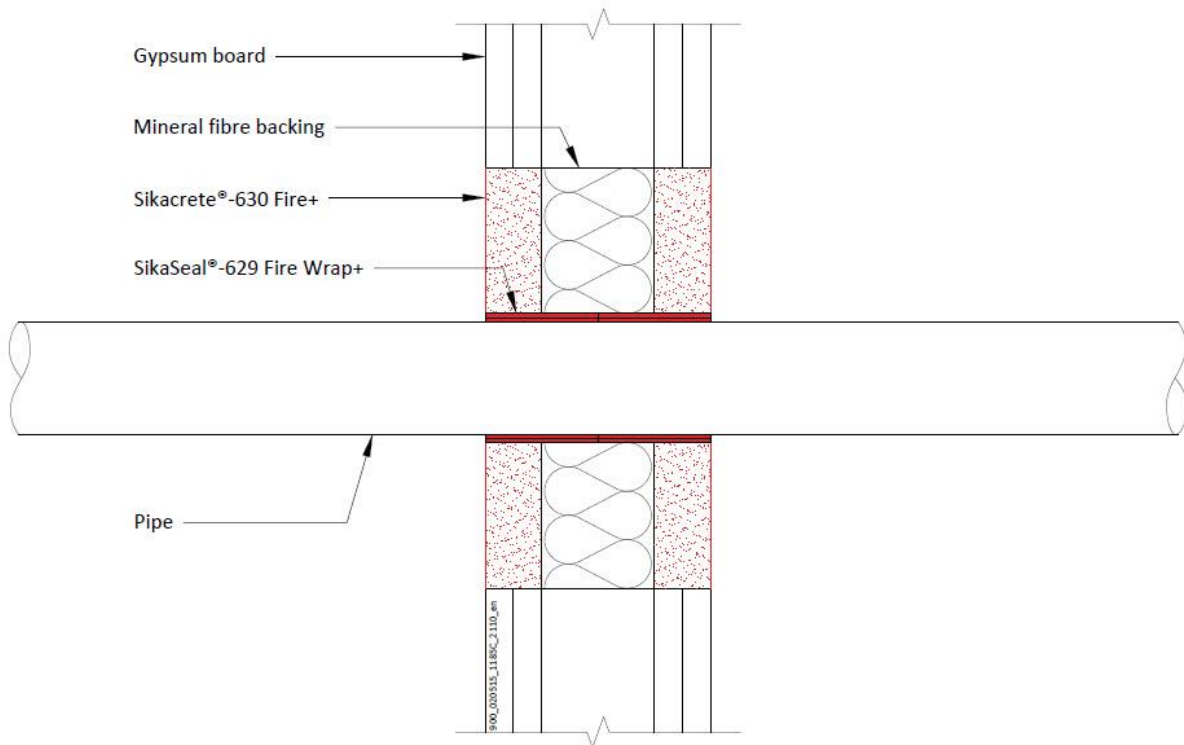
Services	Seal Depth	Permitted configuration for seal separation	Classification
PVC-U pipes according to EN 1329-1, EN 1452-2 and EN 1453-1, PVC-C according to EN 1566-1			
Diameter up to 32 mm, wall thickness 1.6 – 2.4 mm	Min. 25 mm	1 & 2 between all specified pipes	EI 120 U/C, C/C
PE pipes according to EN 1519-1, EN 12201-2 and EN 12006-1, ABS according to EN 1455-1 and pipes made from SAN+PVC according to EN 1565-1			
Diameter up to 32 mm, wall thickness 1.8 – 3.0 mm	Min. 25 mm	1 & 2 between all specified pipes	EI 120 U/C, C/C
PP pipes according to EN 1852-1: 2009			
Diameter up to 32 mm, wall thickness 1.9 – 4.4 mm	Min. 25 mm	1 & 2 between all specified pipes	EI 120 U/C, C/C



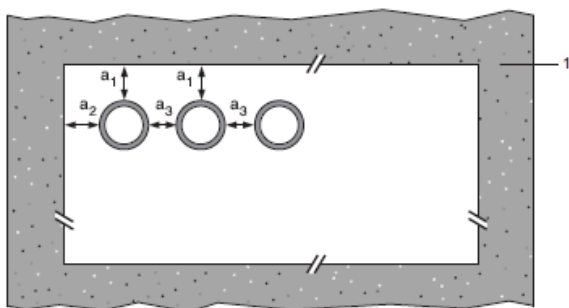
**A.5.7 Pipe penetration seal with 25 mm deep Sikacrete-630 Fire+ to both faces backed with 50 mm mineral fibre board**

**Penetration Seal:** Combustible pipes sealed with SikaSeal-629 Fire Wrap+, installed into Sikacrete-630 Fire+ seals. Minimum separation between penetration seals and seal edges of 30 mm. Minimum seal size as section 2. 4).

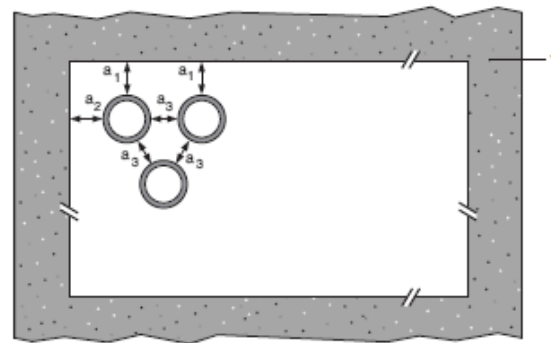
Construction details:



**Configuration 1**



**Configuration 2**



**Key**

- 1 Supporting construction
- a1 Pipe / top edge of seal separation
- a2 Pipe / side edge of seal separation
- a3 Pipe / pipe separation

\* Partition wall must incorporate a full fill core insulation of Stonewool (35kg/m3 density)

**Declaration of Performance**

Sikacrete-630 Fire+  
20537727  
2021.12 , ver. 1  
1549

Template for translation. Only for internal use

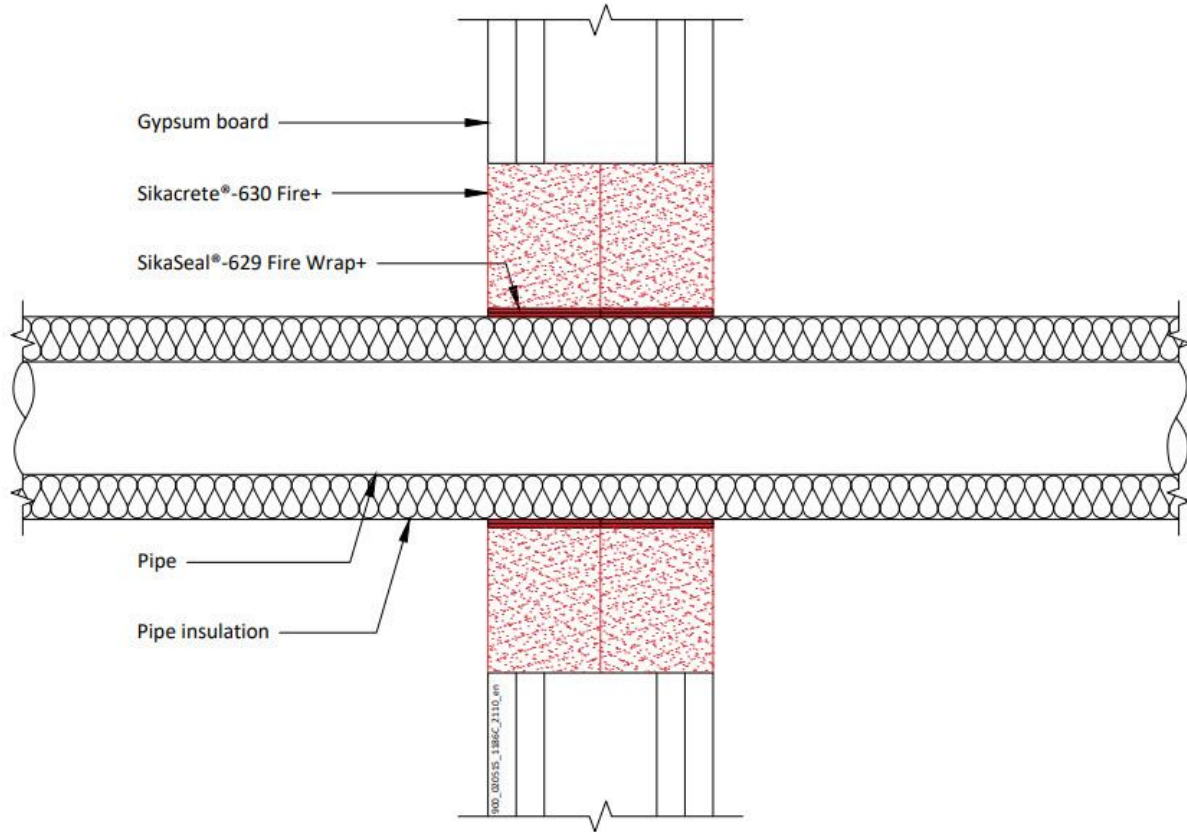
### A.5.7.1 Double side penetration seal with pipes

Services	Wraps (both sides)	Permitted configuration for seal separation	Classification
PVC-U pipes according to EN 1329-1, EN 1452-2 and EN 1453-1 and PVC-C according to EN 1566-1			
Diameter up to 40 mm, wall thickness 3.0 – 4.3 mm	50 x 1.8 mm (1 layer)	1 & 2 between PVC-U/PVC-C, PE/ABS/SAN+PVC and PP pipes in any combination	E 120 U/C, E 120 C/U, EI 60 U/C, EI 60 C/C
Diameter up to 110 mm, wall thickness 2.7 - 6.6 mm	50 x 3.6 mm (2 x 1.8 layer)		E 120 U/C, E 120 C/C EI 90 U/C, EI 90 C/C
Diameter up to 125 mm, wall thickness 3.7 – 7.4 mm	50 x 5.4 mm (3 x 1.8 layer)		EI 120 U/C, EI 120 C/C
Diameter up to 160 mm, wall thickness 3.2 - 9.5 mm	50 x 7.2 mm (4 x 1.8 layer)		EI 60 U/C, EI 60 C/C
PE pipes according to EN 1519-1, EN 12201-2 and EN 12006-1, ABS according to EN 1455-1 and pipes made from SAN+PVC according to EN 1565-1			
Diameter up to 40 mm, wall thickness 3.2 – 3.7 mm	50 x 1.8 mm (1 layer)	1 & 2 between PVC-U/PVC-C, PE/ABS/SAN+PVC and PP pipes in any combination	EI 120 U/C, EI 120 C/C
Diameter up to 110 mm, wall thickness 4.2 - 10 mm	50 x 3.6 mm (2 x 1.8 layer)		EI 60 U/C, EI 60 C/C
Diameter up to 125 mm, wall thickness 12 mm	50 x 5.4 mm (3 x 1.8 layer)		EI 120 U/C, EI 120 C/C
Diameter up to 160 mm, wall thickness 4.9 – 12.0 mm	50 x 7.2 mm (4 x 1.8 layer)		E 120 U/C, E 120 C/C
Diameter up to 160 mm, wall thickness 12.0 mm			EI 90 U/C, EI 90 C/C
PP pipes according to EN 1852-1: 2009			
Diameter up to 40 mm, wall thickness 4.0 – 5.5 mm	50 x 1.8 mm (1 layer)	1 & 2 between PVC-U/PVC-C, PE/ABS/SAN+PVC and PP pipes in any combination	EI 120 U/C, EI 120 C/C
Diameter up to 110 mm, wall thickness 6.6 mm	50 x 3.6 mm (2 x 1.8 layer)		E 120 U/C, E 120 C/C EI 90 U/C, EI 90 C/C
Diameter up to 125 mm, wall thickness 17.1 mm	50 x 5.4 mm (3 x 1.8 layer)		E 120 U/C, E 120 C/C EI 90 U/C, EI 90 C/C
Diameter up to 160 mm, wall thickness 4.0 - 21.9 mm	50 x 7.2 mm (4 x 1.8 layer)		E 120 U/C, E 120 C/C
Diameter up to 160 mm, wall thickness 21.9 mm			EI 60 U/C, EI 60 C/C

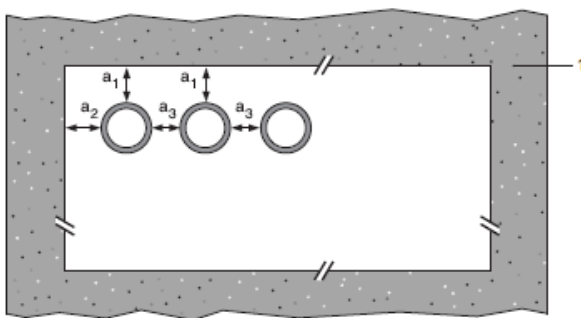
### A.5.8 Pipe penetration seal with 50 mm deep Sikacrete-630 Fire+ to both faces

**Penetration Seal:** CS (Continuous Sustained) insulated metallic pipes fitted at any position within the aperture (min. separation 30 mm from seal edges), min. 50 mm Sikacrete-630 Fire+ to both sides of the wall without backing\*. SikaSeal-629 Fire Wrap+ are required to be fitted to both faces of the seal.

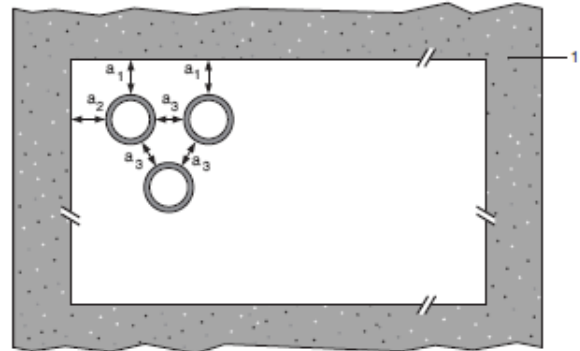
Construction details:



Configuration 1



Configuration 2



**Key**

- 1 Supporting construction
- a1 Pipe / top edge of seal separation
- a2 Pipe / side edge of seal separation
- a3 Pipe / pipe separation

\* Maximum seal size as section 2. 4)

**Declaration of Performance**

Sikacrete-630 Fire+  
20537727  
2021.12 , ver. 1  
1549

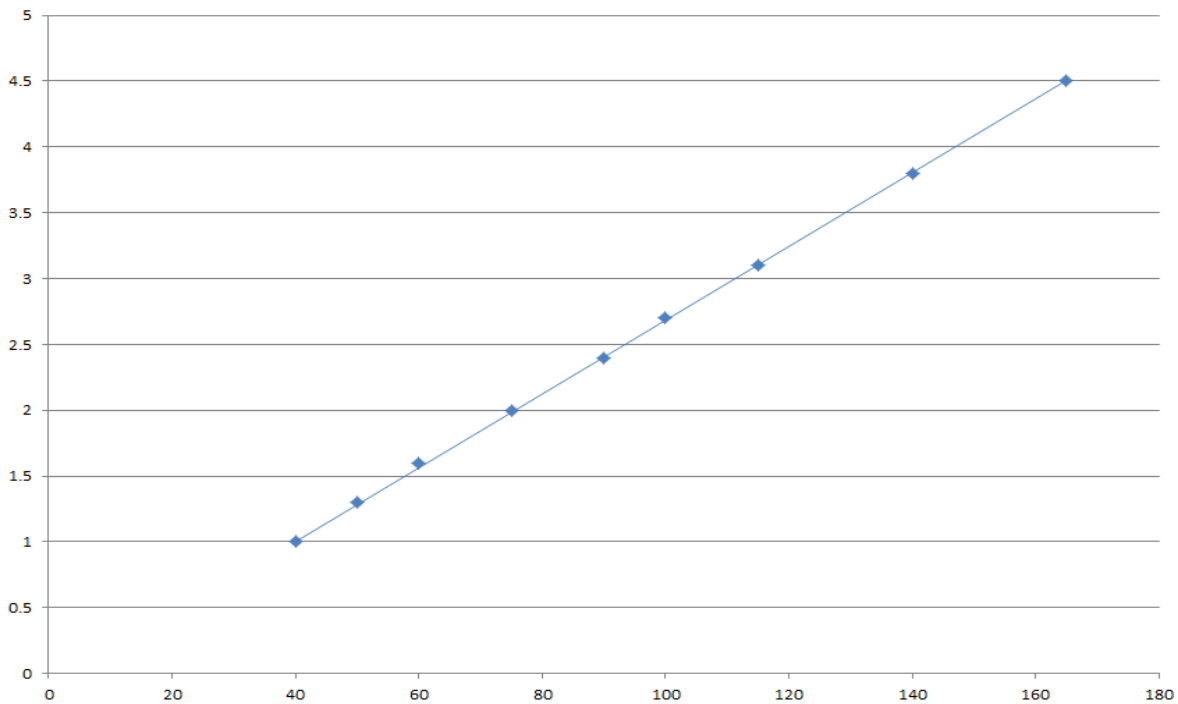
Template for translation. Only for internal use

### A.5.8.1 Double side penetration seal with pipes

Services	Wrap	Insulation	Classification
Mild or stainless steel pipe	2 off 50 x 3.6 mm SikaSeal-629 Fire Wrap+, one fitted flush to each face of seal	13 -32 mm Elastomeric insulation minimum class B-s3,d0 or PE Foam insulation	<b>E 120 C/U, EI 60 C/U</b>
40 mm diameter/1-14.2 mm wall*			
50 mm diameter/1.3-14.2 mm wall*			
60 mm diameter/1.6-14.2 mm wall*			
75 mm diameter/2-14.2 mm wall*			
90 mm diameter/2.4-14.2 mm wall*			
100 mm diameter/2.7-14.2 mm wall*			
115 mm diameter/3.1-14.2 mm wall*			
140 mm diameter/3.8-14.2 mm wall*			
165 mm diameter/ 4.5-14.2 mm wall*			

\* Typical pipe diameters shown, see below graph for intermediate sizes

**Pipe diameter vs Wall thickness**

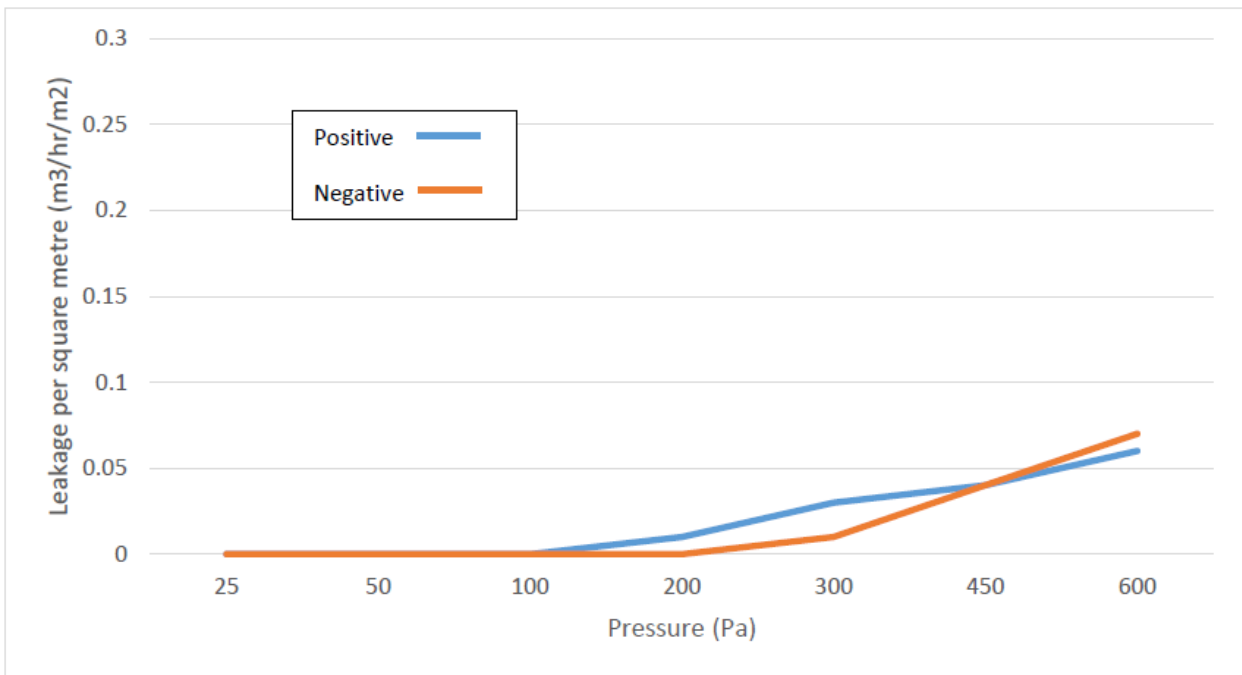


**Declaration of Performance**  
 Sikacrete-630 Fire+  
 20537727  
 2021.12 , ver. 1  
 1549

Template for translation. Only for  
 internal use

# 1 ANNEX B – AIR PERMEABILITY – SIKACRETE-630 FIRE+

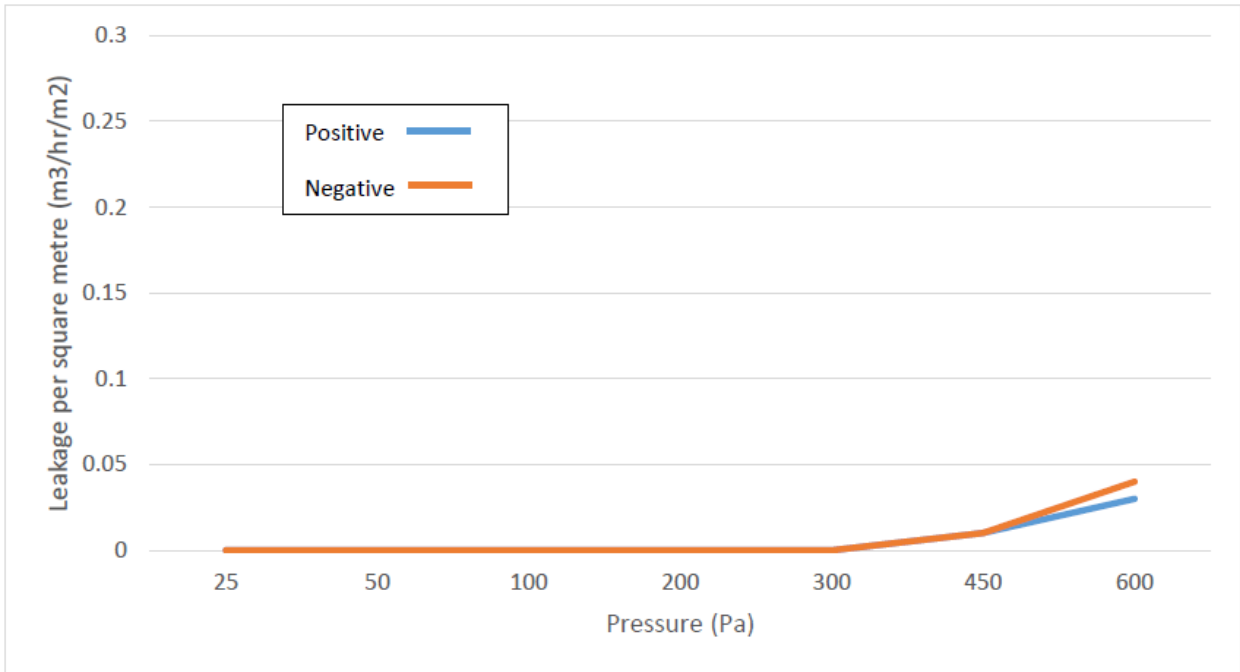
Product tested	1200 mm high x 600 mm wide x 50 mm deep Sikacrete-630 Fire+		
Summary of testing procedure		Result	
	Pressure (Pa)	Leakage (m <sup>3</sup> /h)	Leakage (m <sup>3</sup> /m <sup>2</sup> /h)
Results under negative chamber pressure	25	0.00	0.00
	50	0.00	0.00
	100	0.00	0.00
	200	0.00	0.00
	300	0.01	0.01
	450	0.03	0.04
	600	0.05	0.07
Results under positive chamber pressure	25	0.00	0.00
	50	0.00	0.00
	100	0.00	0.00
	200	0.01	0.01
	300	0.02	0.03
	450	0.03	0.04
	600	0.04	0.06



**Declaration of Performance**  
 Sikacrete-630 Fire+  
 20537727  
 2021.12 , ver. 1  
 1549

Template for translation. Only for  
 internal use

Product tested	600 mm high x 600 mm wide x 100 mm deep Sikacrete-630 Fire+ inc. 110 mm plastic pipe with 2no layers 50 mm x 1.8 mm SikaSeal-629 Fire Wrap+ cast to one face in centre of seal		
Summary of testing procedure		Result	
	Pressure (Pa)	Leakage (m <sup>3</sup> /h)	Leakage (m <sup>3</sup> /m <sup>2</sup> /h)
Results under negative chamber pressure	25	0.00	0.00
	50	0.00	0.00
	100	0.00	0.00
	200	0.00	0.00
	300	0.00	0.00
	450	0.01	0.01
	600	0.03	0.04
Results under positive chamber pressure	25	0.00	0.00
	50	0.00	0.00
	100	0.00	0.00
	200	0.00	0.00
	300	0.00	0.00
	450	0.01	0.01
	600	0.02	0.03



---

**8 APPROPRIATE TECHNICAL DOCUMENTATION AND/OR -  
SPECIFIC TECHNICAL DOCUMENTATION**

---

The performance of the product identified above is in conformity with the set of declared performance/s. This declaration of performance is issued, in accordance with Regulation (EU) No 305/2011, under the sole responsibility of the manufacturer identified above.

Signed for and on behalf of the manufacturer by:

---

Name: Anders Beier  
Function: General Manager  
At Farum on 3 May 2022

Name: Stan Petersen  
Function: Head Distribution  
At Farum on 3 May 2022



.....




.....

---

End of information as required by Regulation (EU) No 305/2011

## FULL CE MARK

 21
Sika Services AG, Zurich, Switzerland
20537727
Resistance to fire - Annex A
Resistance to fire – Annex B
Mechanical resistance and stability / Resistance to impact/movement / Adhesion - Suitable for use in walls and floors in Zone Types I, II, III & IV*
Durability Z <sub>2</sub>
Airborne sound insulation - Rw 48 (-1;-3) dB

\*) at dimensions up to 2.4 and with soft and hard body impact

### 2.4 Specification of the intended uses of the product in accordance with the applicable European Assessment Document (Hereinafter EAD): EAD 350454-00-1104

The system Sikacrete-630 Fire+ may be used to seal apertures in the separating element up to 2400 mm wide by 1200 mm high in a wall, and 2400 mm by 1200 mm in a floor. The additional sizes that are permitted in floors are:

Width (mm)	Length (mm)
1100	2900
1000	4000
900	7000
≤ 800	∞ (infinite)

The minimum permitted separation between adjacent seals/apertures is 200 mm. Services within the system Sikacrete-630 Fire+ seal do not require a minimum separation, except where specifically detailed in Annex A.

#### Declaration of Performance

Sikacrete-630 Fire+  
20537727  
2021.12 , ver. 1  
1549

Template for translation. Only for  
internal use

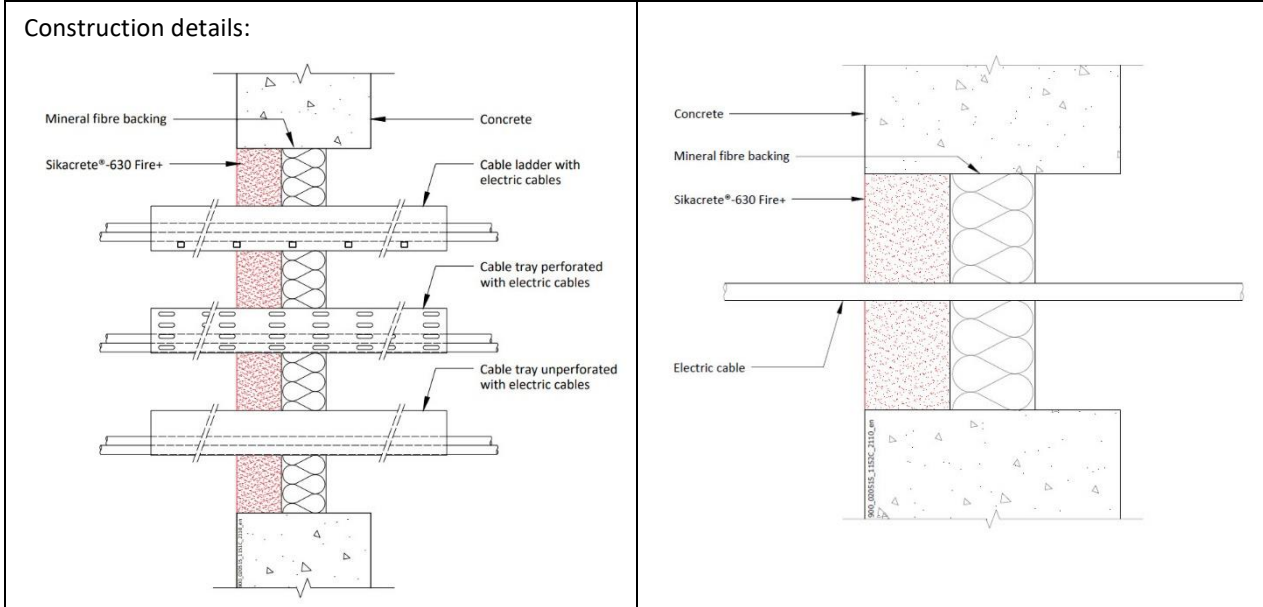


## ANNEX A – RESISTANCE TO FIRE CLASSIFICATION – SIKACRETE-630 FIRE+

### A.1 Rigid wall constructions according to 1.2.1 with wall thickness of minimum 150 mm

#### A.1.1 Cable penetration seal with 50 mm deep Sikacrete-630 Fire+ backed with mineral fibre board

**Penetration Seal:** Cables fitted at any position within the aperture (min. separation 25 mm from seal edges), with min. 50 mm Sikacrete-630 Fire+ to either side of the wall (or at any position in between), backed with min. 50 mm stone wool board min. 150 kg/m<sup>3</sup>.



#### A.1.1.1 Single side penetration seal with cables

Services	Maximum aperture	Classification
None (blank)	As section 2. 4)	E 180, EI 120
Single electrical cables up to 21 mm Ø		E 180, EI 60
Single electrical cables up to 21 mm Ø	80 x 80 mm	E 240, EI 60
Electrical cables up to 21 mm Ø (single, bundled and on trays)	As section 2. 4)	E 180, EI 60
Electrical cables up to 50 mm Ø (single, bundled and on trays)		E 180, EI 45
Electrical cables up to 80 mm Ø (single, bundled and on trays)		E 120, EI 45
Telecommunication cables up to 21 mm Ø (single or bundles up to 100 mm Ø)		E 180, EI 90
Steel cable trays & ladders		E 180, EI 60
Non-sheathed wires up to 17 mm Ø		E 180, EI 45
Non-sheathed wires up to 24 mm Ø		E 180, EI 30
Copper conduits up to 16 mm Ø		E 180 C/U, EI 30 C/U
Steel conduits up to 16 mm Ø		E 180 C/U, EI 60 C/U
PVC conduits up to 16 mm Ø		E 180 C/U, E 180 C/C, EI 60 C/U, EI 60 C/C

#### Declaration of Performance

Sikacrete-630 Fire+  
20537727  
2021.12 , ver. 1  
1549

Template for translation. Only for internal use

### A.1.2 Pipe penetration seal with 50 mm deep Sikacrete-630 Fire+ backed with mineral fibre board

**Penetration Seal:** CS (Continuous Sustained) insulated metallic pipes fitted at any position within the aperture (min. separation 30 mm from seal edges, with min. 50 mm Sikacrete-630 Fire+ to either sides of the wall (or any position in between), backed with min. 50 mm stone wool min. 150 kg/m<sup>3</sup>).

Construction details:

Configuration 1	Configuration 2
<p><b>Key</b></p> <p>1 Supporting construction</p> <p>a1 Pipe / top edge of seal separation</p> <p>a2 Pipe / side edge of seal separation</p> <p>a3 Pipe / pipe separation</p>	

#### A.1.2.1 Single side penetration seal with pipes

Services	Maximum aperture	Insulation	Classification
Steel pipes 219 diameter/ 5-14.2 mm wall	As section 2. 4)	30 mm stone wool min. 80 kg/m <sup>3</sup>	E 120 C/U, EI 90 C/U

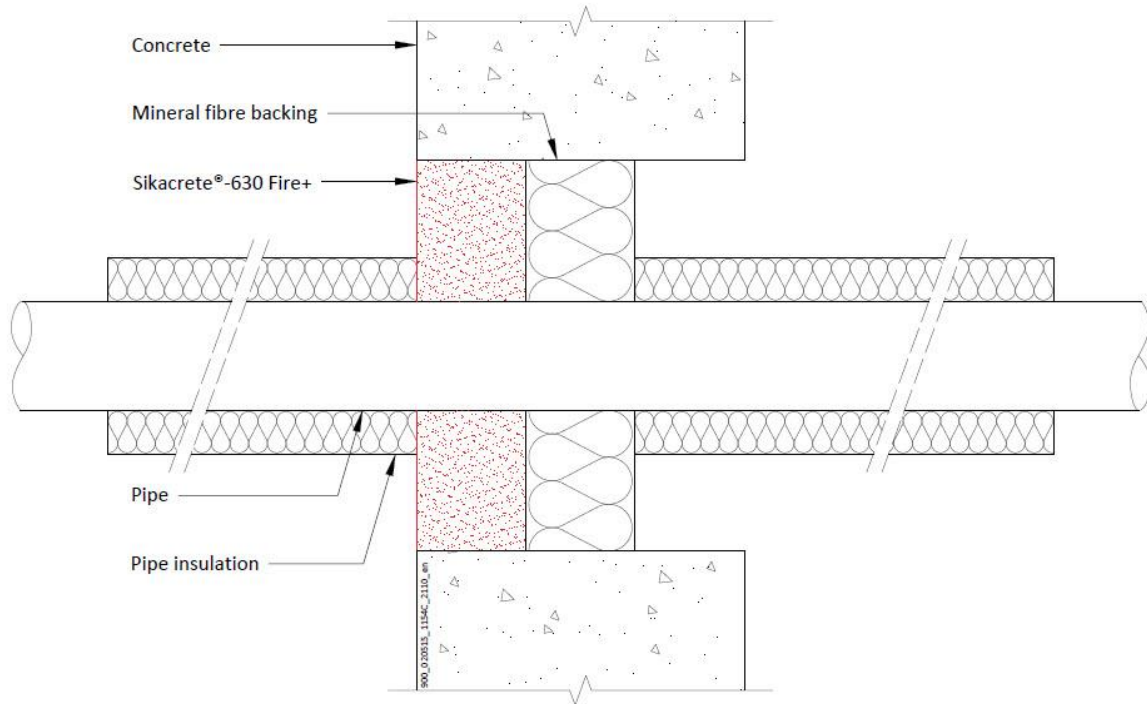
**Declaration of Performance**  
 Sikacrete-630 Fire+  
 20537727  
 2021.12 , ver. 1  
 1549

Template for translation. Only for  
 internal use

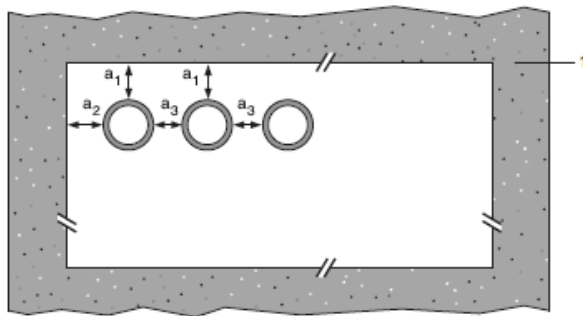
### A.1.3 Pipe penetration seal with 50 mm deep Sikacrete-630 Fire+ backed with mineral fibre board

**Penetration Seal:** LI (Local Interrupted) or CI (Continuous Interrupted) insulated metallic and composite pipes fitted at any position within the aperture (min. separation 30 mm from seal edges, with min. 50 mm Sikacrete-630 Fire+ to either sides of the wall (or any position in between), backed with min. 50 mm stone wool min. 150 kg/m<sup>3</sup>).

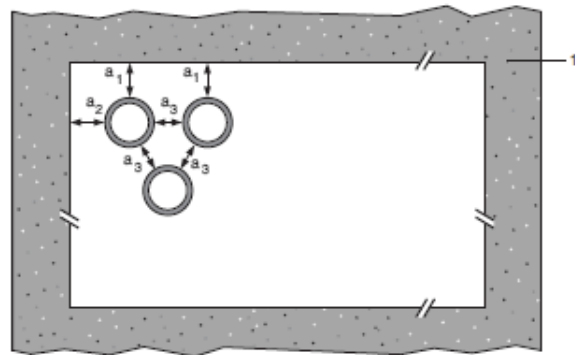
Construction details:



**Configuration 1**



**Configuration 2**



**Key**

- 1 Supporting construction
- a1 Pipe / top edge of seal separation
- a2 Pipe / side edge of seal separation
- a3 Pipe / pipe separation

**Declaration of Performance**  
 Sikacrete-630 Fire+  
 20537727  
 2021.12 , ver. 1  
 1549

Template for translation. Only for  
 internal use

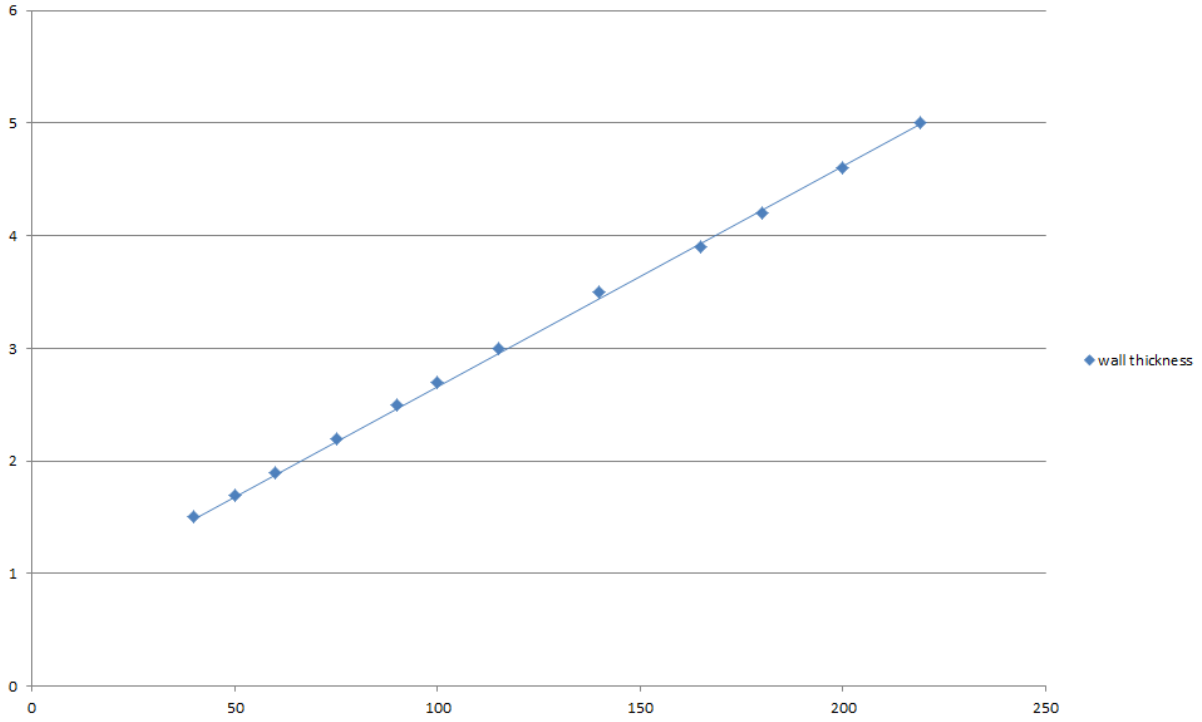
### A.1.3.1 Single side penetration seal with pipes

Services	Maximum aperture	Insulation, minimum length, thickness and density	Classification
Copper or steel pipes up to 12 mm diameter/ 0.9-5 mm wall	70 x 70 mm	1000 mm long, 20 mm stone wool 80 kg/m <sup>3</sup>	EI 240 C/C
Copper or steel pipes up to 54 mm diameter/ 1-14.2 mm wall	115 x 115 mm	1000 mm long, 20 mm stone wool 80 kg/m <sup>3</sup>	E 240 C/C, EI 120 C/C
Copper or steel pipes up to 54 mm diameter/ 1-14.2 mm wall	As section 2. 4)	1000 mm long, 20 mm stone wool 80 kg/m <sup>3</sup>	E 180 C/C, EI 120 C/C
75 mm Alupex composite pipes with 7.5 mm wall		600 mm long, 32 mm Elastomeric insulation minimum class B-s3,d0	EI 60 C/C

Services	Maximum aperture	Insulation, minimum length, thickness and density	Classification
Mild or stainless steel pipes			
40 mm diameter/1.5-14.2 mm wall*	100 x 100 mm	1000 mm long, 20 mm Stone wool insulation 80 kg/m <sup>3</sup>	EI 240 C/U
40 mm diameter/1.5-14.2 mm wall*	As section 2. 4)	1000 mm long, 30 mm Stone wool insulation 80 kg/m <sup>3</sup>	E 180 C/U, EI 120 C/U
40 mm diameter/1.5-14.2 mm wall*			E 120 C/U, EI 90 C/U
50 mm diameter/1.7-14.2 mm wall*			
60 mm diameter/1.9-14.2 mm wall*			
75 mm diameter/2.2-14.2 mm wall*			
90 mm diameter/2.5-14.2 mm wall*			
100 mm diameter/2.7-14.2 mm wall*			
115 mm diameter/3-14.2 mm wall*			
140 mm diameter/3.5-14.2 mm wall*			
165 mm diameter/ 3.9-14.2 mm wall*			
180 mm diameter/ 4.2-14.2 mm wall*			
200 mm diameter/ 4.6-14.2 mm wall*			
219 mm diameter/ 5.0-14.2 mm wall*			

\* Typical pipe diameters shown, see below graph for intermediate sizes

Pipe diameter vs Wall thickness



**Declaration of Performance**  
Sikacrete-630 Fire+  
20537727  
2021.12 , ver. 1  
1549

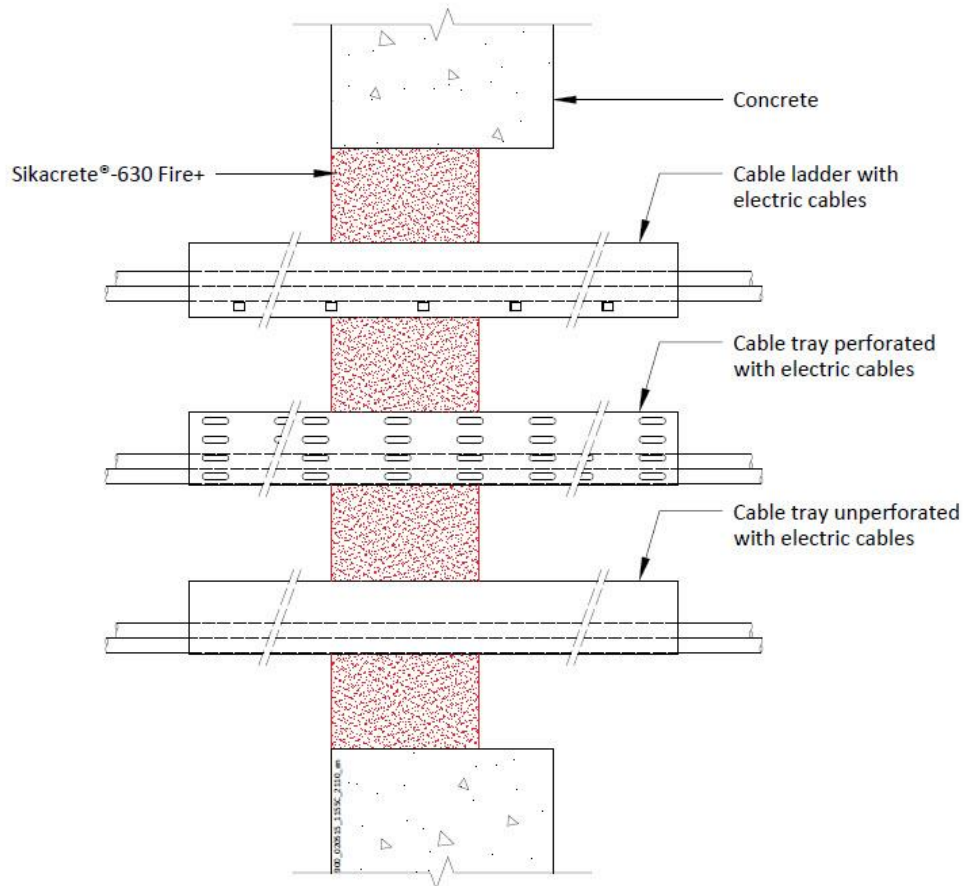
Template for translation. Only for  
internal use



#### A.1.4 Cable penetration seal with 100 mm deep Sikacrete-630 Fire+

**Penetration Seal:** Cables fitted at any position within the aperture (min. separation 25 mm from seal edges), with min. 100 mm Sikacrete-630 Fire+ to either side of the wall (or at any position in between).

Construction details:



##### A.1.4.1 Single side penetration seal with cables

Services	Maximum aperture	Classification
None (blank)	As section 2. 4)	EI 240
Electrical cables up to 21 mm $\varnothing$ (single, bundled and on trays)		E 240, EI 60
Electrical cables up to 80 mm $\varnothing$ (single, bundled and on trays)		EI 120
Cables up to 21mm $\varnothing$ in tied bundles up to 100mm $\varnothing$		E 120, EI 60
Steel cable trays & ladders		E 180 C/U, EI 30 C/U
Non-sheathed cables up to 24 mm $\varnothing$		E 180 C/U, EI 60 C/U
Copper conduits up to 16 mm $\varnothing$		EI 240 C/U, EI 240 C/C
Steel conduits up to 16 mm $\varnothing$		
PVC conduits up to 16 mm $\varnothing$		

#### Declaration of Performance

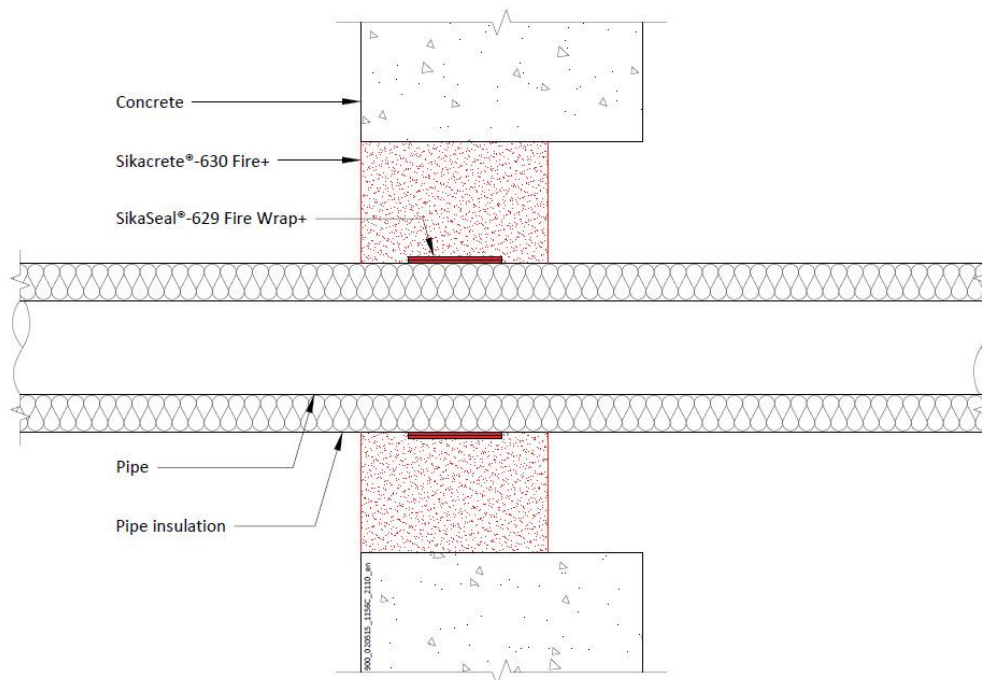
Sikacrete-630 Fire+  
20537727  
2021.12 , ver. 1  
1549

Template for translation. Only for internal use

### A.1.5 Pipe penetration seal with 100 mm deep Sikacrete-630 Fire+

**Penetration Seal:** CS (Continuous Sustained) insulated metallic pipes fitted at any position within the aperture (min. separation 10 mm from seal edges), with min. 100 mm Sikacrete-630 Fire+ to either side of the wall. SikaSeal-629 Fire Wrap+ are required to be centrally within the seal for pipes with combustible insulation. Maximum seal size as section 2. 4).

Construction details:



#### A.1.5.1 Single side penetration seal with pipes

Services	Wrap	Insulation	Classification
Mild or stainless steel pipes			
40 mm diameter/1.5-14.2 mm wall	1 off 50 x 3.6mm SikaSeal-629 Fire Wrap+, fitted central	13 mm Elastomeric insulation minimum class B-s3,d0	EI 240 C/U
165 mm diameter/4.5-14.2 mm wall		9 mm Elastomeric insulation minimum class B-s3,d0	E 240 C/U, EI 30 C/U
40 mm diameter/1.5-14.2 mm wall*	1 off 50 x 1.8mm SikaSeal-629 Fire Wrap+, fitted central	13 -19 mm Elastomeric insulation minimum class B-s3,d0	E 240 C/U, EI 60 C/U
50 mm diameter/1.6-14.2 mm wall*			
60 mm diameter/1.7-14.2 mm wall*			
75 mm diameter/1.9-14.2 mm wall*			
90 mm diameter/2-14.2 mm wall*			
100 mm diameter/2.1-14.2 mm wall*			
115 mm diameter/2.3-14.2 mm wall*			
140 mm diameter/2.6-14.2 mm wall*			
165 mm diameter/2.8-14.2 mm wall*			

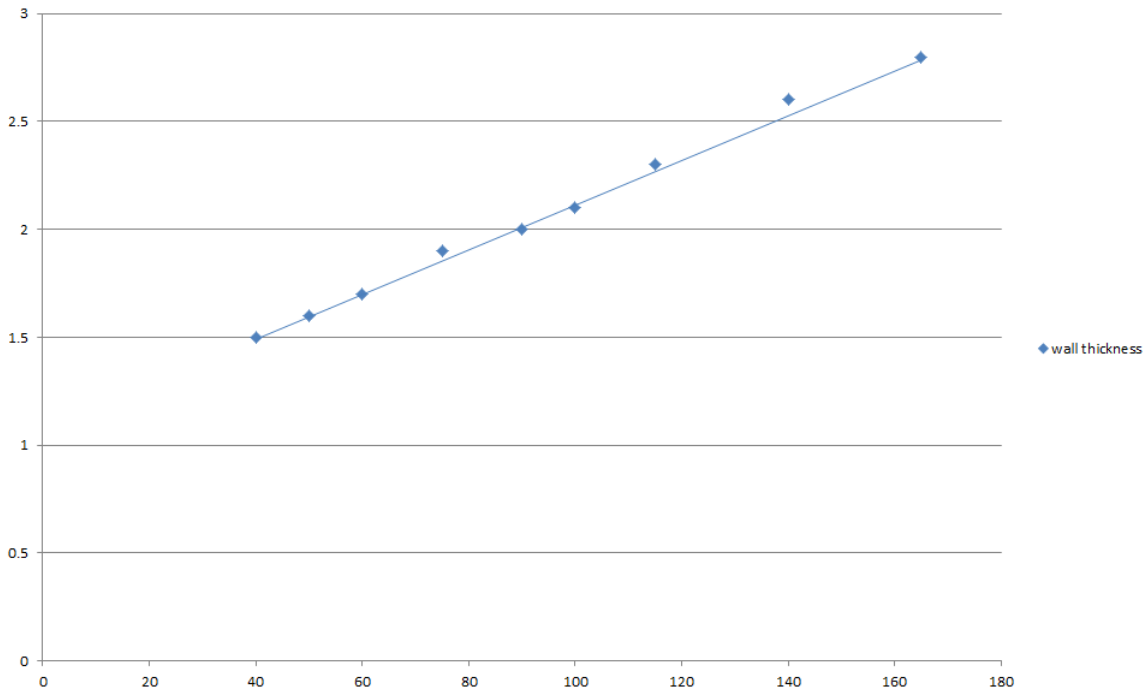
#### Declaration of Performance

Sikacrete-630 Fire+  
20537727  
2021.12 , ver. 1  
1549

Template for translation. Only for internal use

\* Typical pipe diameters shown, see below graph for intermediate sizes

**Pipe diameter vs Wall thickness**



Services	Wrap	Insulation	Classification
Mild or stainless steel pipes			
40 mm diameter/1.5-14.2 mm wall*	1 off 50 x 3.6mm SikaSeal-629 Fire Wrap+, fitted central	13-25 mm Elastomeric insulation minimum class B-s3,d0	<b>E 180 C/U, EI 60 C/U</b>
50 mm diameter/1.8-14.2 mm wall*			
60 mm diameter/2-14.2 mm wall*			
75 mm diameter/2.3-14.2 mm wall*			
90 mm diameter/2.7-14.2 mm wall*			
100 mm diameter/2.9-14.2 mm wall*			
115 mm diameter/3.3-14.2 mm wall*			
140 mm diameter/3.9-14.2 mm wall*			
165 mm diameter/4.5-14.2 mm wall*			

\* Typical pipe diameters shown, see below graph for intermediate sizes

**Declaration of Performance**

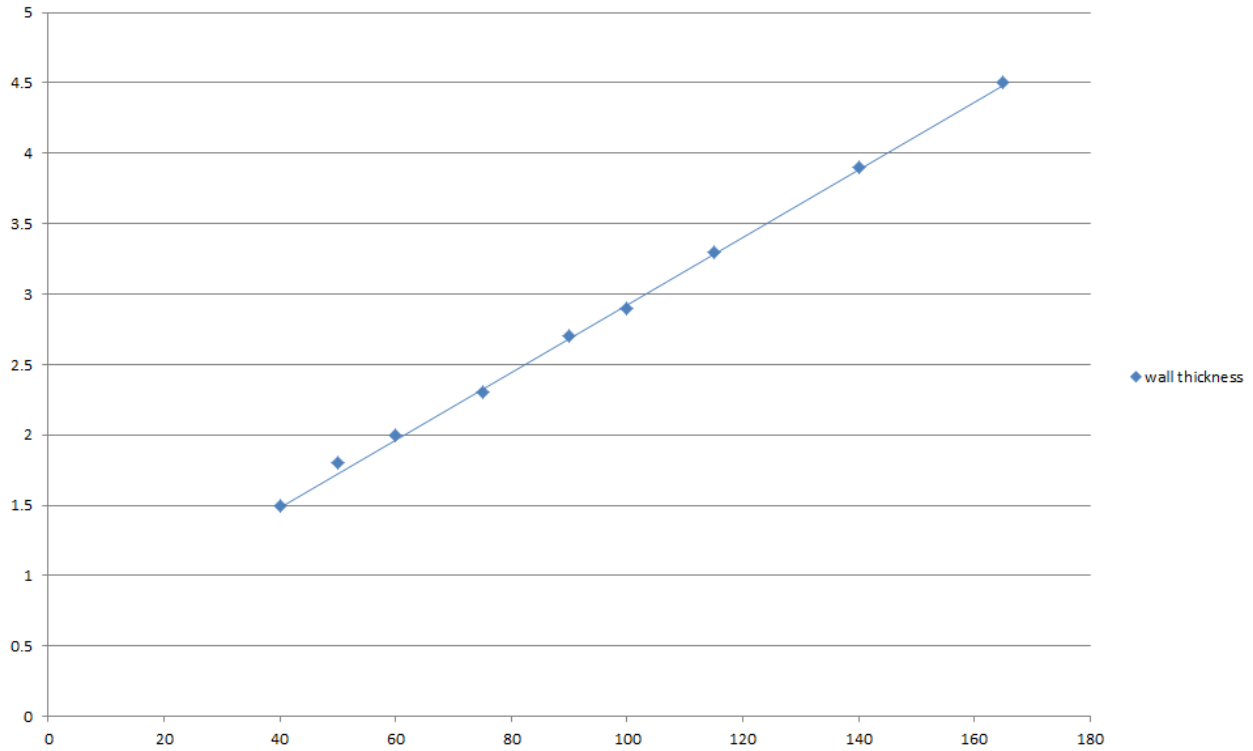
Sikacrete-630 Fire+  
20537727  
2021.12 , ver. 1  
1549

Template for translation. Only for internal use





Pipe diameter vs Wall thickness



**Declaration of Performance**  
Sikacrete-630 Fire+  
20537727  
2021.12 , ver. 1  
1549

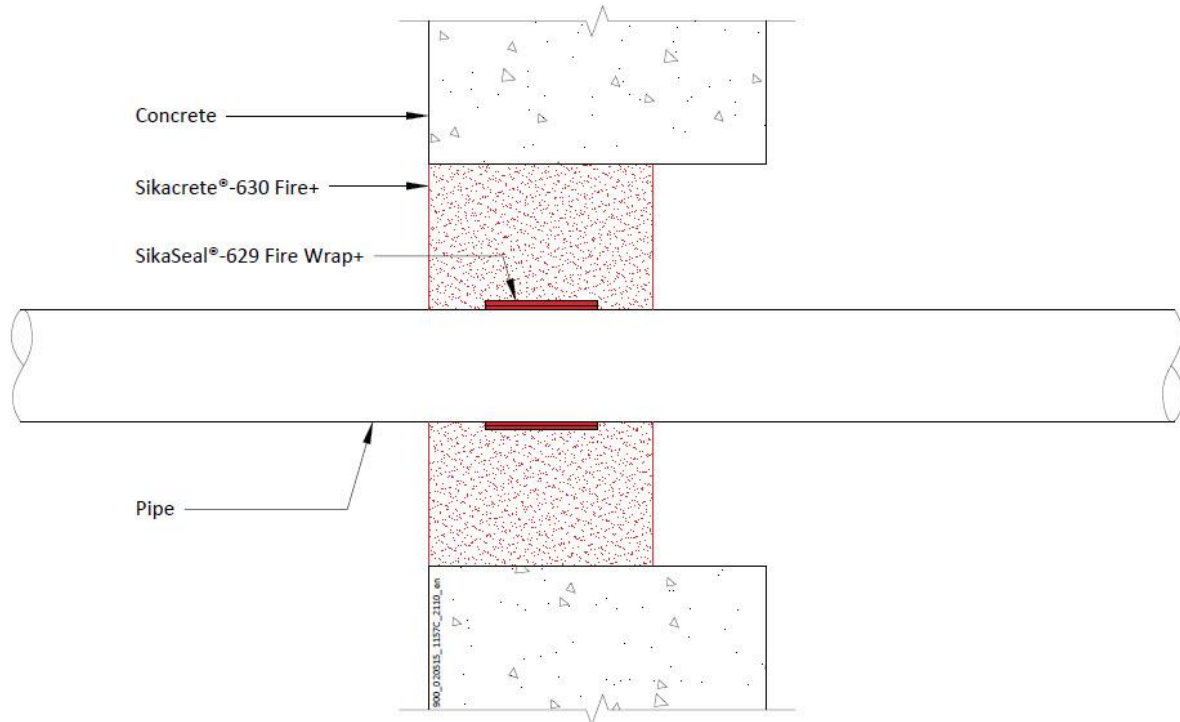
Template for translation. Only for  
internal use



### A.1.6 Pipe penetration seal with 100 mm deep Sikacrete-630 Fire+

**Penetration Seal:** plastic pipes fitted at any position within the aperture (min. separation 10 mm from seal edges), with min. 100 mm Sikacrete-630 Fire+ to either side of the wall. SikaSeal-629 Fire Wrap+ are required to be centrally within the seal. Maximum seal size as section 2. 4).

Construction details:



#### A.1.6.1 Single side penetration seal with pipes

Services	Wrap	Insulation	Classification
PVC-U pipes according to EN 1329-1, EN 1452-2 and EN 1453-1, PVC-C according to EN 1566-1			
315 mm diameter/9.2 mm wall	1 off 75 x 18 mm SikaSeal-629 Fire Wrap+, fitted central	None	EI 120 C/C

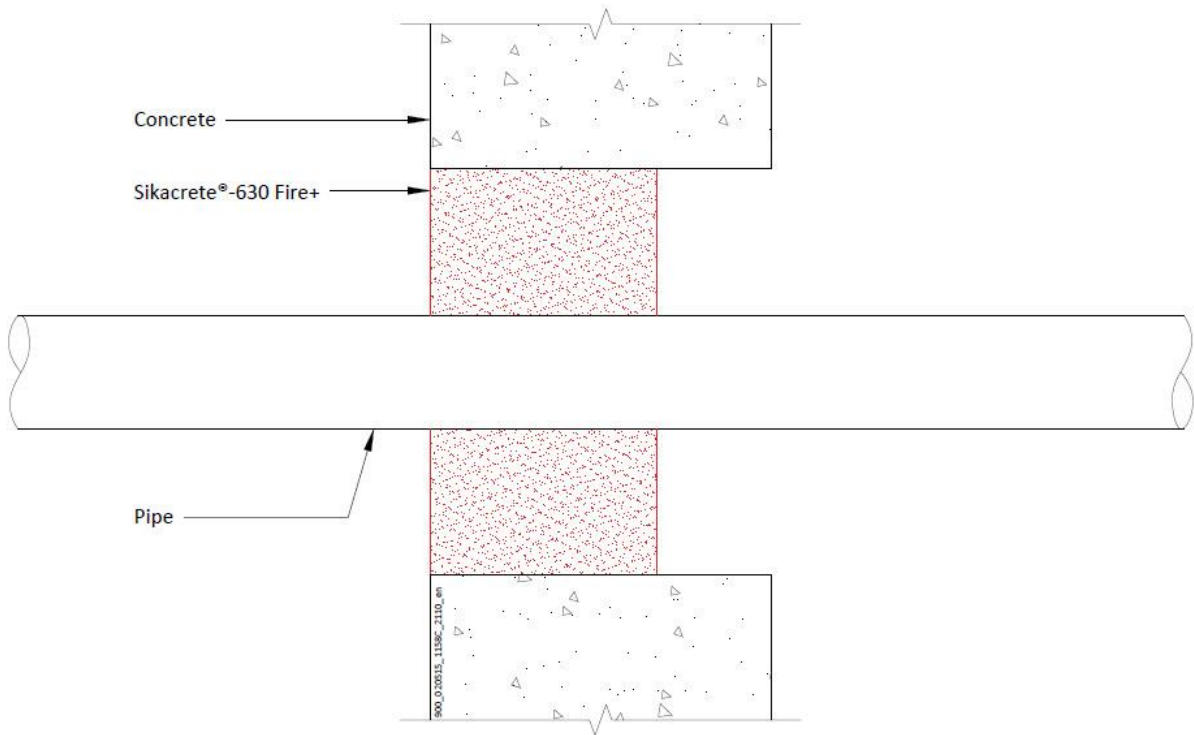
**Declaration of Performance**  
Sikacrete-630 Fire+  
20537727  
2021.12 , ver. 1  
1549

Template for translation. Only for internal use

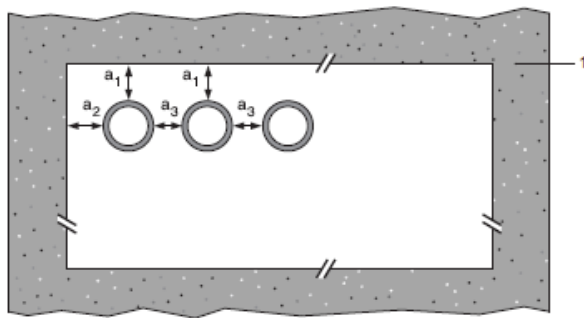
### A.1.7 Pipe penetration seal with 100 mm deep Sikacrete-630 Fire+

**Penetration Seal:** Combustible pipes sealed with Sikacrete-630 Fire+, to either side of the wall. Minimum separation between pipes of 30 mm ( $a_3$ ) and from seal edges 30 mm ( $a_1$  &  $a_2$ ). Maximum seal size as section 2. 4).

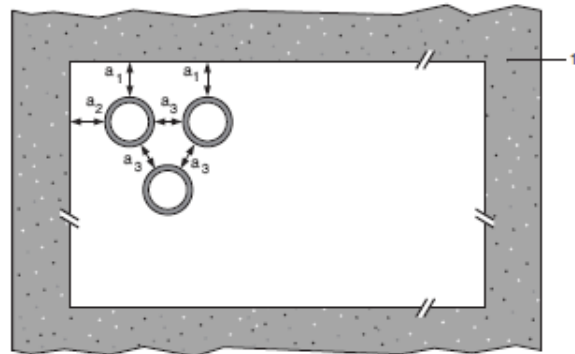
Construction details:



**Configuration 1**



**Configuration 2**



**Key**

- 1 Supporting construction
- a1 Pipe / top edge of seal separation
- a2 Pipe / side edge of seal separation
- a3 Pipe / pipe separation

**Declaration of Performance**  
 Sikacrete-630 Fire+  
 20537727  
 2021.12 , ver. 1  
 1549

Template for translation. Only for  
 internal use

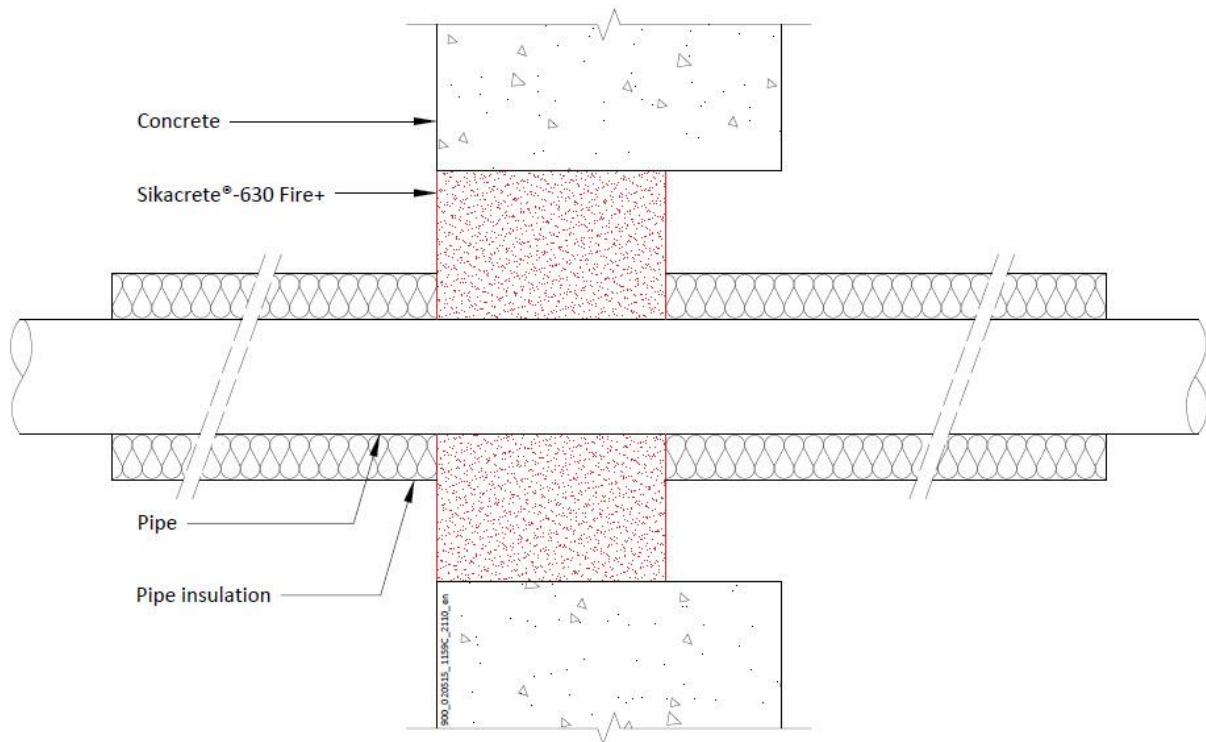
### A.1.7.1 Single side penetration seal with pipes

Services	Seal Depth, minimum	Permitted configuration for seal separation	Classification
PVC-U pipes according to EN 1329-1, EN 1452-2 and EN 1453-1^, PVC-C according to EN 1566-1			
Diameter up to 32 mm, wall thickness 1.6 – 2.4 mm	100 mm	1 & 2	EI 120 U/C, C/C
PE pipes according to EN 1519-1, EN 12201-2 and EN 12006-1 <sup>§</sup> , ABS according to EN 1455-1 and pipes made from SAN+PVC according to EN 1565-1			
Diameter up to 32 mm, wall thickness 1.8 – 3.0 mm	100 mm	1 & 2	EI 120 U/C, C/C
PP pipes according to EN 1852-1: 2009			
Diameter up to 32 mm, wall thickness 1.9 – 4.4 mm	100 mm	1 & 2	EI 120 U/C, C/C

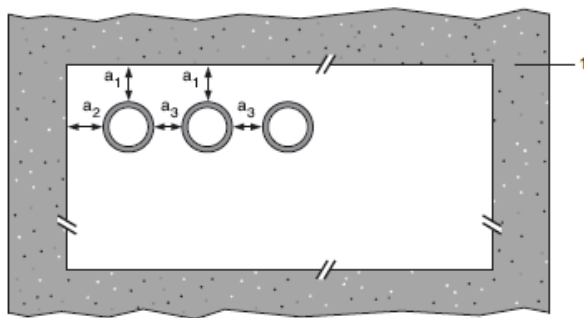
### A.1.8 Pipe penetration seal with 100 mm deep Sikacrete-630 Fire+

**Penetration Seal:** 1000 mm (min.) LI (Local Interrupted) or CI (Continuous Interrupted) insulated metallic pipes fitted at any position within the aperture (min. separation 20 mm from seal edges, with min. 100 mm Sikacrete-630 Fire+ to either sides of the wall (or any position in between))

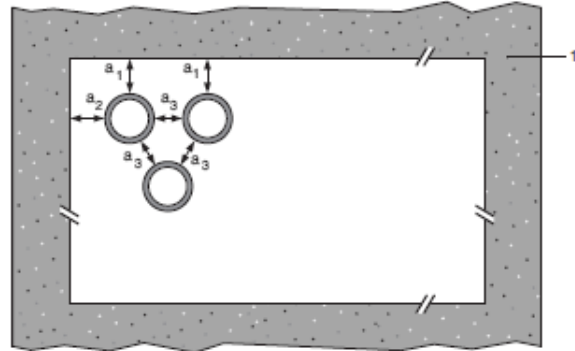
Construction details:



**Configuration 1**



**Configuration 2**



**Key**

- 1 Supporting construction
- a1 Pipe / top edge of seal separation
- a2 Pipe / side edge of seal separation
- a3 Pipe / pipe separation

**Declaration of Performance**  
 Sikacrete-630 Fire+  
 20537727  
 2021.12 , ver. 1  
 1549

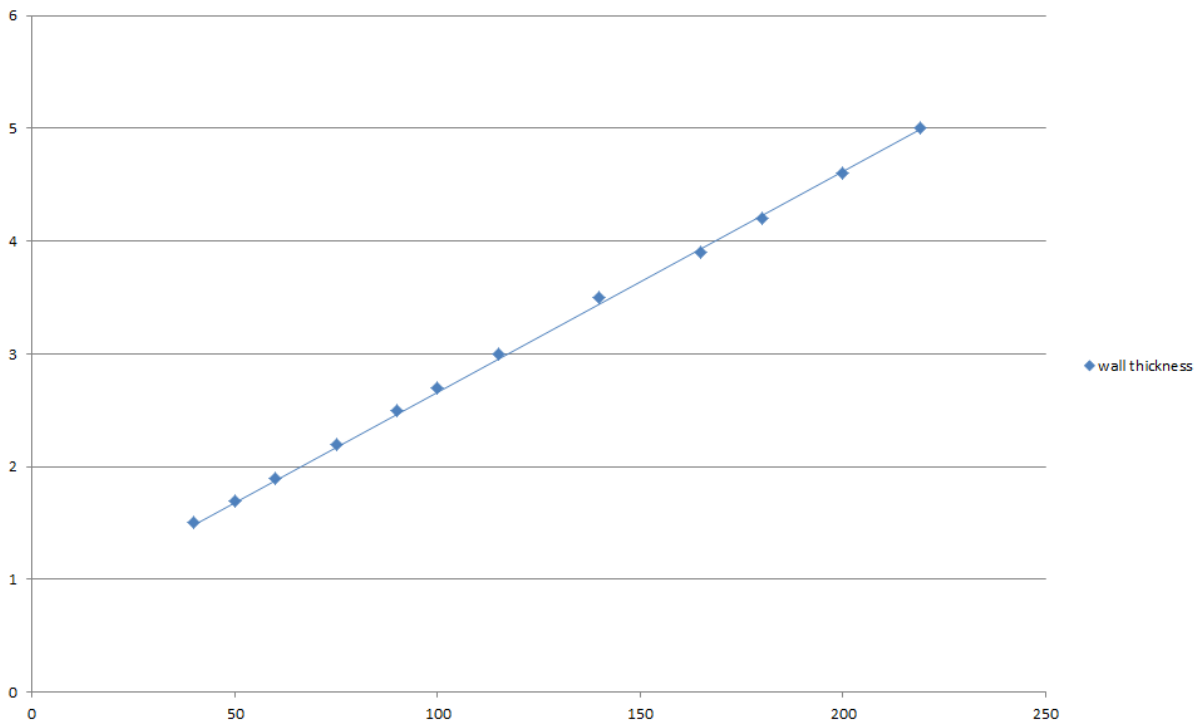
Template for translation. Only for  
 internal use

### A.1.8.1 Single side penetration seal with pipes

Services	Maximum aperture	Insulation, minimum thickness and density	Classification
Mild or stainless steel pipes			
40 mm diameter/1.5-14.2 mm wall*	As section 2. 4)	20 mm Stone wool insulation 80 kg/m <sup>3</sup>	EI 240 C/U
40 mm diameter/1.5-14.2 mm wall*		30 mm Stone wool insulation 80 kg/m <sup>3</sup>	E 240 C/U, EI 120 C/U
50 mm diameter/1.7-14.2 mm wall*			
60 mm diameter/1.9-14.2 mm wall*			
75 mm diameter/2.2-14.2 mm wall*			
90 mm diameter/2.5-14.2 mm wall*			
100 mm diameter/2.7-14.2 mm wall*			
115 mm diameter/3-14.2 mm wall*			
140 mm diameter/3.5-14.2 mm wall*			
165 mm diameter/ 3.9-14.2 mm wall*			
180 mm diameter/ 4.2-14.2 mm wall*			
200 mm diameter/ 4.6-14.2 mm wall*			
219 mm diameter/ 5.0-14.2 mm wall*			

\* Typical pipe diameters shown, see below graph for intermediate sizes

Pipe diameter vs Wall thickness



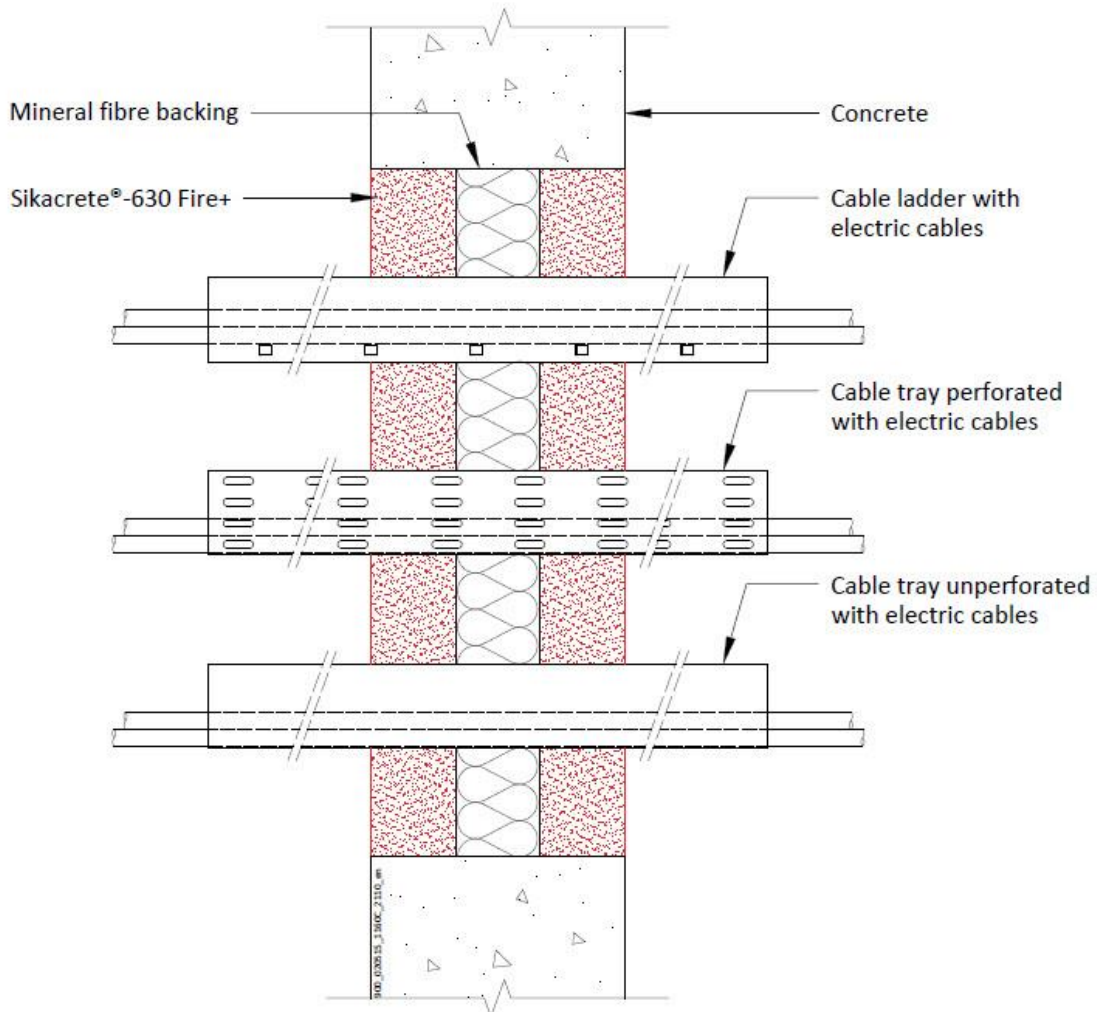
**Declaration of Performance**  
 Sikacrete-630 Fire+  
 20537727  
 2021.12 , ver. 1  
 1549

Template for translation. Only for  
 internal use

### A.1.9 Pipe penetration seal with 50 mm deep Sikacrete-630 Fire+ to both faces

**Penetration Seal:** Cables fitted with Sikacrete-630 Fire+ to both sides of the wall, backed with stone wool insulation board min. 150kg/m<sup>3</sup>. Maximum seal size as section 2. 4) and minimum separation between cables and the edge of the seal of 30 mm.

Construction details:



#### A.1.9.1 Single side penetration seal with pipes

Services	Mortar depth	Backing	Insulation	Classification
Blank seals	Min. 50 mm	Min. 50 mm Stone wool min. 150 kg/m <sup>3</sup>	None	EI 240
Electric cables up to 80 mm diameter, single or in a bundle.				E 240 EI 60
Steel cable trays and ladders up to 500 mm wide				EI 60
Telecoms cables up to 21 mm diameter, single or in a bundle up to 100 mm diameter				E 240 EI 120
Unsheathed wires up to 24 mm diameter				

#### Declaration of Performance

Sikacrete-630 Fire+  
20537727  
2021.12, ver. 1  
1549

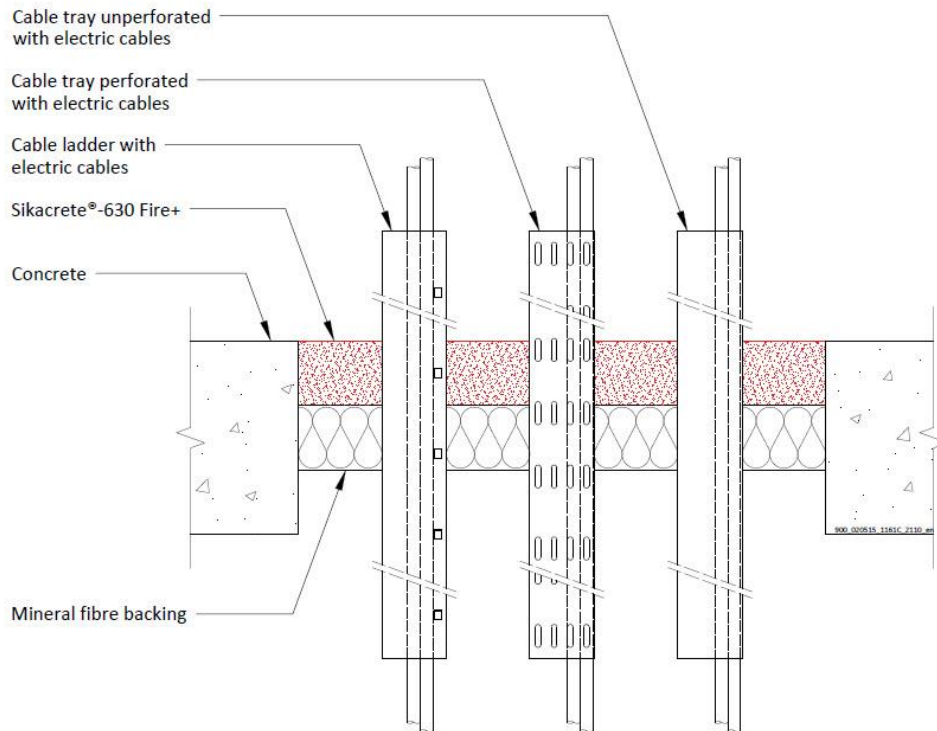
Template for translation. Only for internal use

## A.2 Rigid floor constructions according to 1.2.1 with floor thickness of minimum 100 mm

### A.2.1 Cable penetration seal with 50 mm deep Sikacrete-630 Fire+ backed with mineral fibre board

**Penetration Seal:** Cables fitted at any position within the aperture (min. separation 30 mm from seal edges), with min. 50 mm Sikacrete-630 Fire+ flush with the top of the floor, backed with min. 50 mm stone wool min. 150 kg/m<sup>3</sup>

Construction details:



#### A.2.1.1 Single side penetration seal with cables

Services	Maximum aperture	Classification
None (blank)	As section 2.4)	EI 180
Single* electrical cables up to 21 mm Ø		E 180, EI 90
Electrical cables up to 21 mm Ø (single, bundled and on trays)		E 180, EI 60
Electrical cables up to 80 mm Ø (single, bundled and on trays)		E 90, EI 45
Cables up to 21mm Ø in tied bundles up to 100mm Ø		EI 180
Steel cable trays & ladders		E 90, EI 60
Non-sheathed wires up to 17 mm Ø		E 180, EI 60
Non-sheathed wires up to 24 mm Ø		E 180, EI 30
PVC conduits up to 16 mm Ø		EI 180 C/U, EI 180 C/C

\* To be separated by at least 30 mm

#### Declaration of Performance

Sikacrete-630 Fire+  
20537727  
2021.12, ver. 1  
1549

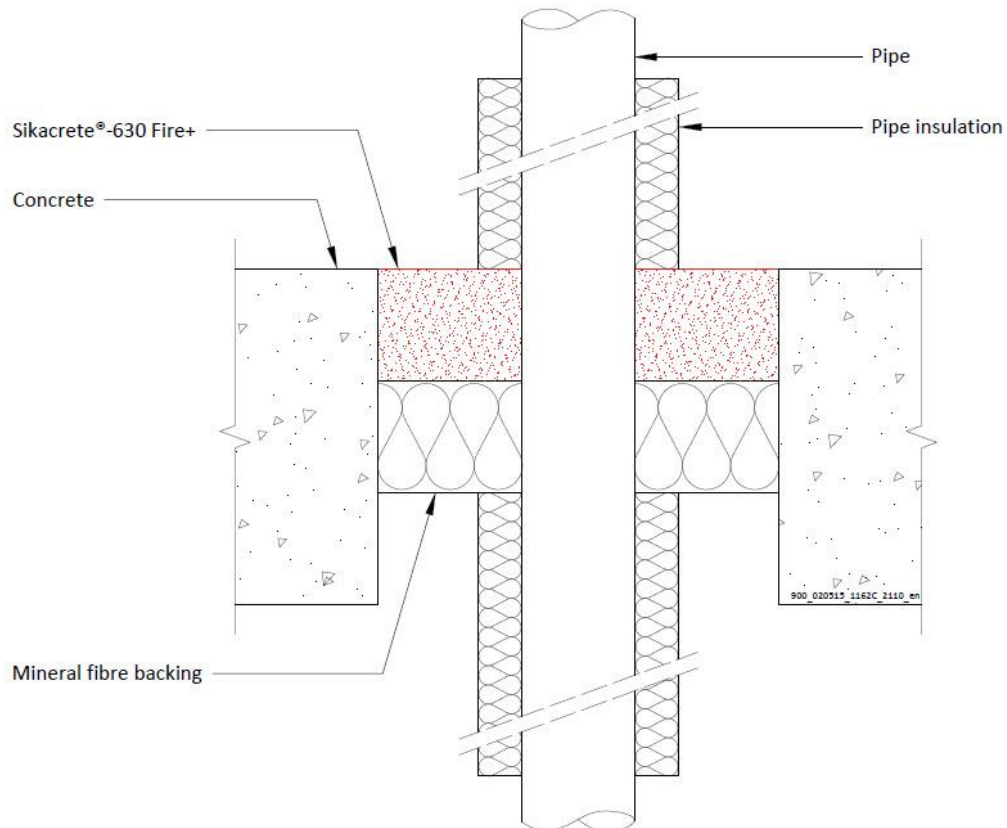
Template for translation. Only for internal use



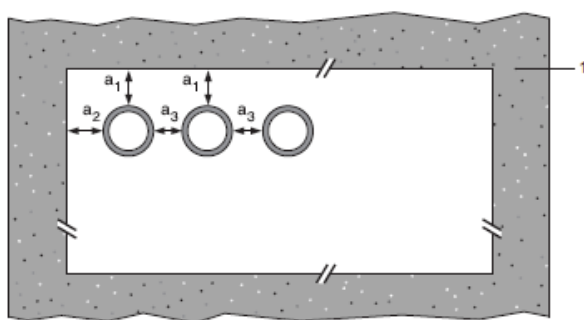
## A.2.2 Pipe penetration seal with 50 mm deep Sikacrete-630 Fire+ backed with mineral fibre board

**Penetration Seal:** 1000 mm (min.) LI (Local Interrupted) or CI (Continuous Interrupted) insulated metallic pipes fitted at any position within the aperture (min. separation 30 mm from seal edges, with min. 50 mm Sikacrete-630 Fire+ flush with the top of floor, backed with min. 50 mm stone wool min. 150 kg/m<sup>3</sup>)

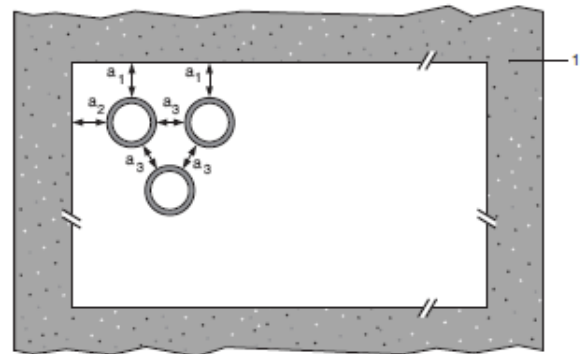
Construction details:



**Configuration 1**



**Configuration 2**



**Key**

- 1 Supporting construction
- a1 Pipe / top edge of seal separation
- a2 Pipe / side edge of seal separation
- a3 Pipe / pipe separation

**Declaration of Performance**

Sikacrete-630 Fire+  
20537727  
2021.12, ver. 1  
1549

Template for translation. Only for  
internal use

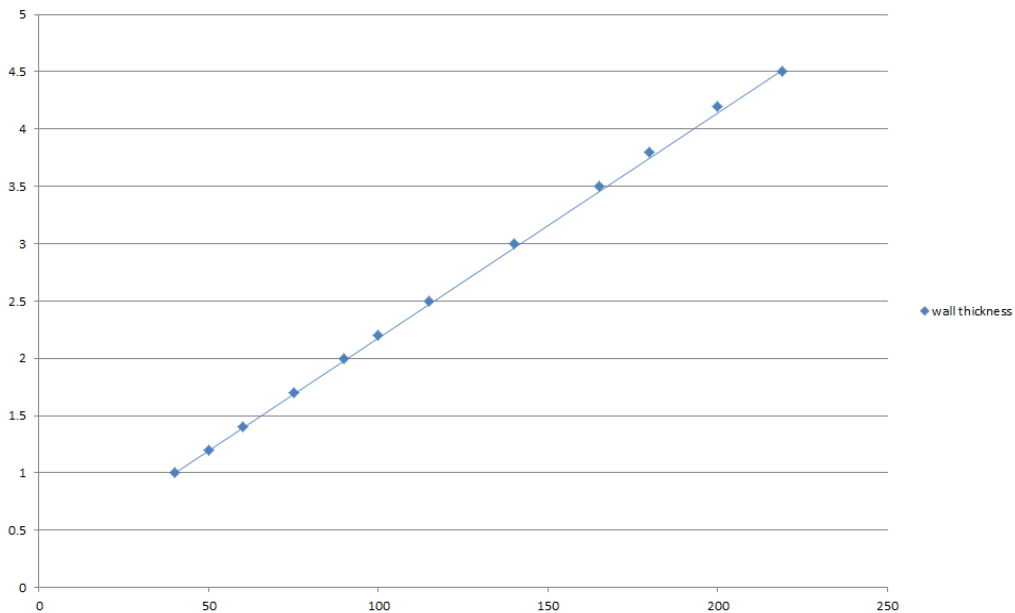
### A.2.2.1 Single side penetration seal with pipes

Services	Maximum aperture	Insulation, minimum thickness and density	Classification
Copper or steel pipes up to 12 mm diameter/ 1-5 mm wall	70 x 70 mm	20 mm stone wool 80 kg/m <sup>3</sup>	EI 240 C/C
Copper or steel pipes up to 54 mm diameter/ 1-14.2 mm wall	115 x 115 mm		E 240 C/C, EI 180 C/C
Copper or steel pipes up to 54 mm diameter/ 1-14.2 mm wall	As section 2. 4)		EI 180 C/C

Services	Maximum aperture	Insulation, minimum thickness and density	Classification
Mild or stainless steel pipes			
40 mm diameter/1-14.2 mm wall*	280 x 280 mm	20 mm Stone wool insulation 80 kg/m <sup>3</sup>	EI 240 C/U
40 mm diameter/1-14.2 mm wall*		30 mm Stone wool insulation 80 kg/m <sup>3</sup>	E 240 C/U, EI 90 C/U
50 mm diameter/1.2-14.2 mm wall*			
60 mm diameter/1.4-14.2 mm wall*			
75 mm diameter/1.7-14.2 mm wall*			
90 mm diameter/2-14.2 mm wall*			
100 mm diameter/2.2-14.2 mm wall*			
115 mm diameter/2.5-14.2 mm wall*			
140 mm diameter/3-14.2 mm wall*			
165 mm diameter/3.5-14.2 mm wall*			
180 mm diameter/3.8-14.2 mm wall*			
200 mm diameter/4.2-14.2 mm wall*			
219 mm diameter/4.5-14.2 mm wall*			

\* Typical pipe diameters shown, see below graph for intermediate sizes

Pipe diameter vs Wall thickness

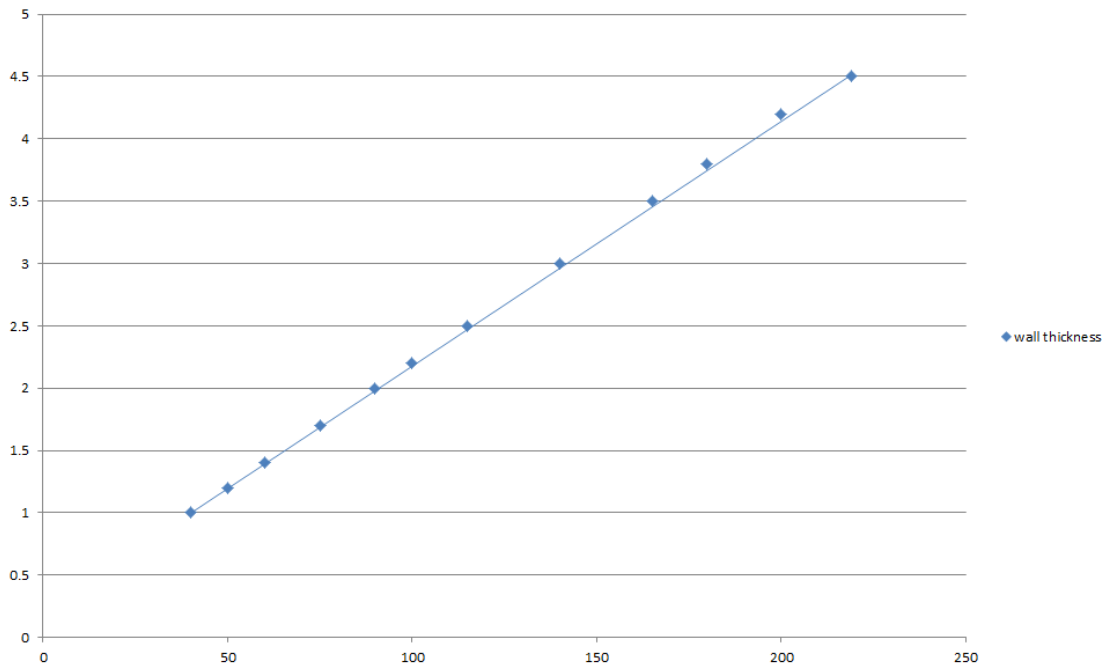


**Declaration of Performance**  
 Sikacrete-630 Fire+  
 20537727  
 2021.12 , ver. 1  
 1549

Template for translation. Only for  
 internal use

Services	Maximum aperture	Insulation, minimum thickness and density	Classification
Mild or stainless steel pipes			
40 mm diameter/1-14.2 mm wall*	As section 2. 4)	20 mm Stone wool insulation 80 kg/m <sup>3</sup>	EI 180 C/U
40 mm diameter/1-14.2 mm wall*		30 mm Stone wool insulation 80 kg/m <sup>3</sup>	E 180 C/U, EI 90 C/U
50 mm diameter/1.2-14.2 mm wall*			
60 mm diameter/1.4-14.2 mm wall*			
75 mm diameter/1.7-14.2 mm wall*			
90 mm diameter/2-14.2 mm wall*			
100 mm diameter/2.2-14.2 mm wall*			
115 mm diameter/2.5-14.2 mm wall*			
140 mm diameter/3-14.2 mm wall*			
165 mm diameter/3.5-14.2 mm wall*			
180 mm diameter/3.8-14.2 mm wall*			
200 mm diameter/4.2-14.2 mm wall*			
219 mm diameter/4.5-14.2 mm wall*			

Pipe diameter vs Wall thickness



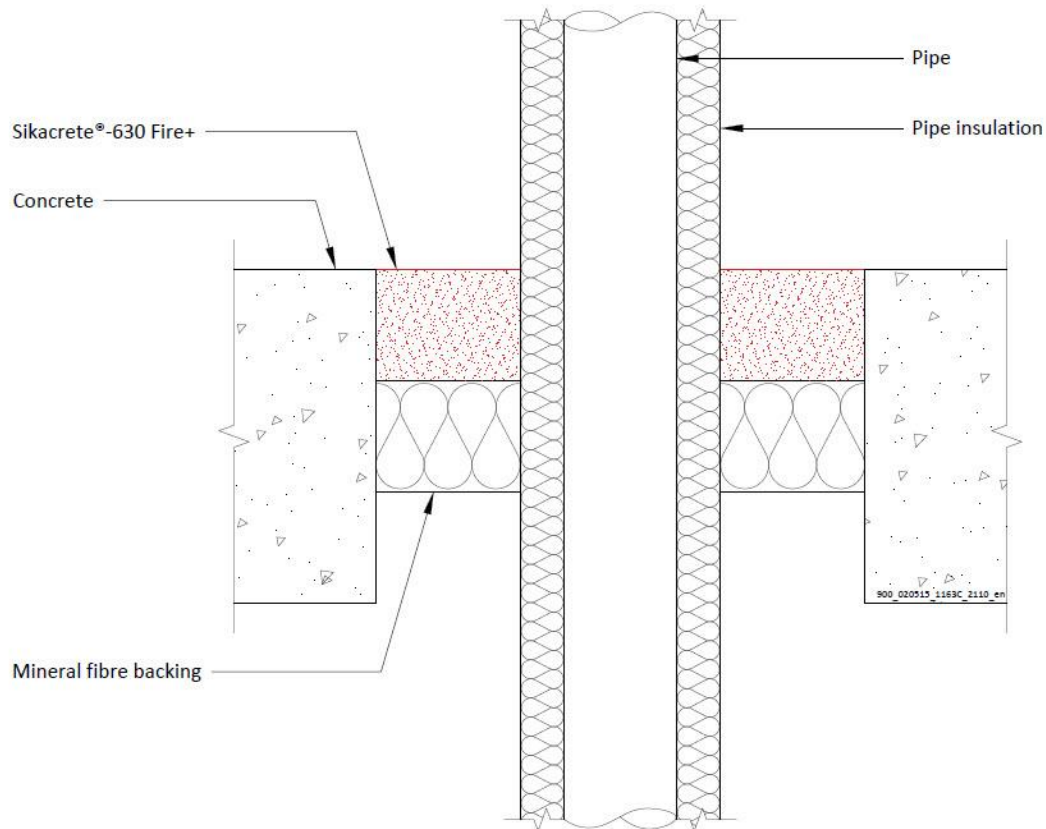
**Declaration of Performance**  
 Sikacrete-630 Fire+  
 20537727  
 2021.12 , ver. 1  
 1549

Template for translation. Only for  
 internal use

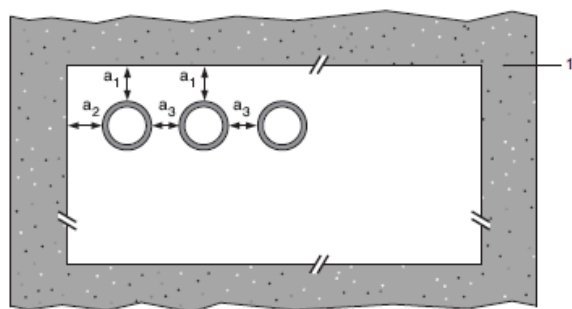
### A.2.3 Pipe penetration seal with 50 mm deep Sikacrete-630 Fire+ backed with mineral fibre board

**Penetration Seal:** CS (Continuous Sustained) insulated metallic pipes fitted at any position within the aperture, with min. 50 mm Sikacrete-630 Fire+, backed with min. 50 mm stone wool min. 140 kg/m<sup>3</sup> positioned at any height within the depth of the floor. Minimum separation between penetration seals and seal edges of 30 mm (configuration 1 & 2). Maximum aperture size as section 2. 4).

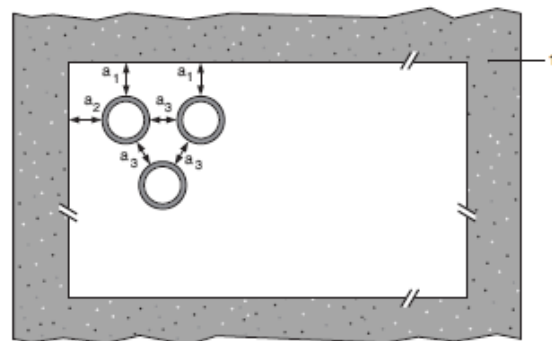
Construction details:



**Configuration 1**



**Configuration 2**



**Key**

- 1 Supporting construction
- a1 Pipe / top edge of seal separation
- a2 Pipe / side edge of seal separation
- a3 Pipe / pipe separation

**Declaration of Performance**

Sikacrete-630 Fire+  
20537727  
2021.12 , ver. 1  
1549

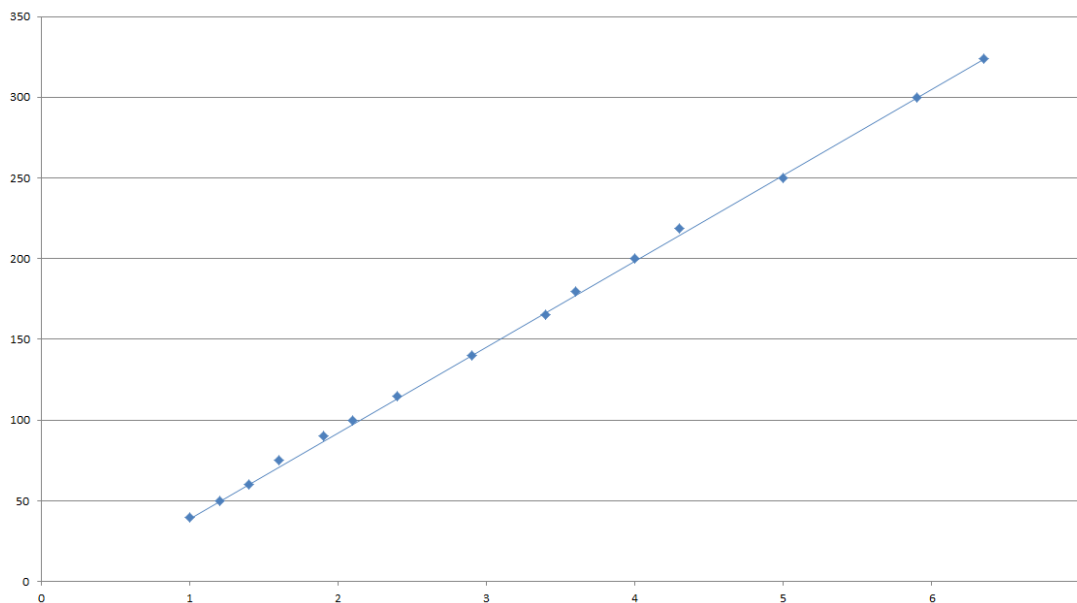
Template for translation. Only for internal use

**A.2.3.1**

Mild or stainless steel pipes	Insulation	Classification
40 mm diameter/1-14.2 mm wall	20 mm thick stone, mineral wool min. 80 kg/m <sup>3</sup>	<b>EI 180 C/U (EI 240 C/U)*</b>
40 mm diameter/1-14.2 mm wall*	30-80 mm thick stone, mineral wool min. 80 kg/m <sup>3</sup>	
50 mm diameter/1.2-14.2 mm wall*		
60 mm diameter/1.4-14.2 mm wall*		
75 mm diameter/1.6-14.2 mm wall*		
90 mm diameter/1.9-14.2 mm wall*		
100 mm diameter/2.1-14.2 mm wall*		
115 mm diameter/2.4-14.2 mm wall*		
140 mm diameter/2.9-14.2 mm wall*		
165 mm diameter/ 3.4-14.2 mm wall*		
180 mm diameter/ 3.6-14.2 mm wall*		
200 mm diameter/ 4.0-14.2 mm wall*		
219 mm diameter/ 4.3-14.2 mm wall*		
250 mm diameter/ 5.0-14.2 mm wall*		
300 mm diameter/ 5.9-14.2 mm wall*		
324 mm diameter/ 6.35-14.2 mm wall*		
PEX pipe in pipe systems	Insulation	Classification
15 mm diameter x 2.5 mm wall inner /25mm diameter outer	None	<b>EI 180 C/C (EI 240 C/C)*</b>

\* EI 240 in apertures up to a maximum of 550 x 1100 mm

**Pipe Diameter vs wall thickness**



**Declaration of Performance**  
 Sikacrete-630 Fire+  
 20537727  
 2021.12 , ver. 1  
 1549

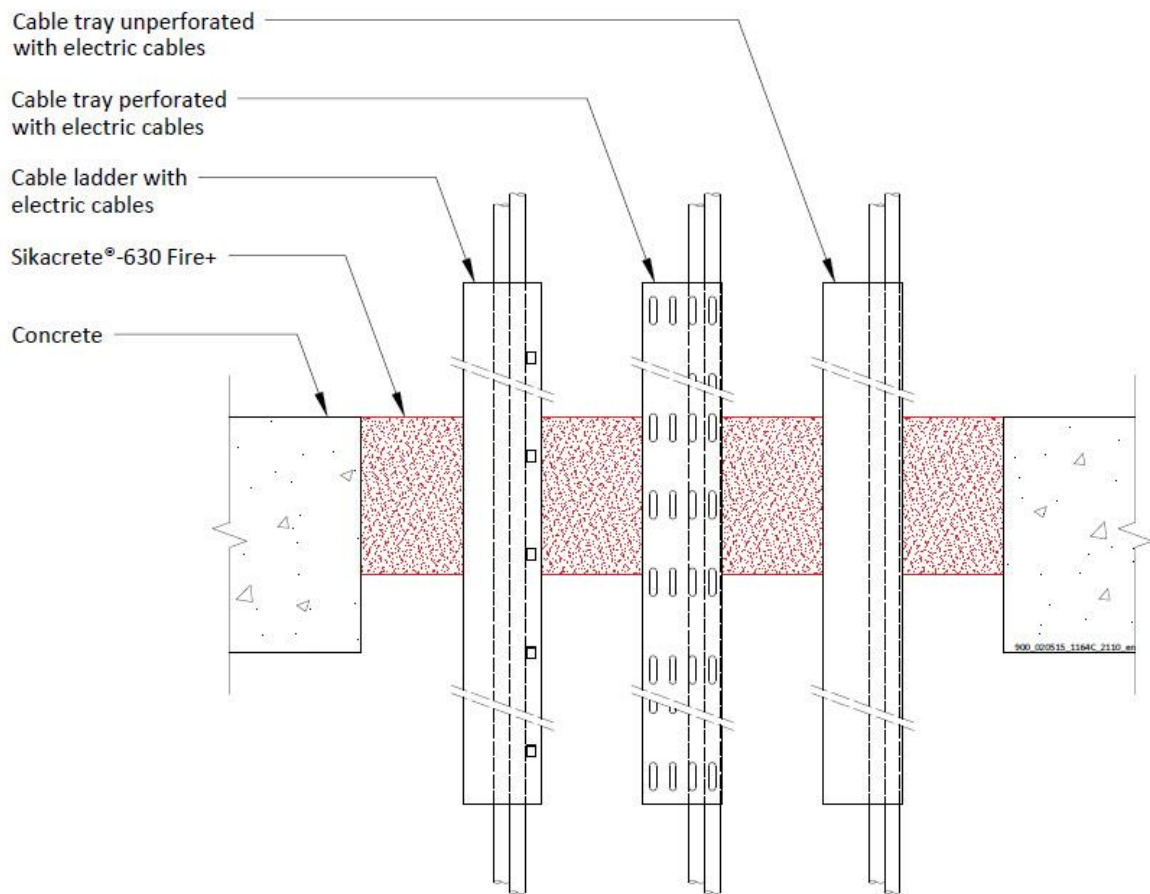
Template for translation. Only for  
 internal use



## A.2.4 Cable penetration seal with 100 mm deep Sikacrete-630 Fire+

**Penetration Seal:** Cables fitted at any position within the aperture (min. separation 30 mm from seal edges), with min. 100 mm Sikacrete-630 Fire+ flush with the top of the floor

Construction details:



### A.2.4.1 Single side penetration seal with cables

Services	Maximum aperture	Classification
None (blank)	As section 2. 4)	EI 240
Electrical cables up to 50 mm Ø (single, bundled and on trays)		E 180, EI 60
Electrical cables up to 80 mm Ø (single, bundled and on trays)		E 120, EI 60
Cables up to 21mm Ø in tied bundles up to 100mm Ø		E 180, EI 120
Steel cable trays & ladders		E 120, EI 60
Non-sheathed cables up to 17 mm Ø		E 180, EI 90
Non-sheathed cables up to 24 mm Ø		E 180, EI 20
PVC conduits up to 16 mm Ø		EI 180 C/U, EI 180 C/C

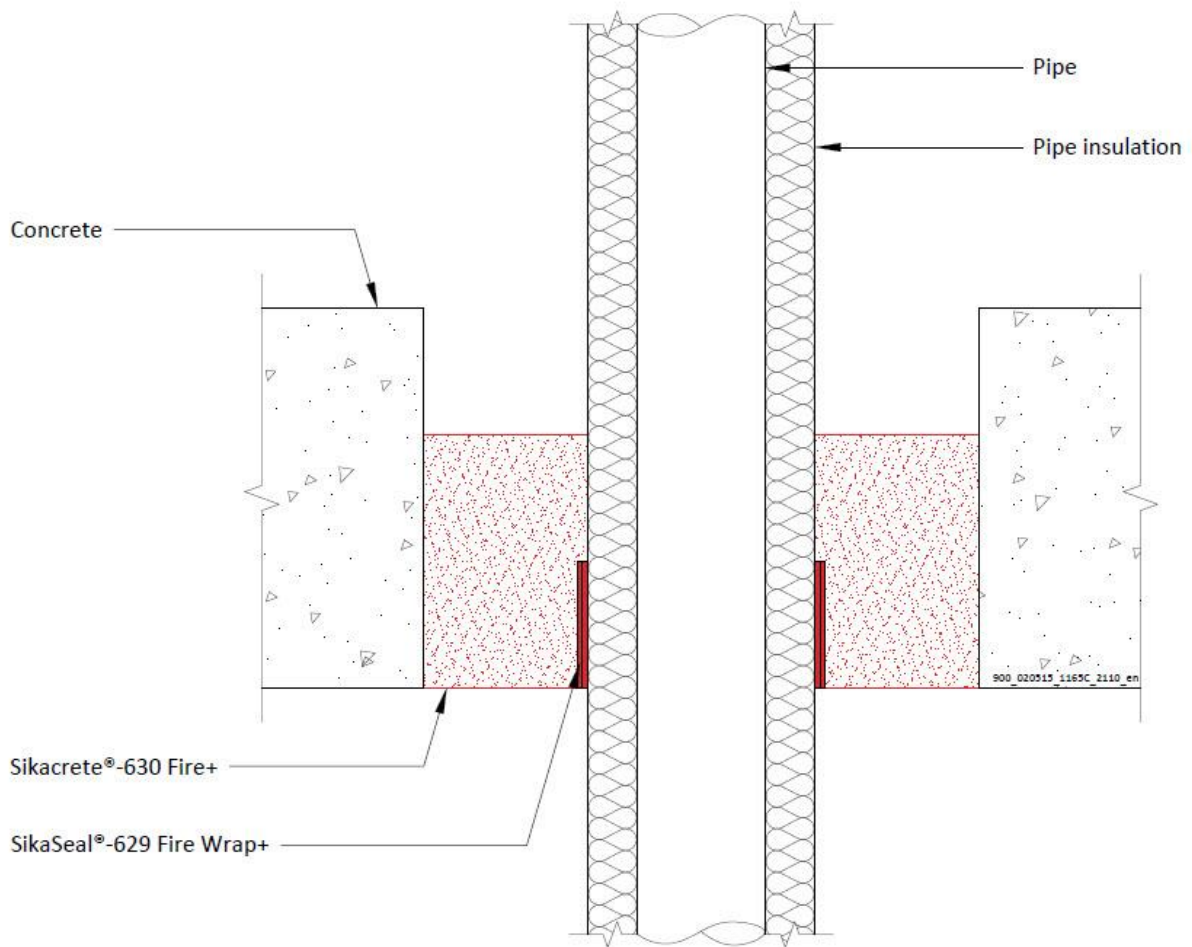
**Declaration of Performance**  
 Sikacrete-630 Fire+  
 20537727  
 2021.12 , ver. 1  
 1549

Template for translation. Only for internal use

## A.2.5 Pipe penetration seal with 100 mm deep Sikacrete-630 Fire+

**Penetration Seal:** CS (Continuous Sustained) insulated metallic pipes fitted at any position within the aperture (min. separation 25 mm from seal edges and 30 mm from other services), with min. 100 mm Sikacrete-630 Fire+ at any position within the floor. SikaSeal-629 Fire Wrap+ are required to be fitted around combustible pipe insulation. Maximum seal size as section 2. 4).

Construction details:



**Declaration of Performance**  
Sikacrete-630 Fire+  
20537727  
2021.12 , ver. 1  
1549

Template for translation. Only for  
internal use



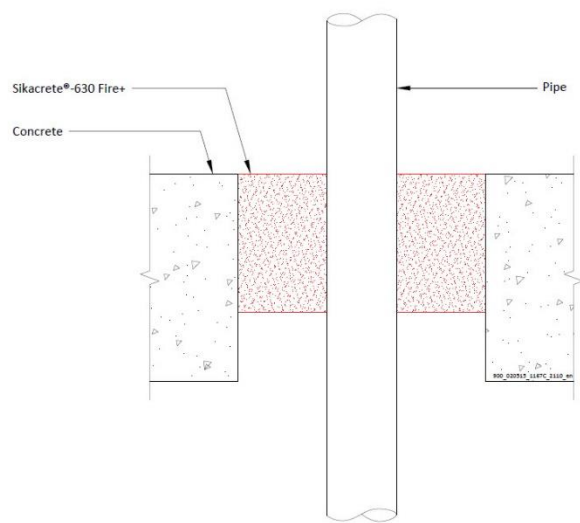
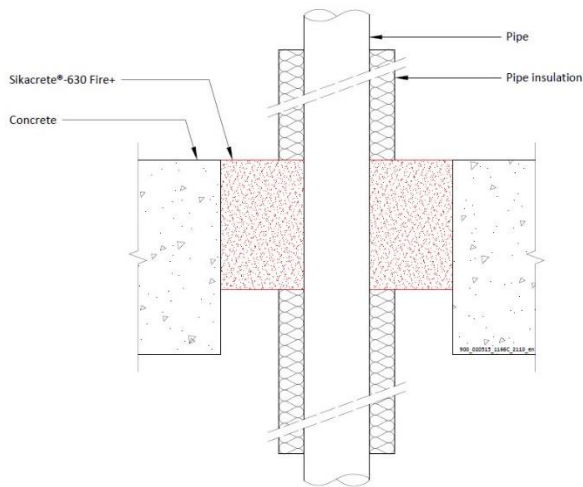
### A.2.5.1 Single side penetration seal with pipes

Services	Wrap	Insulation	Classification
Copper and steel pipes	50 x 3.6 mm SikaSeal-629 Fire Wrap+ fitted to the soffit	9 mm Elastomeric insulation minimum class B-s3,d0 or foil faced Phenolic Foam insulation	<b>EI 240 C/C</b>
12 mm diameter/1 mm wall		13-25 mm Elastomeric insulation minimum class B-s3,d0 or foil faced Phenolic Foam insulation	<b>E 240 C/C, EI 60 C/C</b>
12-54 mm diameter/1-1.2 mm wall			
<b>Alupex pipes</b>			
16 mm diameter/2.25 mm wall	50 x 3.6 mm SikaSeal-629 Fire Wrap+ fitted to the soffit	9 mm Elastomeric insulation minimum class B-s3,d0 or foil faced Phenolic Foam insulation	<b>EI 240 C/C</b>
16 mm diameter/2.25 mm wall		9-13 mm Elastomeric insulation minimum class B-s3,d0 or foil faced Phenolic Foam insulation	<b>E 240 C/C, EI 90 C/C</b>
20 mm diameter/2.5 mm wall			
26 mm diameter/3 mm wall			
32 mm diameter/3 mm wall			
40 mm diameter/3.5 mm wall			
50 mm diameter/4 mm wall			
63 mm diameter/4.5 mm wall		13-25 mm Elastomeric insulation minimum class B-s3,d0 or foil faced Phenolic Foam insulation	<b>E 180 C/C, EI 90 C/C</b>
75 mm diameter/4.7 mm wall			
16 mm diameter/2.25 mm wall			
20 mm diameter/2.5 mm wall			
26 mm diameter/3 mm wall			
32 mm diameter/3 mm wall			
40 mm diameter/3.5 mm wall			
50 mm diameter/4 mm wall			
63 mm diameter/4.5 mm wall			
75 mm diameter/4.7 mm wall			

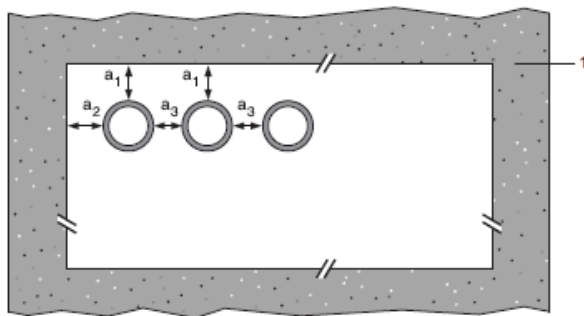
## A.2.6 Pipe penetration seal with Sikacrete-630 Fire+

**Penetration Seal:** 1000 mm (min.)\* LI (Local Interrupted) or CI (Continuous Interrupted) insulated and non-insulated metallic and composite pipes fitted at any position within the aperture (min. separation 30 mm from seal edges), with Sikacrete-630 Fire+ to either surface of the floor or anywhere between. Maximum seal size as section 2. 4).

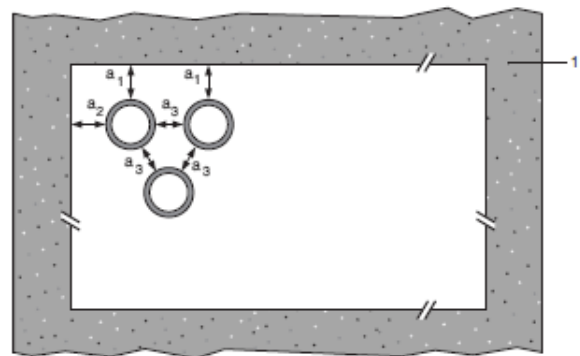
Construction details:



Configuration 1



Configuration 2



### Key

- 1 Supporting construction
- a1 Pipe / top edge of seal separation
- a2 Pipe / side edge of seal separation
- a3 Pipe / pipe separation

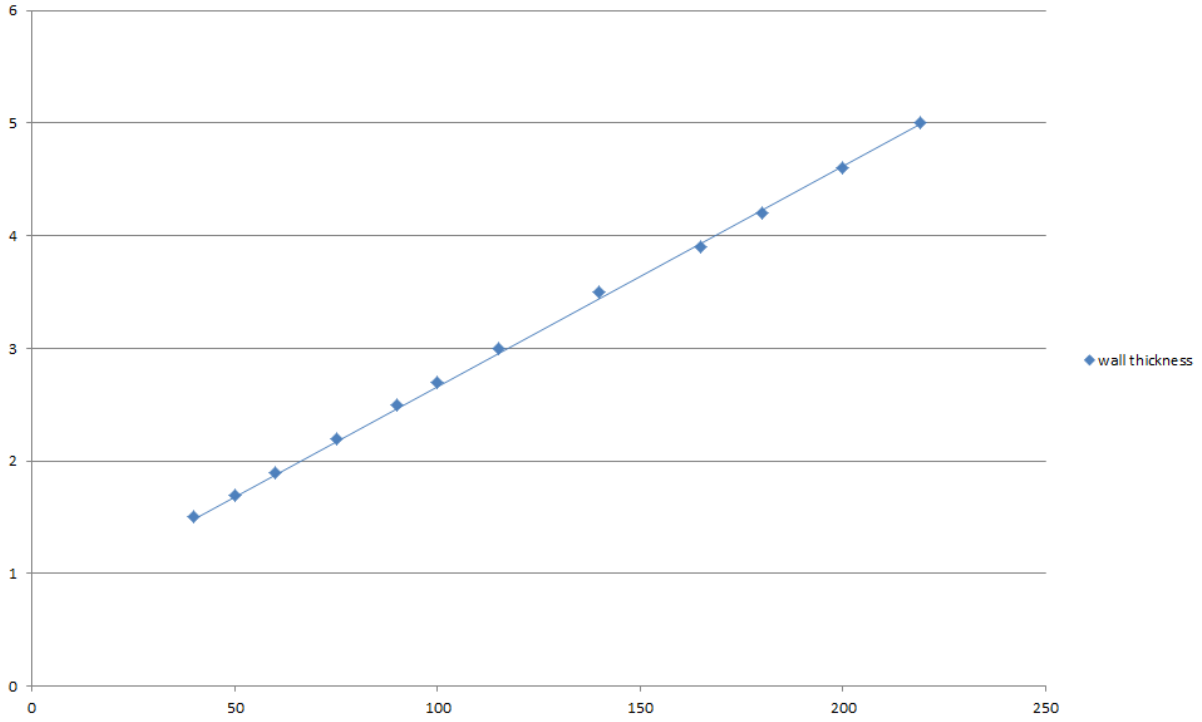
### A.2.6.1 Single side penetration seal with pipes

Services	Minimum mortar depth and floor thickness	Insulation	Classification
Up to 16 mm diameter steel pipes 1.5-7 mm wall	100 mm	None	E 240 C/C, EI 120 C/C
Up to 63.5 mm diameter steel pipes 1.6-14.2 mm wall	150 mm		E 180 C/U, EI 90 C/U
Up to 12 mm diameter Copper and steel pipes 0.7-1.5 mm wall	120 mm		E 240 C/C, EI 180 C/C
Up to 54 mm diameter Copper and steel pipes 1.5-14.2 mm wall	100 mm		E 120 C/C, EI 20 C/C
75 mm Alupex composite pipes with 4.6 mm wall	100 mm	None	E 240 U/C, EI 20 U/C

Services	Minimum mortar depth and floor thickness	Insulation, minimum thickness and density	Classification
Mild or stainless steel pipes	100 mm	20 mm Stone wool insulation 80 kg/m <sup>3</sup>	EI 240 C/U
40 mm diameter/1.5-14.2 mm wall*			
40 mm diameter/1.5-14.2 mm wall*		30 mm Stone wool insulation 80 kg/m <sup>3</sup>	E 240 C/U, EI 120 C/U
50 mm diameter/1.7-14.2 mm wall*			
60 mm diameter/1.8-14.2 mm wall*			
75 mm diameter/2.1-14.2 mm wall*			
90 mm diameter/2.3-14.2 mm wall*			
100 mm diameter/2.5-14.2 mm wall*			
115 mm diameter/2.8-14.2 mm wall*			
140 mm diameter/3.2-14.2 mm wall*			
165 mm diameter/ 3.6-14.2 mm wall*			
180 mm diameter/ 3.9-14.2 mm wall*			
200 mm diameter/ 4.2-14.2 mm wall*			
219 mm diameter/ 4.5-14.2 mm wall*			

\* Typical pipe diameters shown, see below graph for intermediate sizes

Pipe diameter vs Wall thickness



**Declaration of Performance**  
Sikacrete-630 Fire+  
20537727  
2021.12 , ver. 1  
1549

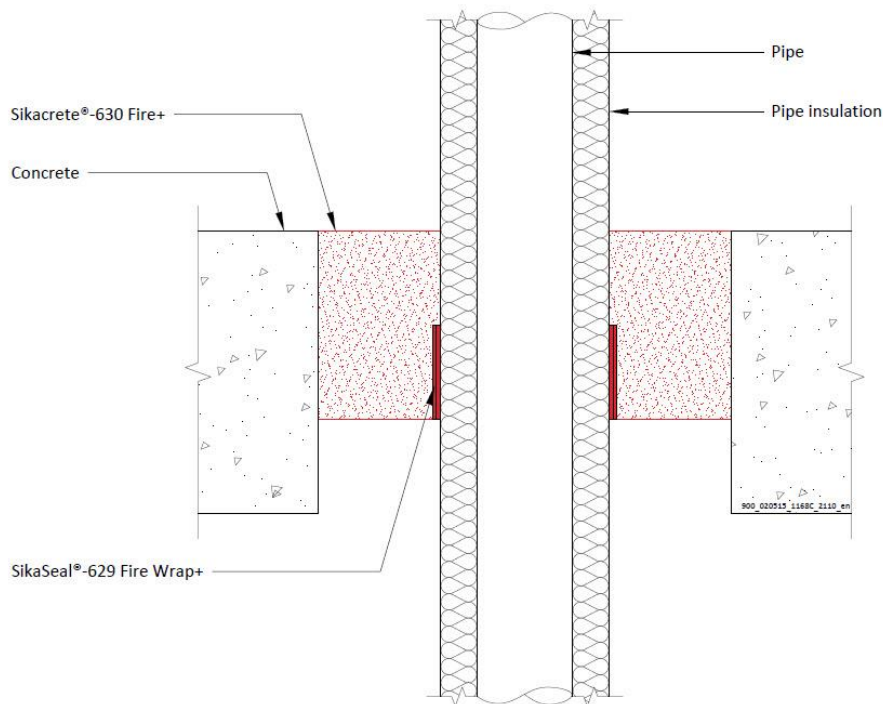
Template for translation. Only for  
internal use



## A.2.7 Pipe penetration seal with 100 mm deep Sikacrete-630 Fire+

**Penetration Seal:** CS (Continuous Sustained) insulated metallic pipes fitted at any position within the aperture (min. separation 30 mm from seal edges and 30 mm from other services), with min. 100 mm Sikacrete-630 Fire+ to the top surface of the floor. SikaSeal-629 Fire Wrap+ are required to be fitted around combustible pipe insulation. Maximum seal size as section 2. 4).

Construction details:



### A.2.7.1 Single side penetration seal with pipes

Services	Wrap	Insulation	Classification
Mild or stainless steel pipes			
40 mm diameter/1.5-14.2 mm wall	1 off 50 x 1.8 mm SikaSeal-629 Fire Wrap+, fitted at soffit	13 mm Elastomeric insulation minimum class B-s3,d0 or foil faced Phenolic Foam insulation	EI 180 C/U
40 mm diameter/1.5-14.2 mm wall*		13 -19 mm Elastomeric insulation minimum class B-s3,d0 or foil faced Phenolic Foam insulation	E 180 C/U, EI 120 C/U
50 mm diameter/1.6-14.2 mm wall*			
60 mm diameter/1.7-14.2 mm wall*			
75 mm diameter/1.9-14.2 mm wall*			
90 mm diameter/2-14.2 mm wall*			
100 mm diameter/2.1-14.2 mm wall*			
115 mm diameter/2.3-14.2 mm wall*			
140 mm diameter/2.6-14.2 mm wall*			
165 mm diameter/2.8-14.2 mm wall*			

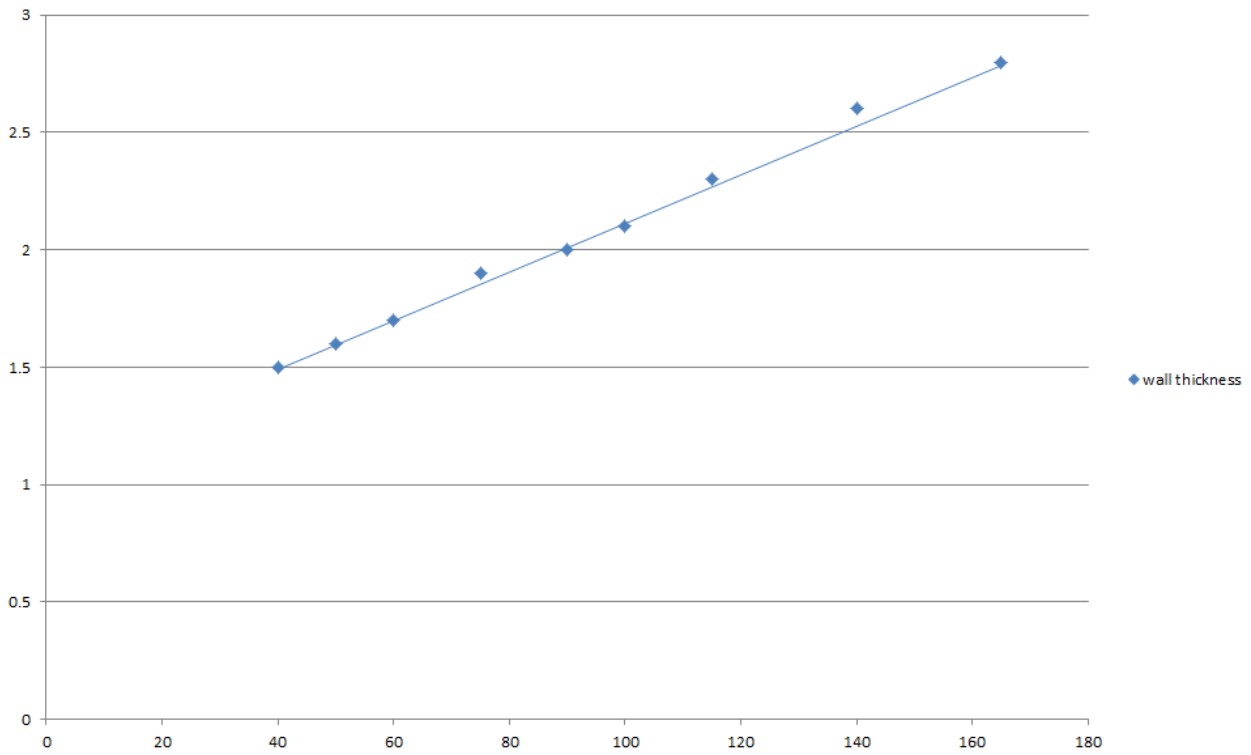
\* Typical pipe diameters shown, see below graph for intermediate sizes

#### Declaration of Performance

Sikacrete-630 Fire+  
20537727  
2021.12 , ver. 1  
1549

Template for translation. Only for internal use

**Pipe diameter vs Wall thickness**



**Declaration of Performance**  
Sikacrete-630 Fire+  
20537727  
2021.12 , ver. 1  
1549

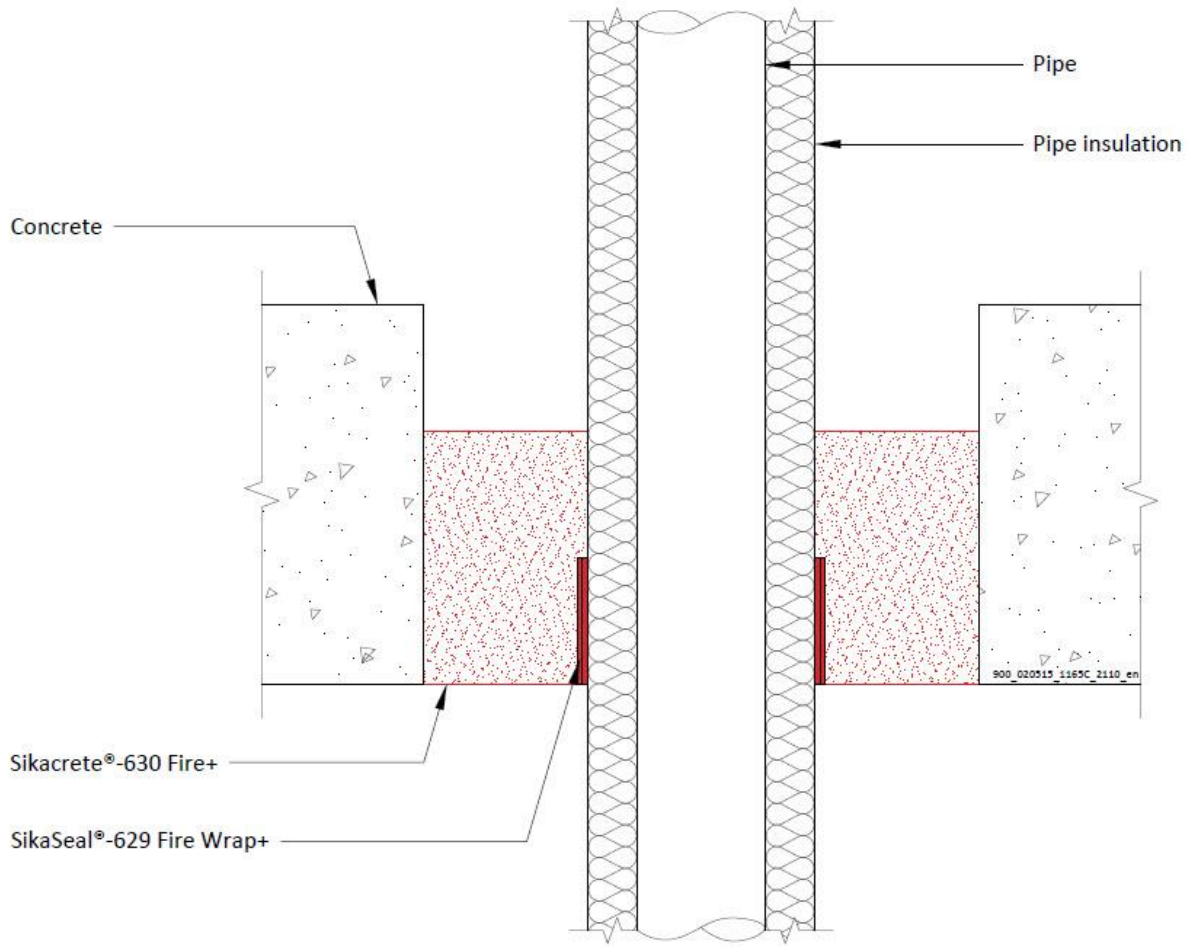
Template for translation. Only for  
internal use



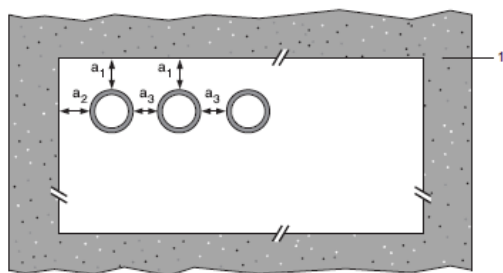
### A.2.8 Pipe penetration seal with 100 mm deep Sikacrete-630 Fire+

**Penetration Seal:** CS (Continuous Sustained) insulated metallic pipes sealed with Protect FR wraps, fitted at any position within the aperture, with min. 100 mm Sikacrete-630 Fire+ Seal. Minimum separation between penetration seals and seal edges of 30 mm (Configuration 1 & 2). Maximum seal size as section 2. 4).

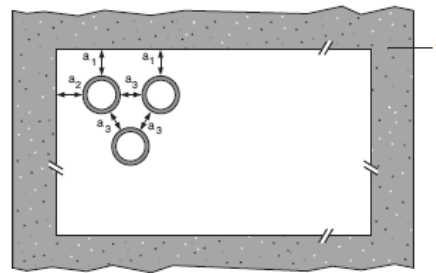
Construction details:



**Configuration 1**



**Configuration 2**



**Key**

- 1 Supporting construction
- a1 Pipe / top edge of seal separation
- a2 Pipe / side edge of seal separation
- a3 Pipe / pipe separation

**Declaration of Performance**

Sikacrete-630 Fire+  
20537727  
2021.12 , ver. 1  
1549

Template for translation. Only for internal use

**A.2.8.1**

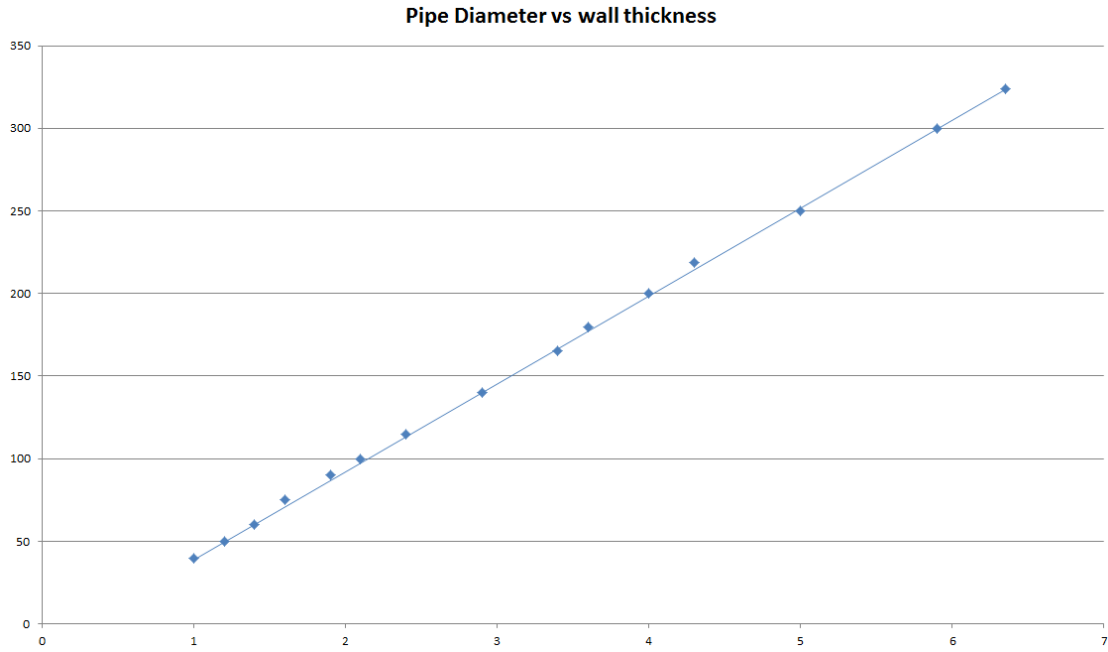
Mild or stainless steel pipes	Insulation	SikaSeal-629 Fire Wrap+	Classification
40 mm diameter/1-14.2 mm wall	25 mm thick Elastomeric insulation minimum class B-s3,d0 or foil faced Phenolic Foam insulation	50 x 3.6 mm (2 x 1.8 layer)	EI 240 C/U
40 mm diameter/1-14.2 mm wall*	25mm thick Elastomeric insulation minimum class B-s3,d0 or foil faced Phenolic Foam insulation		E 240 C/U EI 120 C/U
50 mm diameter/1.2-14.2 mm wall*			
60 mm diameter/1.4-14.2 mm wall*			
75 mm diameter/1.6-14.2 mm wall*			
90 mm diameter/1.9-14.2 mm wall*			
100 mm diameter/2.1-14.2 mm wall*			
115 mm diameter/2.4-14.2 mm wall*			
140 mm diameter/2.9-14.2 mm wall*			
165 mm diameter/ 3.4-14.2 mm wall*			
180 mm diameter/ 3.6-14.2 mm wall*			
200 mm diameter/ 4.0-14.2 mm wall*			
219 mm diameter/ 4.3-14.2 mm wall*			
250 mm diameter/ 5.0-14.2 mm wall*			
300 mm diameter/ 5.9-14.2 mm wall*			
324 mm diameter/ 6.35-14.2 mm wall*			
40 mm diameter/1-14.2 mm wall*	25-50mm thick Elastomeric insulation minimum class B-s3,d0 or foil faced Phenolic Foam insulation	50 x 5.4 mm (3 x 1.8 layer)	EI 120 C/U
50 mm diameter/1.2-14.2 mm wall*			
60 mm diameter/1.4-14.2 mm wall*			
75 mm diameter/1.6-14.2 mm wall*			
90 mm diameter/1.9-14.2 mm wall*			
100 mm diameter/2.1-14.2 mm wall*			
115 mm diameter/2.4-14.2 mm wall*			
140 mm diameter/2.9-14.2 mm wall*			
165 mm diameter/ 3.4-14.2 mm wall*			
180 mm diameter/ 3.6-14.2 mm wall*			
200 mm diameter/ 4.0-14.2 mm wall*			
219 mm diameter/ 4.3-14.2 mm wall*			
250 mm diameter/ 5.0-14.2 mm wall*			
300 mm diameter/ 5.9-14.2 mm wall*			
324 mm diameter/ 6.35-14.2 mm wall*			

**Declaration of Performance**  
 Sikacrete-630 Fire+  
 20537727  
 2021.12 , ver. 1  
 1549

Template for translation. Only for internal use







**Declaration of Performance**  
 Sikacrete-630 Fire+  
 20537727  
 2021.12 , ver. 1  
 1549

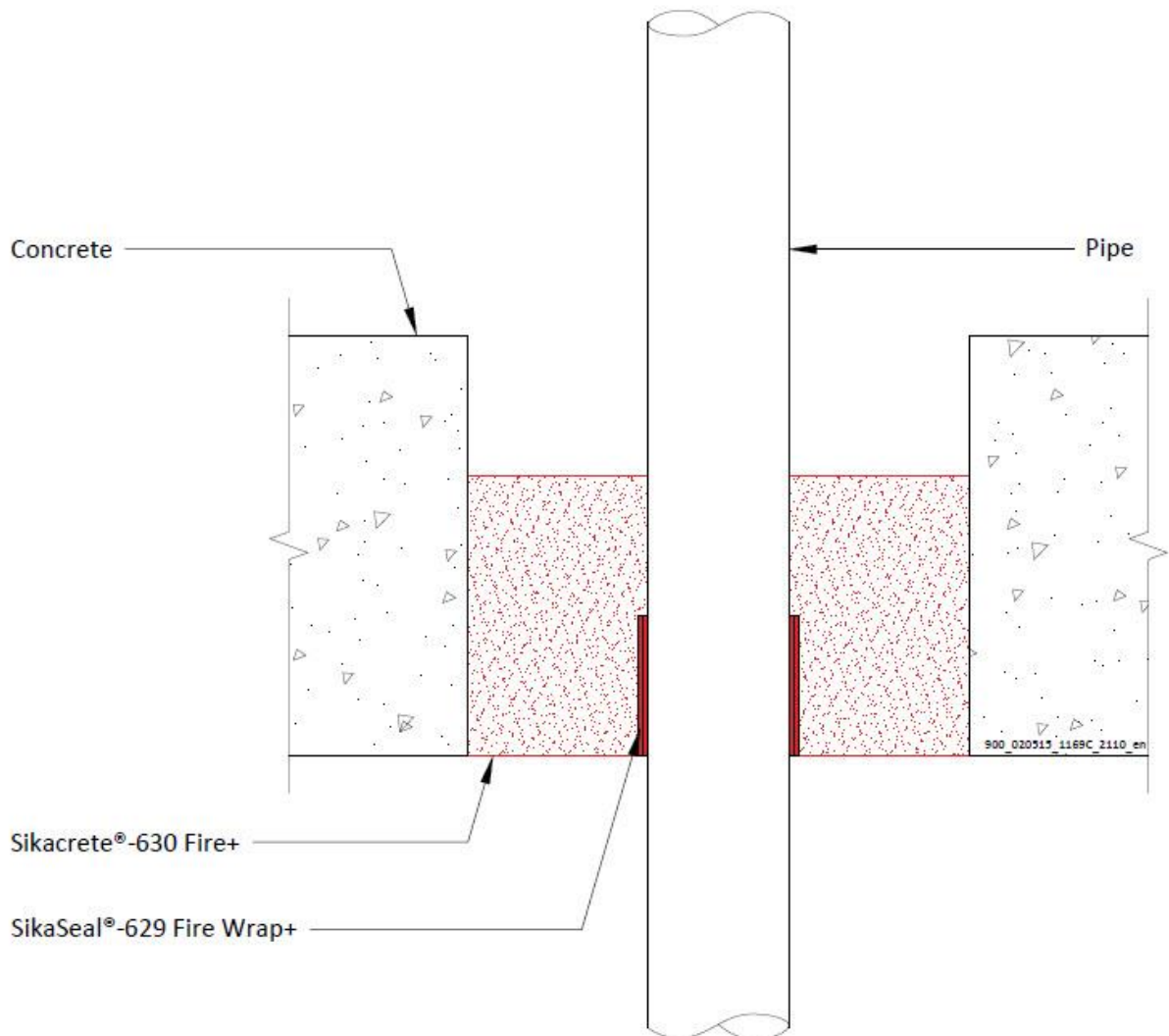
Template for translation. Only for  
 internal use



### A.2.10 Pipe penetration seal with 100 mm deep Sikacrete-630 Fire+

**Penetration Seal:** Plastic pipes fitted at any position within the aperture, with min. 100 mm Sikacrete-630 Fire+ to the either surface of the floor or anywhere between. SikaSeal-629 Fire Wrap+ are required to be fitted to the bottom of the seal, as indicated below. Minimum separation between penetration seals and seal edges of 30 mm (Configuration 1 & 2).

Construction details:



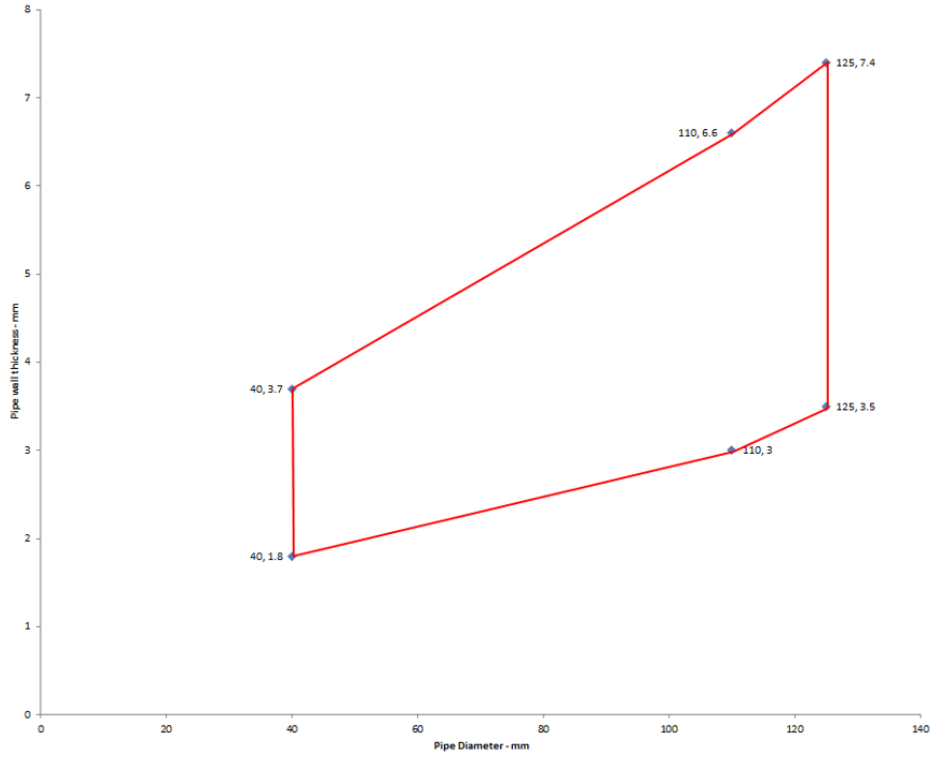
**Declaration of Performance**  
Sikacrete-630 Fire+  
20537727  
2021.12 , ver. 1  
1549

Template for translation. Only for  
internal use

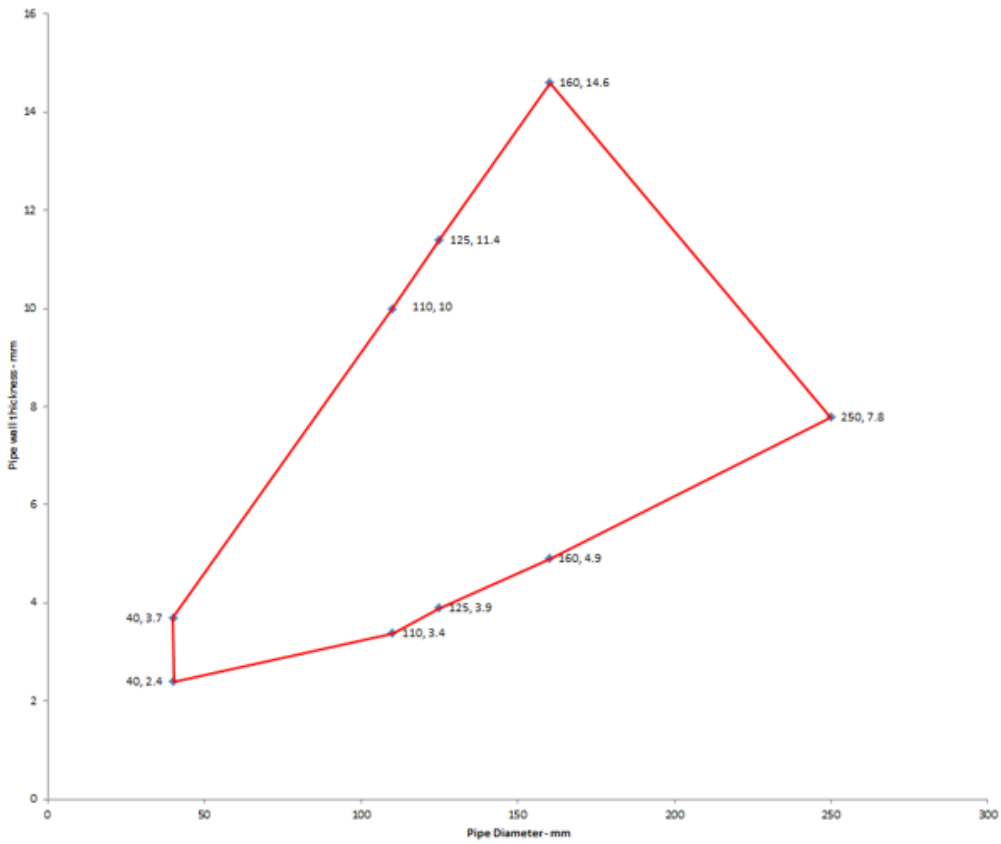
### A.2.10.1 Single side penetration seal with pipes

Services	Wrap	Maximum aperture	Classification
<b>PVC-U pipes according to EN 1329-1, EN 1452-1 and EN 1453-1, PVC-C according to EN 1566-1</b>			
Up to 40 mm diameter / 1.8-3.7 mm wall	50 x 1.8 mm	As section 2. 4)	E 180 U/U, EI 120 U/U
Up to 110 mm diameter / 3.0-6.6 mm wall	50 x 3.6 mm		EI 240 U/C
Up to 125 mm diameter / 3.5-7.4 mm wall	50 x 7.2 mm		EI 120 U/C
Up to 160 mm diameter / 4.5 mm wall	50 x 10.8 mm		EI 240 C/C
Up to 160 mm diameter / 4.5-9.5 mm wall	50 x 10.8 mm		EI 90 C/C
Up to 110 mm diameter / 2.7-6.6 mm wall, containing up to 90mm $\varnothing$ bundle of up to 14 mm $\varnothing$ cables	50 x 3.6 mm		EI 120 U/C
<b>PP pipes according to EN 1451-1</b>			
Up to 40 mm diameter / 1.8-4.4 mm wall	None	As section 2. 4)	EI 120 U/C
Up to 40 mm diameter / 1.8-5.5 mm wall	50 x 1.8 mm		EI 120 U/U
Up to 50 mm diameter / 2.5-5.5 mm wall	50 x 3.6 mm		EI 240 C/C
Up to 75 mm diameter / 3.5-5.5 mm wall	50 x 3.6 mm		EI 240 C/C
Up to 110 mm diameter / 2.7-6.3 mm wall	50 x 3.6 mm		EI 240 U/C
Up to 125 mm diameter / 3.4-11.4 mm wall	50 x 7.2 mm		EI 240 U/C
Up to 160 mm diameter / 4.9-14.6 mm wall	50 x 10.8 mm		EI 240 U/C
Up to 110 mm diameter / 3.4-6.3 mm wall, containing up to 90mm $\varnothing$ bundle of up to 14 mm $\varnothing$ cables	50 x 3.6 mm		EI 60 U/C
<b>PE pipes according to EN 1519-1, EN 12201-2 and EN 12666-1, ABS according to EN 1455-1 and pipes made from SAN+PVC according to EN 1565-1</b>			
Up to 40 mm diameter / 2.0-4.4 mm wall	None	As section 2. 4)	EI 120 U/C
Up to 40 mm diameter / 2.4-3.7 mm wall	50 x 1.8 mm		EI 240 U/U
Up to 110 mm diameter / 3.4-10.0 mm wall	50 x 3.6 mm		EI 120 U/C
Up to 125 mm diameter / 3.9-11.4 mm wall	50 x 7.2 mm		EI 240 U/C
Up to 160 mm diameter / 4.9-14.6 mm wall	50 x 10.8 mm		EI 120 U/C
Up to 250 mm diameter / 7.8 mm wall	75 x 12.6 mm		EI 180 C/C
Up to 110 mm diameter / 2.7-10.0 mm wall, containing up to 90mm $\varnothing$ bundle of up to 14 mm $\varnothing$ cables	50 x 3.6 mm		E 120 U/C, EI 60 U/C
<b>Configuration 1</b>		<b>Configuration 2</b>	
<b>Key</b> 1 Supporting construction a1 Pipe / top edge of seal separation a2 Pipe / side edge of seal separation a3 Pipe / pipe separation			

PVC-U pipes U/C with SikaSeal-629 Fire Wrap+ - EI 120 U/C



PE pipes U/C with SikaSeal-629 Fire Wrap+ - EI 120 U/C

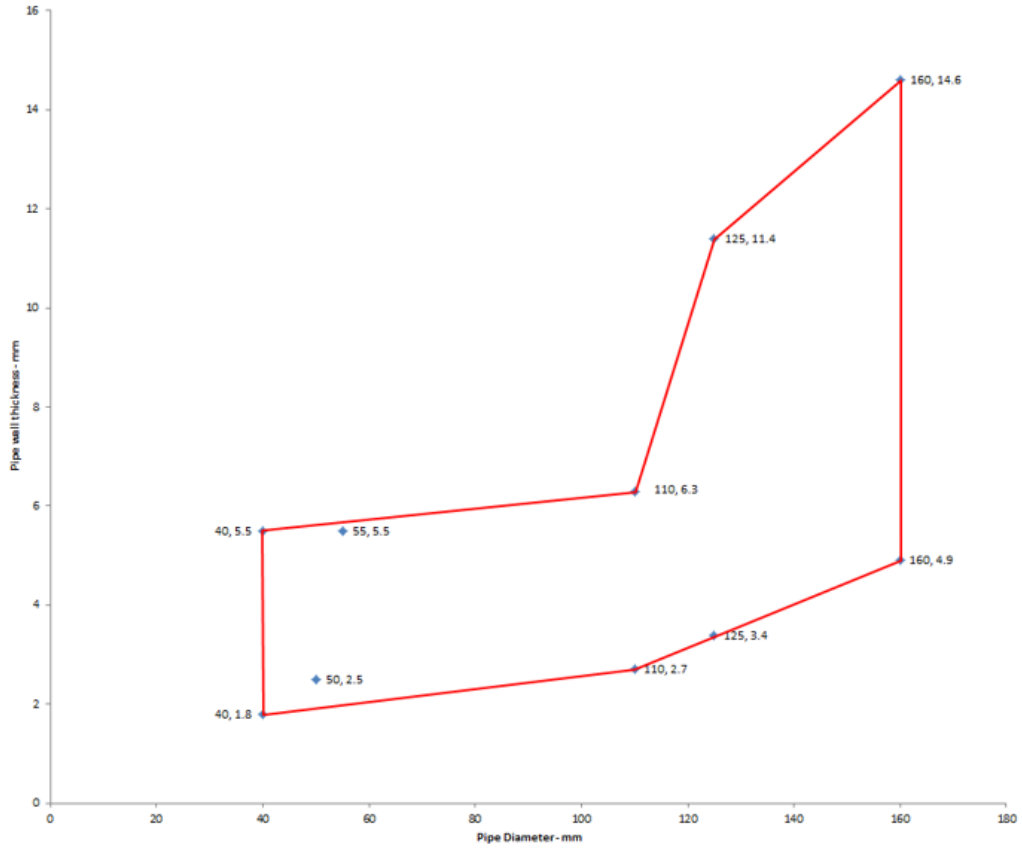


**Declaration of Performance**  
 Sikacrete-630 Fire+  
 20537727  
 2021.12 , ver. 1  
 1549

Template for translation. Only for  
 internal use



PP pipes U/C with SikaSeal-629 Fire Wrap+ - EI 120 U/C



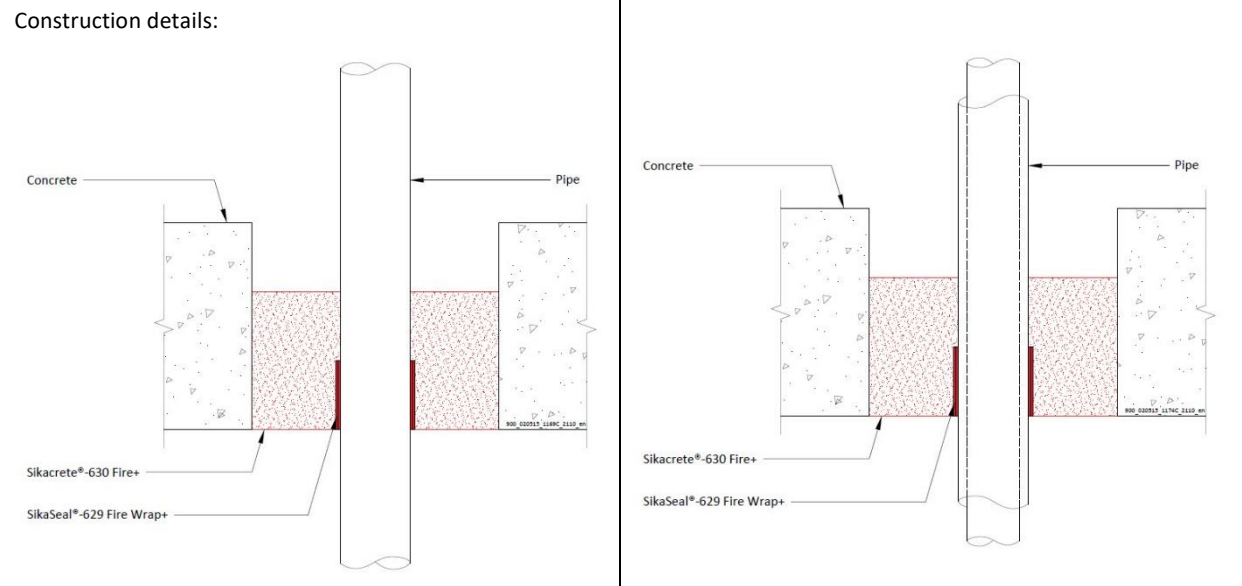
**Declaration of Performance**  
Sikacrete-630 Fire+  
20537727  
2021.12 , ver. 1  
1549

Template for translation. Only for  
internal use

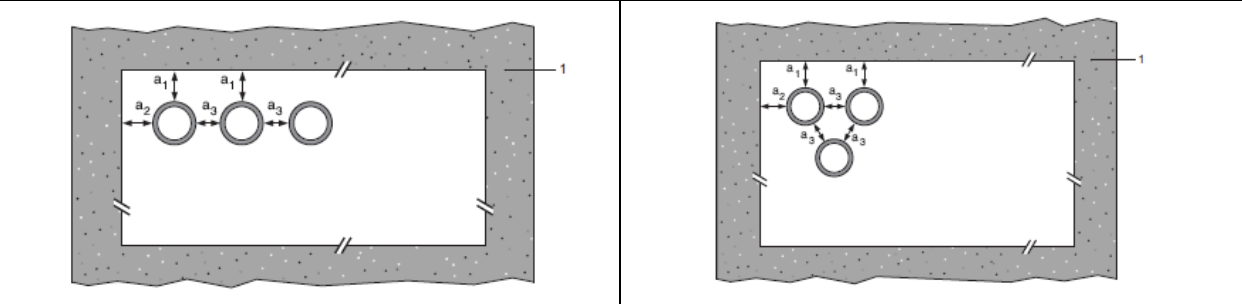


### A.2.11 Pipe penetration seal with 100 mm deep Sikacrete-630 Fire+

**Penetration Seal:** Plastic pipes fitted at any position within the aperture (min. separation 30 mm from seal edges and from other services), with min. 100 mm Sikacrete-630 Fire+ to either surface of the floor or anywhere between. SikaSeal-629 Fire Wrap+ are required to be fitted to the bottom of the seal, as indicated below. Maximum seal size as section 2. 4).



**Configuration 1** **Configuration 2**



**Key**  
 1 Supporting construction  
 a1 Pipe / top edge of seal separation  
 a2 Pipe / side edge of seal separation  
 a3 Pipe / pipe separation

### A.2.11.1

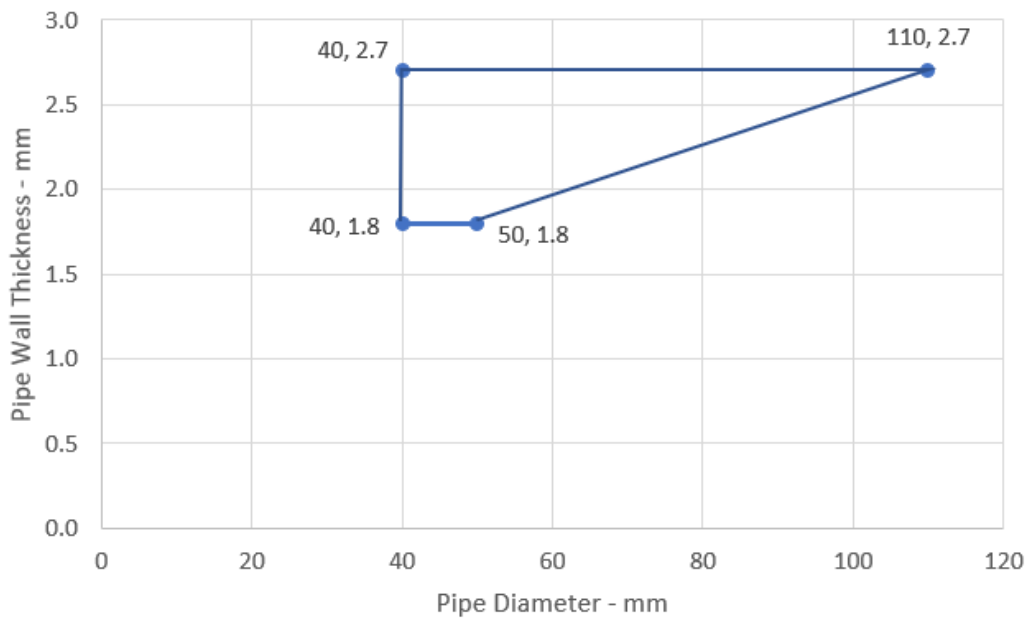
Services	Wrap	Permitted configuration for seal separation	Classification
PVC-U pipes according to EN 1329-1, EN 1452-1 and EN 1453-1, PVC-C according to EN 1566-1			
160 mm diameter / 9.5 mm wall	50 x 10.8 mm (6 x 1.8 layers)	1 & 2	EI 90 U/C
PEX pipe in pipe systems according to ISO 15875			
Maximum 54 mm diameter/0.4 mm wall thickness (outer pipe), 28 mm diameter/4.0 mm wall thickness (inner pipe)	50 x 3.6 mm (2 x 1.8 layers)	1 & 2	EI 120 C/C
Rehau Raupiano Plus PP-DD according to DIN 4102			
40-50 mm diameter/1.8-2.7 mm wall thickness*	50 x 3.6 mm (2 x 1.8 layers)	1 & 2	EI 120 U/U
75-110 mm diameter/2.7 mm wall thickness*	50 x 3.6 mm (2 x 1.8 layers)	1 & 2	EI 120 U/C
125 mm diameter/3.1 mm wall thickness	50 x 7.2 mm (4 x 1.8 layers)	1 & 2	E 240 U/C, EI 120 U/C
160 mm diameter/3.9 mm wall thickness	50 x 10.8 mm (6 x 1.8 layers)	1 & 2	EI 120 U/C
Polo-Kal NG Poloplast PP-MV according to DIN 4102			
32-110 mm diameter/3.4 mm wall thickness	50 x 3.6 mm (2 x 1.8 layers)	1 & 2	EI 180 U/C
125 mm diameter/3.9 mm wall thickness	50 x 7.2 mm (4 x 1.8 layers)	1 & 2	EI 240 U/C
160 mm diameter/4.3 mm wall thickness	50 x 10.8 mm (6 x 1.8 layers)	1 & 2	EI 240 U/C
Aquatherm Green SDR9 MF PP-RP according to ISO 21003			
32 mm diameter/3.6 mm wall thickness	50 x 1.8 mm (1 x 1.8 layer)	1 & 2	EI 240 C/C
40-50 mm diameter/5.6-12.3 mm wall thickness*	50 x 3.6 mm (2 x 1.8 layers)	1 & 2	EI 240 C/C
63-110 mm diameter/12.3 mm wall thickness*	50 x 3.6 mm (2 x 1.8 layers)	1 & 2	EI 240 C/C
Wavin SiTech + PP-M B according to EN 13501-1			
32-50 mm diameter/1.8-3.4 mm wall thickness*	50 x 3.6 mm (2 x 1.8 layers)	1 & 2	EI 120 U/U
75-110 mm diameter/3.4 mm wall thickness*	50 x 3.6 mm (2 x 1.8 layers)	1 & 2	EI 120 U/C
Gilbert Silent PP according to DIN 4102			
32-50 mm diameter/1.8-3.4 mm wall thickness*	50 x 3.6 mm (2 x 1.8 layers)	1 & 2	EI 120 U/U
75-110 mm diameter/3.4 mm wall thickness*	50 x 3.6 mm (2 x 1.8 layers)	1 & 2	EI 120 U/C

\* Typical pipe diameters shown, see below graph for intermediate sizes

Services	Wrap	Permitted configuration for seal separation	Classification
BluePower Multilayer pipes according to EN 1451-1			
32-50 mm diameter*	50 x 3.6 mm (2 x 1.8 layers)	1 & 2	EI 240 U/U
75-110 mm diameter*	50 x 3.6 mm (2 x 1.8 layers)	1 & 2	EI 120 U/C
125 mm diameter/3.9 mm wall thickness*	50 x 7.2 mm (4 x 1.8 layers)	1 & 2	EI 120 U/C
160 mm diameter/4.9 mm wall thickness*	50 x 10.8 mm (6 x 1.8 layers)	1 & 2	EI 240 U/C
Uponor Decibel pipes according to EN 14366			
32-50 mm diameter*	50 x 3.6 mm (2 x 1.8 layers)	1 & 2	EI 120 U/U
75-110 mm diameter*	50 x 3.6 mm (2 x 1.8 layers)	1 & 2	EI 120 U/C

\* Typical pipe diameters shown, see below graph for intermediate sizes

### Rehau Raupiano Plus -EI 120 U/U



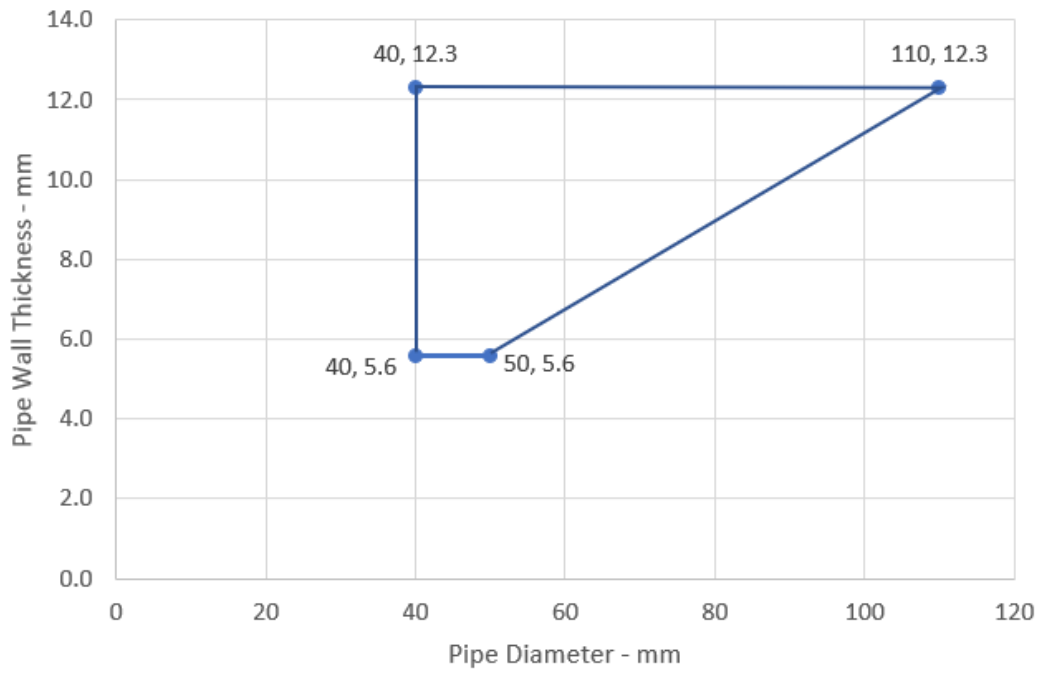
#### Declaration of Performance

Sikacrete-630 Fire+  
20537727  
2021.12, ver. 1  
1549

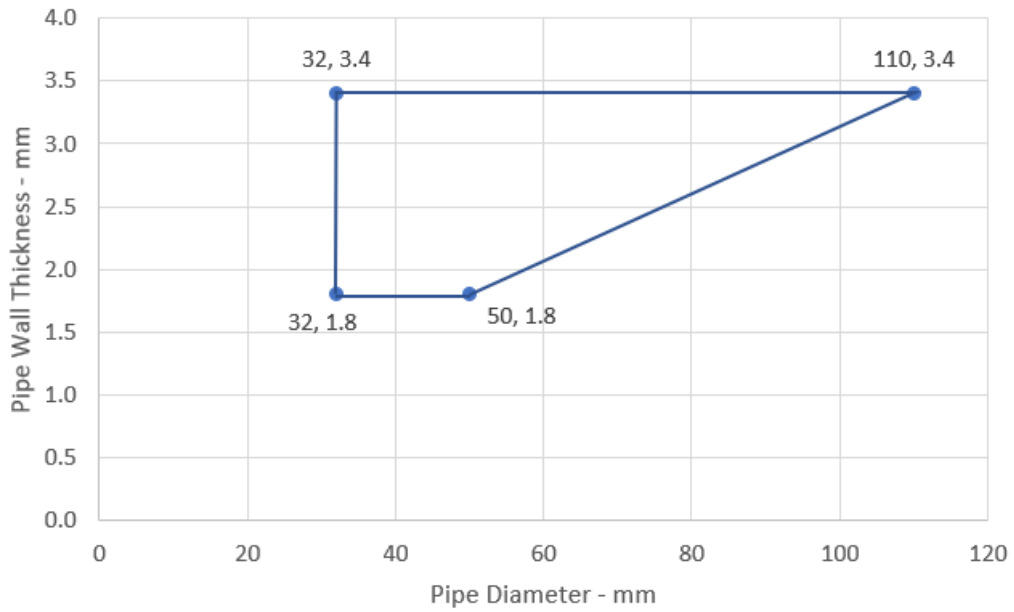
Template for translation. Only for internal use



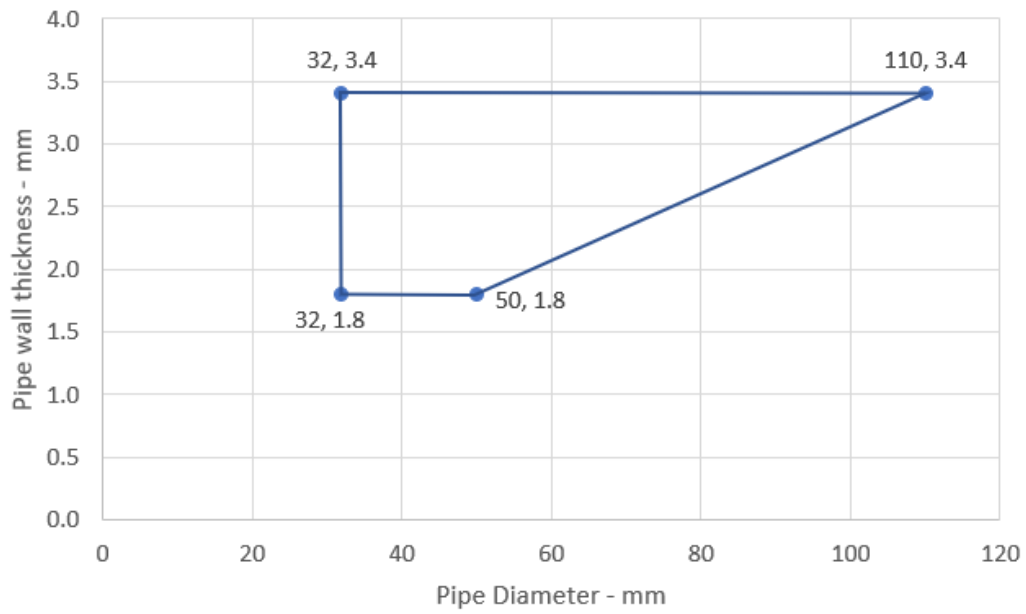
### Aquatherm Green - EI 240 C/C



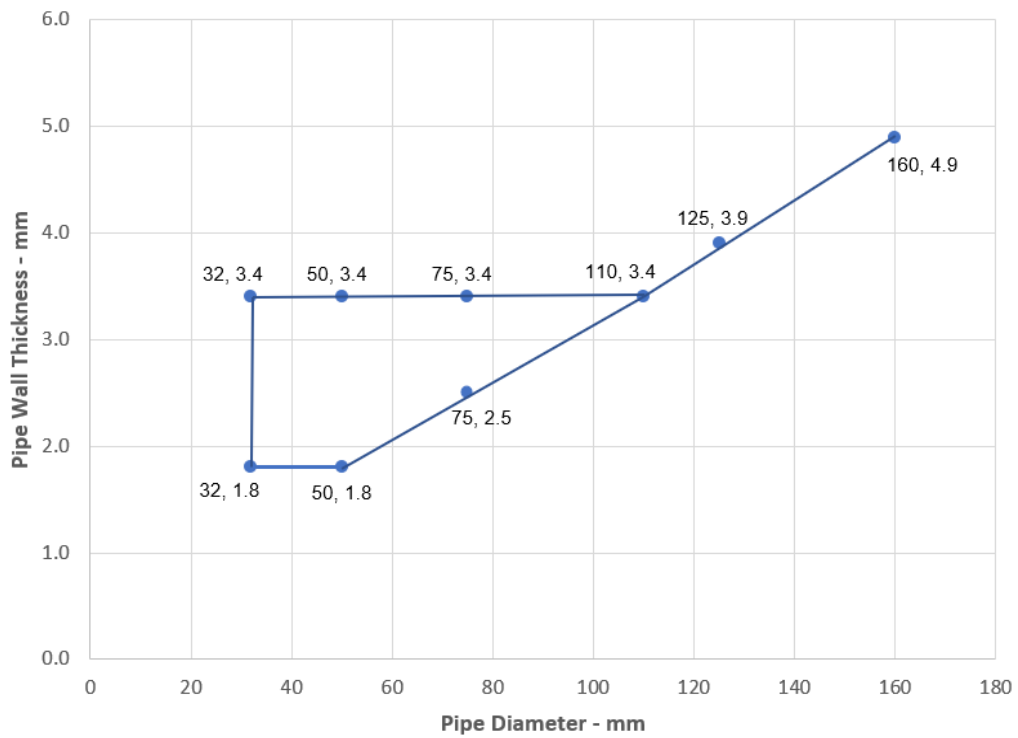
### Wavin SiTech Pipes - EI 120 U/C



### Gilbert Silent PP - EI 120 U/C



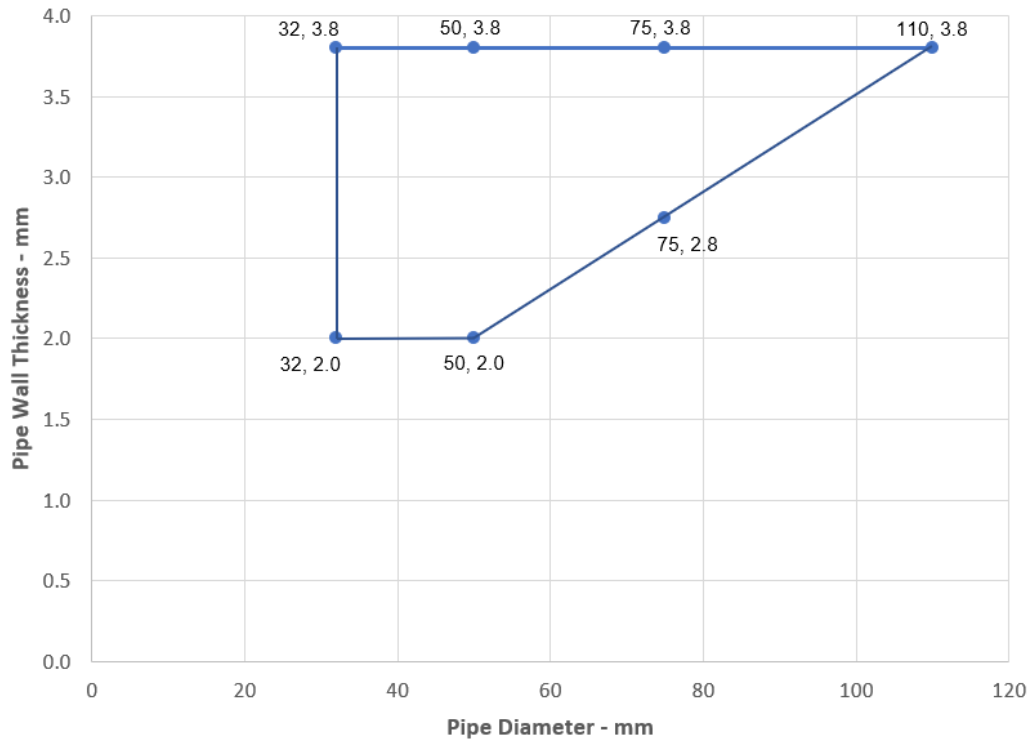
### BluePower Pipes 32-110 / 50 mm Wrap - U/C



**Declaration of Performance**  
 Sikacrete-630 Fire+  
 20537727  
 2021.12 , ver. 1  
 1549

Template for translation. Only for  
 internal use

### Uponor Decibel Pipes 32-110 / 50 mm Wrap - U/C



**Declaration of Performance**  
Sikacrete-630 Fire+  
20537727  
2021.12 , ver. 1  
1549

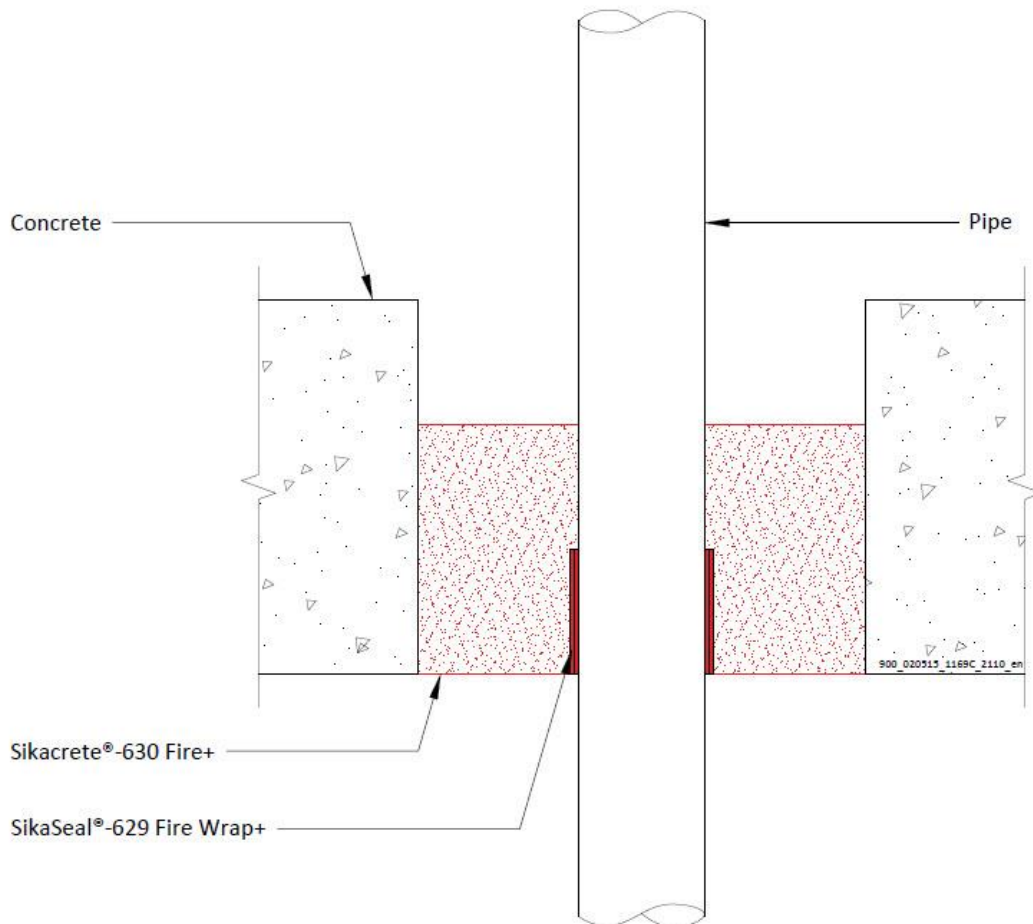
Template for translation. Only for  
internal use



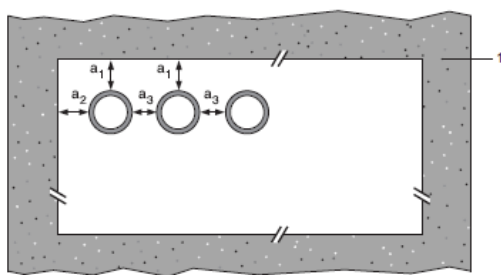
## A.2.12 Pipe penetration seal with Sikacrete-630 Fire+

**Penetration Seal:** Plastic pipes fitted at any position within the aperture (min. separation 30 mm from seal edges and from other services), with Sikacrete-630 Fire+ to either surface of the floor or anywhere between. SikaSeal-629 Fire Wrap+ are required to be fitted to the bottom of the seal, as indicated below. Maximum seal size as section 2. 4).

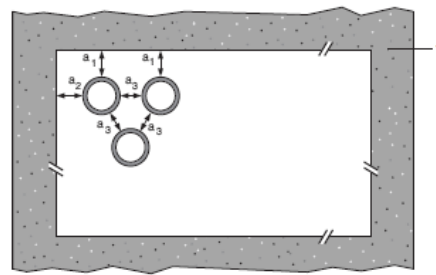
Construction details:



**Configuration 1**



**Configuration 2**



**Key**

- 1 Supporting construction
- a1 Pipe / top edge of seal separation
- a2 Pipe / side edge of seal separation
- a3 Pipe / pipe separation

**Declaration of Performance**

Sikacrete-630 Fire+  
20537727  
2021.12 , ver. 1  
1549

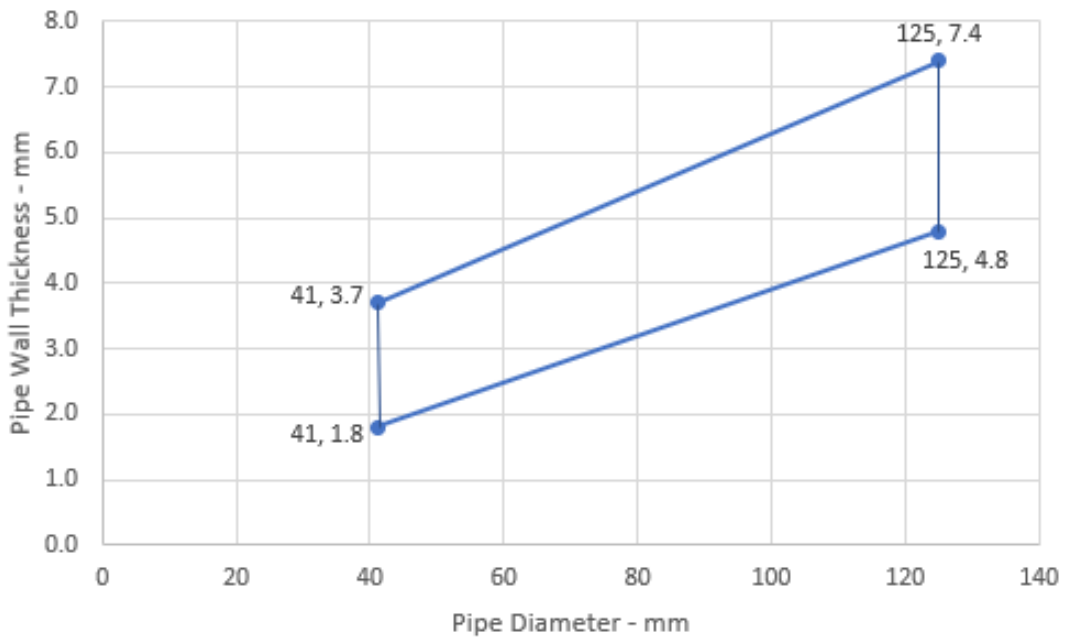
Template for translation. Only for  
internal use

## A.2.12.1

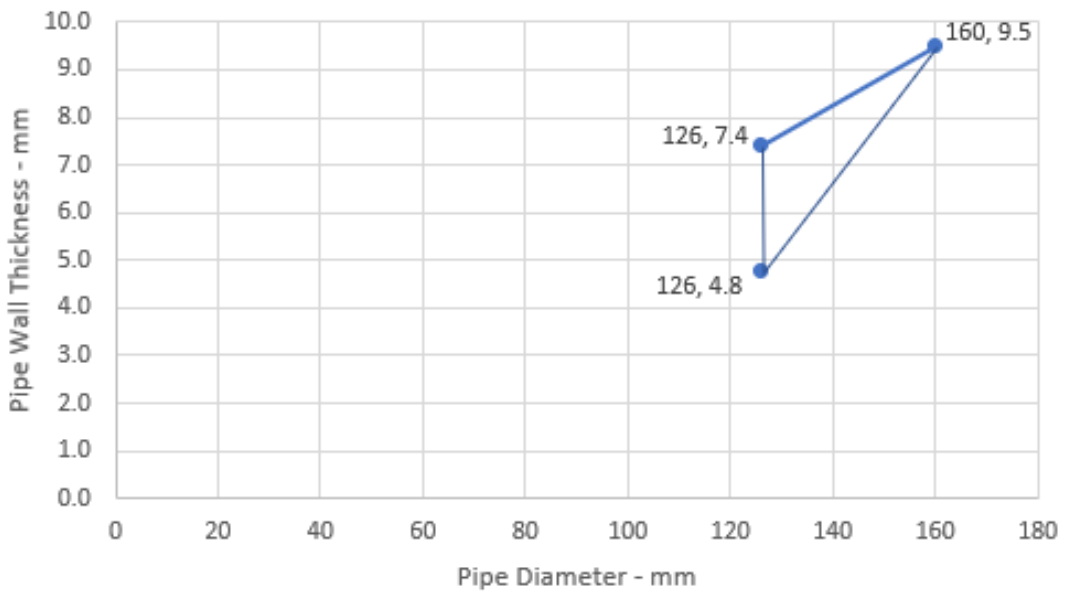
Services	Wrap	Permitted configuration for seal separation	Min. mortar depth and floor thickness	Classification
<b>PVC-U pipes according to EN 1329-1, EN 1452-1 and EN 1453-1, PVC-C according to EN 1566-1</b>				
Diameter 41 mm, wall thickness 1.8-3.7 mm to diameter 125 mm, wall thickness 4.8-7.4 mm*	50 x 7.2 mm (4 x 1.8 layers)	1 & 2	150 mm	EI 60 U/U
125 mm diameter / 7.4 mm wall	50 x 7.2 mm (4 x 1.8 layers)	1 & 2	150 mm	EI 120 U/U
Diameter 126 mm, wall thickness 4.8-7.4 mm to diameter 160 mm, wall thickness 9.5 mm*	75 x 10.8 mm (6 x 1.8 layers)	1	150 mm	E 120 U/U, EI 30 U/U
160 mm diameter / 9.5 mm wall	75 x 7.2 mm (4 x 1.8 layers)	1	150 mm	E 120 U/U, EI 30 U/U
160 mm diameter / 4.5-9.5 mm wall thickness	50 x 10.8 mm (6 x 1.8 layers)	1 & 2	120 mm	EI 120 U/C, EI 120 C/C
Diameter 161 mm, wall thickness 4.5-9.5 mm to diameter 200 mm, wall thickness 4.9-11.9 mm*	75 x 10.8 mm (6 x 1.8 layers)	1 & 2	120 mm	EI 120 C/C
200 mm diameter / 4.9-11.9 mm wall thickness	75 x 10.8 mm (6 x 1.8 layers)	1 & 2	120 mm	EI 240 C/C
Diameter 201 mm, wall thickness 4.9-11.9 mm to diameter 315 mm, wall thickness 7.7 mm*	75 x 18 mm (10 x 1.8 layers)	1	120 mm	EI 120 C/C
315 mm diameter / 7.7 mm wall thickness	75 x 18 mm (10 x 1.8 layers)	1	120 mm	EI 120 C/C
Diameter 161 mm, wall thickness 4.5-9.5 mm to diameter 315 mm, wall thickness 7.7-12.1 mm*	75 x 18 mm (10 x 1.8 layers)	1	120 mm	EI 90 C/C
315 mm diameter / 12.1 mm wall thickness	75 x 18 mm (10 x 1.8 layers)	1	120 mm	EI 90 C/C
Diameter 315 mm, wall thickness 7.7-12.1 mm to diameter 400 mm, wall thickness 15.3 mm*	75 x 28.8 mm (16 x 1.8 layers)	1	120 mm	EI 60 C/C
400mm diameter / 15.3 mm wall thickness	75 x 28.8 mm (16 x 1.8 layers)	1 & 2	120 mm	EI 60 C/C

\* Typical pipe diameters shown, see below graph for intermediate sizes

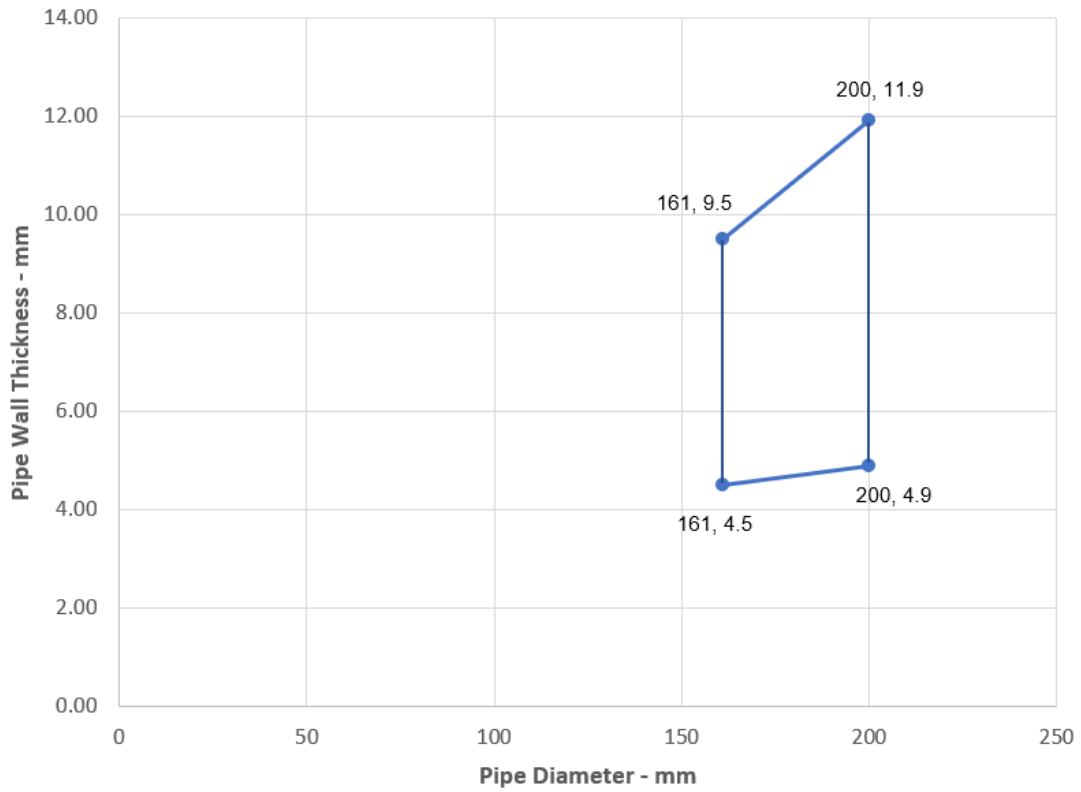
### PVC-U Pipes 41-125 mm Diameter - EI 60 U/U



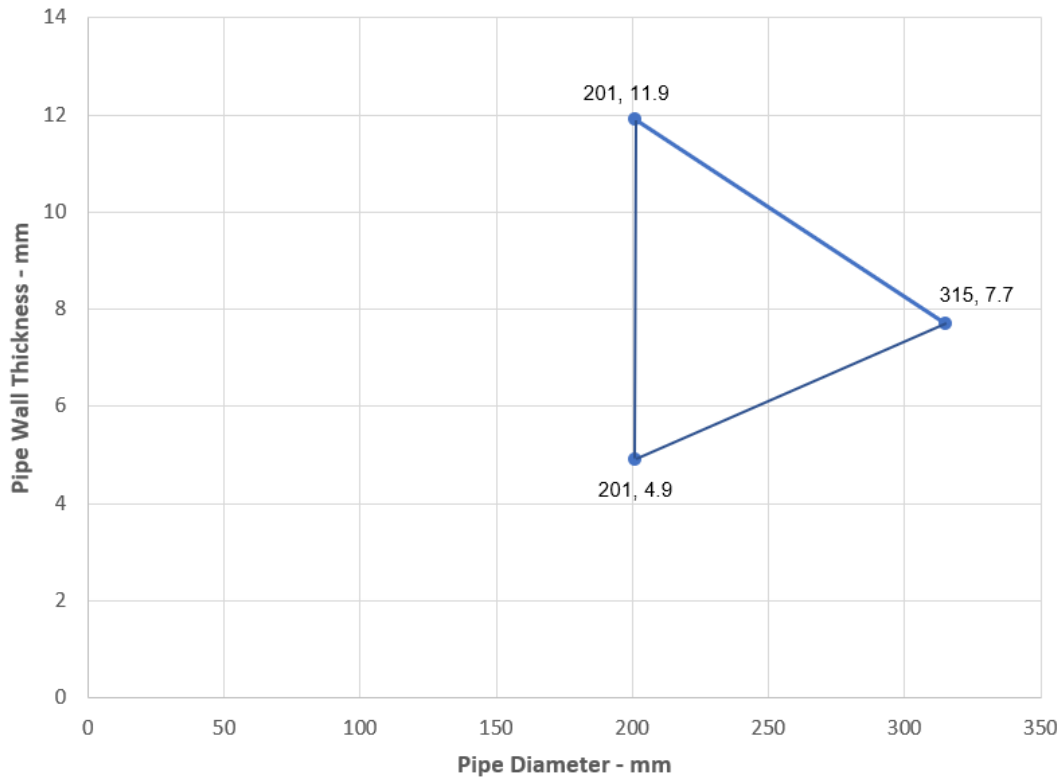
### PVC-U Pipes 126-160 mm Diameter - E 120 U/U, EI 30 U/U



### PVC Pipes 161-200 mm Diameter - EI 120 - C/C



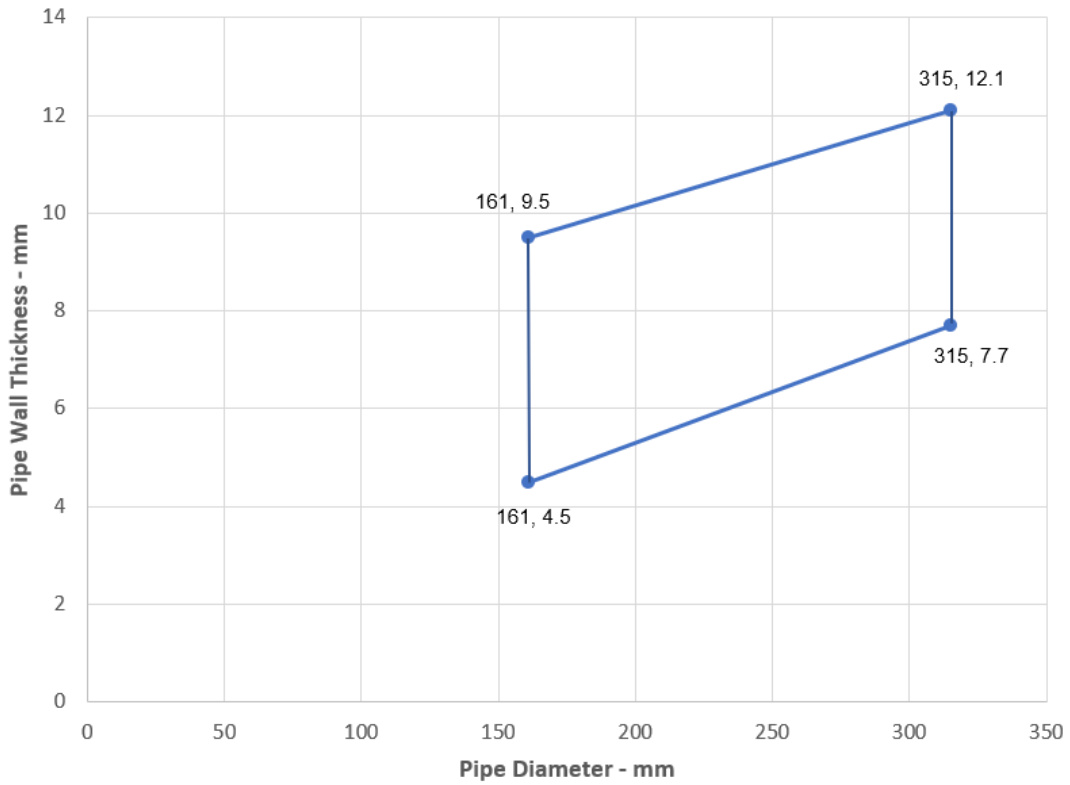
### PVC Pipes 201-315 mm Diameter - EI 120 - C/C



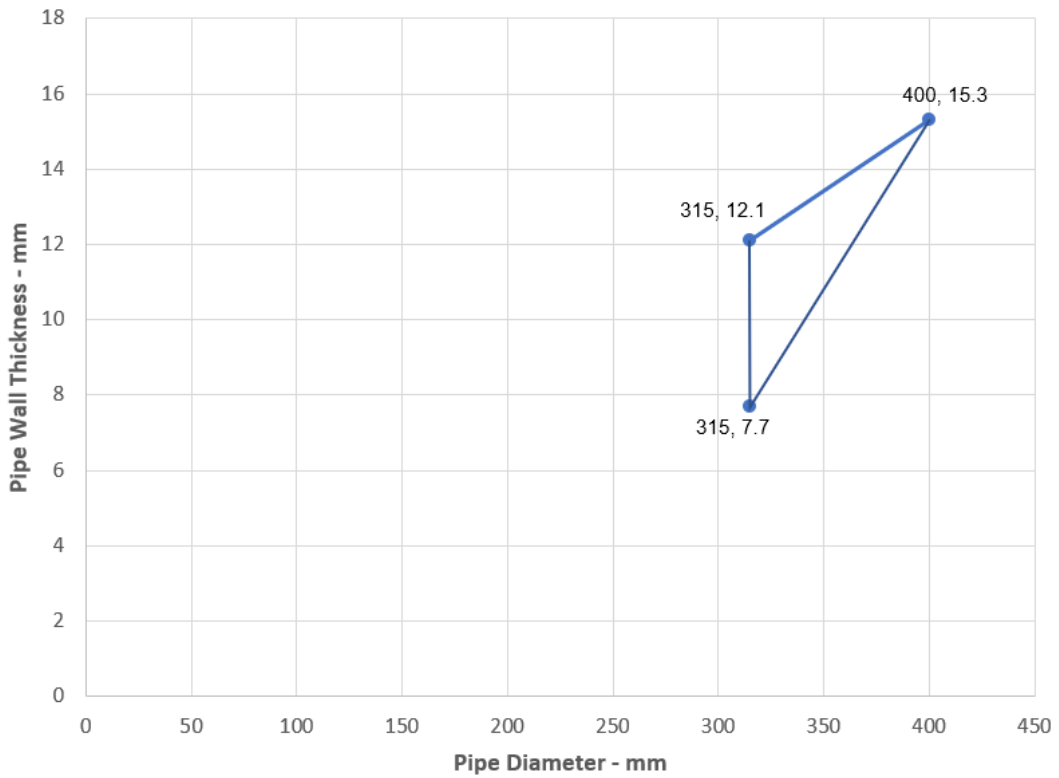
**Declaration of Performance**  
Sikacrete-630 Fire+  
20537727  
2021.12 , ver. 1  
1549

Template for translation. Only for  
internal use

### PVC Pipes 161-315 mm Diameter - EI 90 - C/C



### PVC Pipes 315-400 mm Diameter - EI 60 - C/C



**Declaration of Performance**  
Sikacrete-630 Fire+  
20537727  
2021.12 , ver. 1  
1549

Template for translation. Only for  
internal use

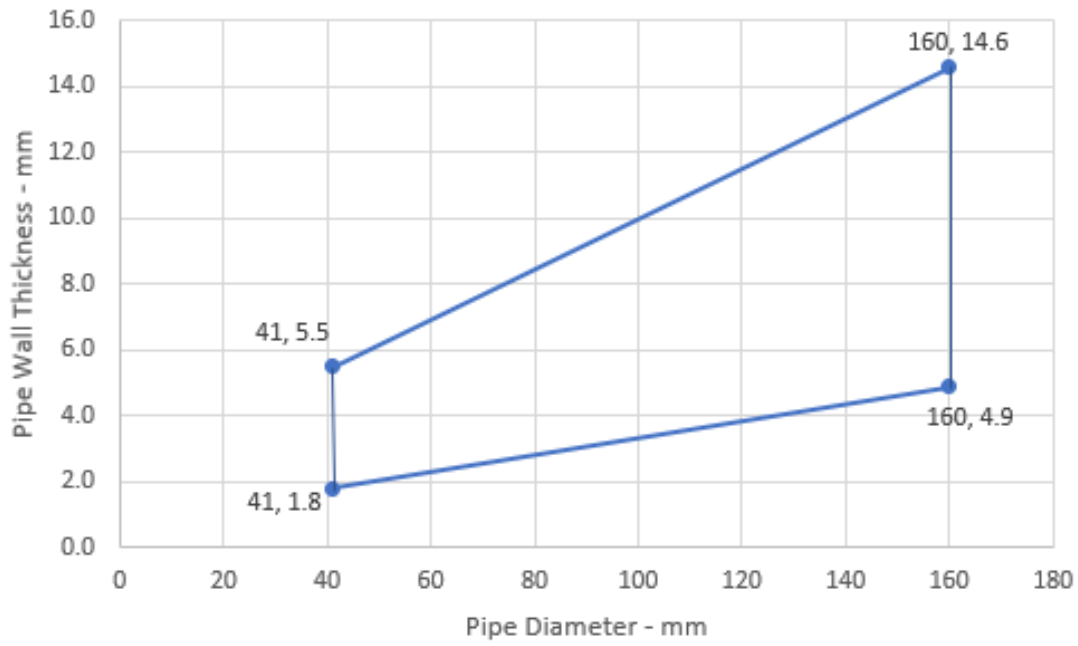




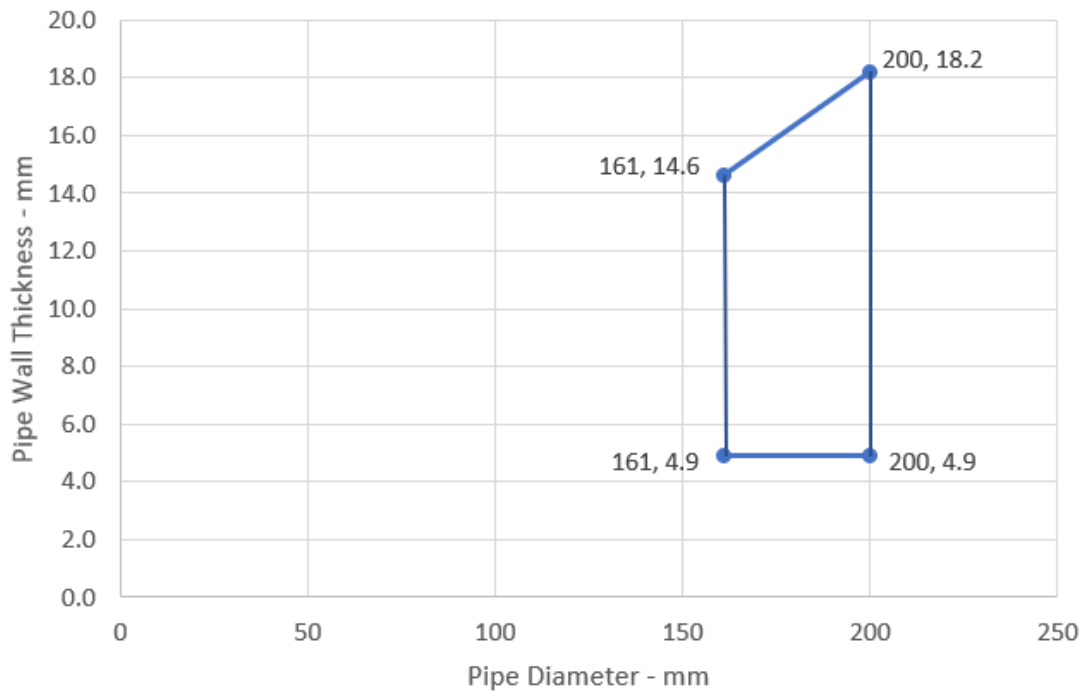
Services	Wrap	Permitted configuration for seal separation	Min. mortar depth and floor thickness	Classification
<b>PP pipes according to EN 1451-1</b>				
Diameter 41 mm, wall thickness 1.8-5.5 mm to diameter 160 mm, wall thickness 4.9-14.6 mm*	75 x 10.8 mm (6 x 1.8 layers)	1 & 2	150 mm	<b>EI 120 U/C</b>
160 mm diameter / 14.6 mm wall	75 x 7.2 mm (4 x 1.8 layers)	1 & 2	150 mm	<b>EI 240 U/U</b>
Diameter 161 mm, wall thickness 4.9-14.6 mm to diameter 200 mm, wall thickness 4.9-18.2 mm*	75 x 10.8 mm (6 x 1.8 layers)	1 & 2	120 mm	<b>EI 240 C/C</b>
Diameter 201 mm, wall thickness 4.9-18.2 mm to diameter 315 mm, wall thickness 7.7 mm*	75 x 18 mm (10 x 1.8 layers)	N/A	150 mm	<b>EI 180 C/C</b>
Diameter 201 mm, wall thickness 4.9-18.2 mm to diameter 315 mm, wall thickness 7.7-28.6 mm*	75 x 18 mm (10 x 1.8 layers)	N/A	150 mm	<b>EI 60 C/C</b>
315 mm diameter / 7.7 mm wall	75 x 18 mm (10 x 1.8 layers)	N/A	150 mm	<b>EI 180 C/C</b>
315 mm diameter / 7.7-28.6 mm wall	75 x 18 mm (10 x 1.8 layers)	1	150 mm	<b>EI 60 C/C</b>
Diameter 315 mm, wall thickness 7.7-28.6 mm to diameter 400 mm, wall thickness 22.7 mm*	75 x 28.8 mm (16 x 1.8 layers)	1	150 mm	<b>EI 60 C/C</b>
400mm diameter / 22.7 mm wall thickness	75 x 28.8 mm (16 x 1.8 layers)	1 & 2	150 mm	<b>EI 60 C/C</b>

\* Typical pipe diameters shown, see below graph for intermediate sizes

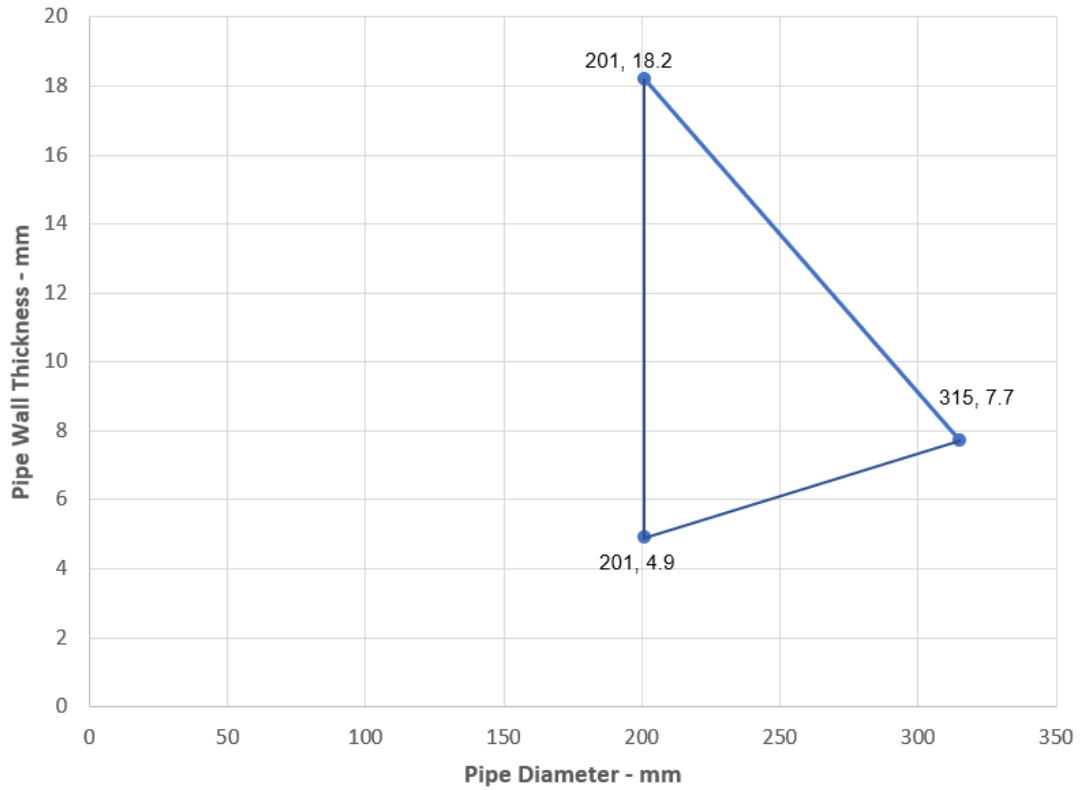
### PP Pipes 41-160 mm Diameter - EI 120 U/C



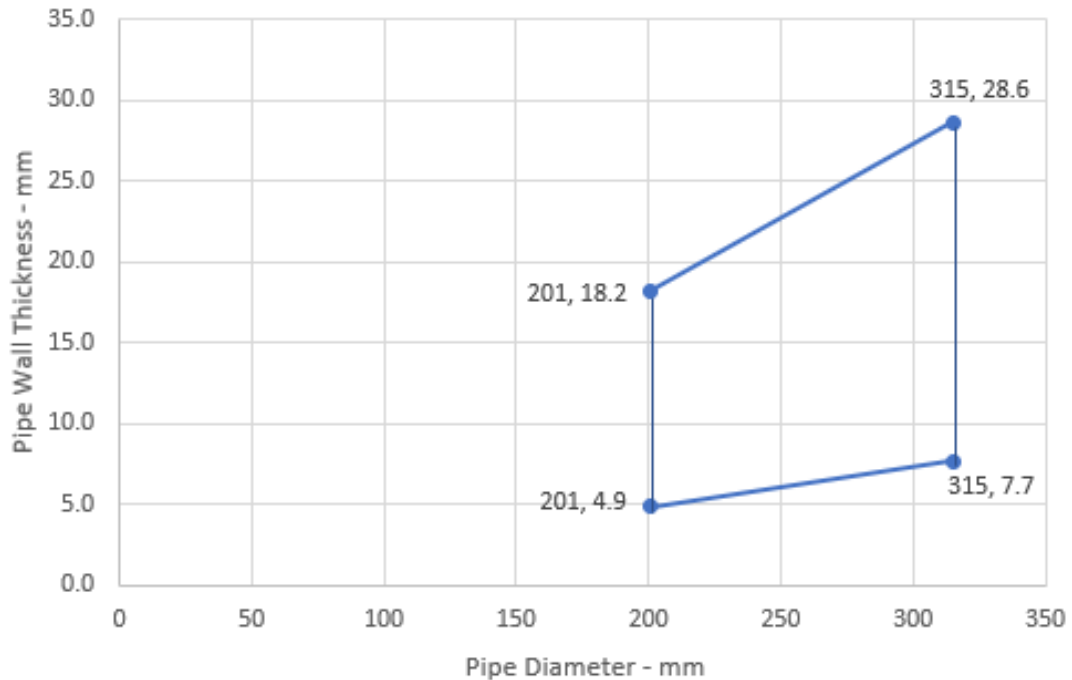
### PP Pipes - EI 240 C/C



### PP Pipes 201-315 mm Diameter - EI 180 - C/C



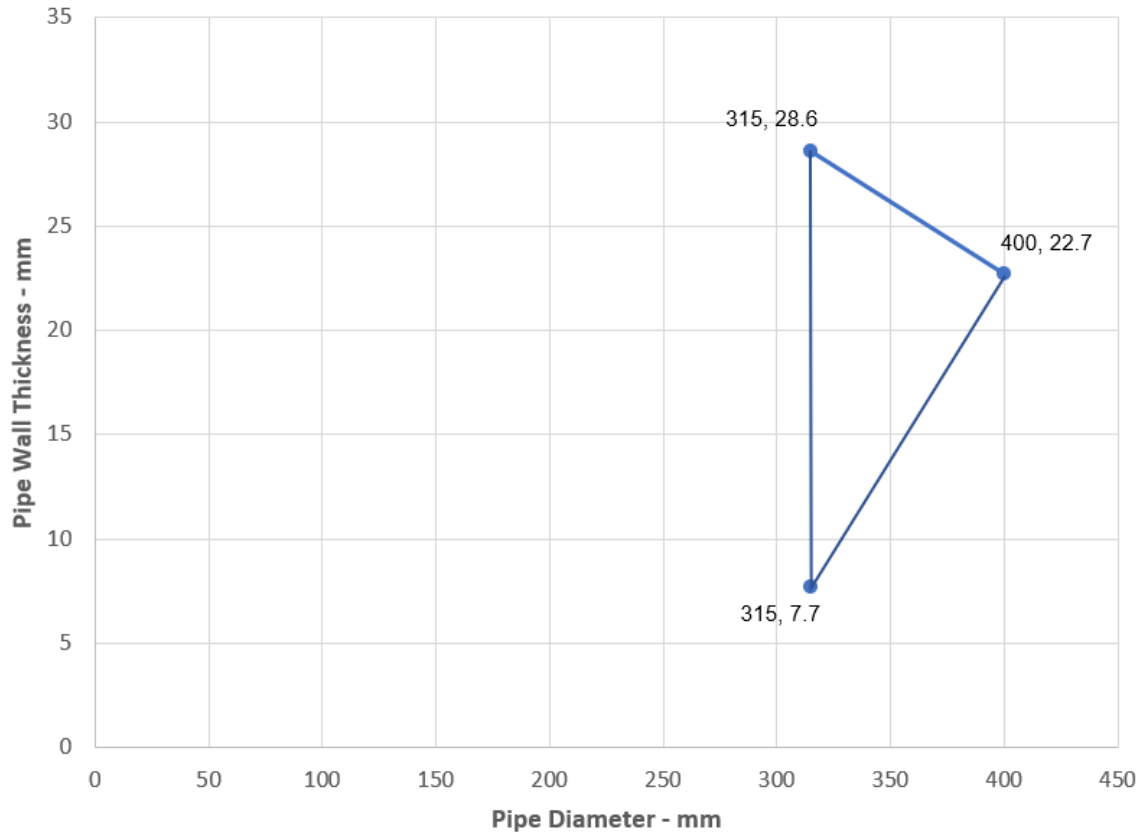
### PP Pipes - EI 60 C/C



**Declaration of Performance**  
Sikacrete-630 Fire+  
20537727  
2021.12 , ver. 1  
1549

Template for translation. Only for  
internal use

## PP Pipes 315-400 mm Diameter - EI 60 - C/C



**Declaration of Performance**  
Sikacrete-630 Fire+  
20537727  
2021.12 , ver. 1  
1549

148/189

Template for translation. Only for  
internal use

**BUILDING TRUST**



Services	Wrap	Permitted configuration for seal separation	Min. mortar depth and floor thickness	Classification
<b>PE pipes according to EN 1519-1, EN 12201-2 and EN 12666-1, ABS according to EN 1455-1 and pipes made from SAN+PVC according to EN 1565-1</b>				
Diameter 126 mm, wall thickness 3.9-11.4 mm to diameter 160 mm, wall thickness 14.6*	75 x 18 mm (10 x 1.8 layers)	N/A	150 mm	<b>E 240 U/U, EI 120 U/U</b>
160 mm diameter / 14.6 mm wall	75 x 7.2 mm (4 x 1.8 layers)	1 & 2	150 mm	<b>E 240 U/U, EI 120 U/U</b>
Diameter 161 mm, wall thickness 4.9-14.6 mm to diameter 200 mm, wall thickness 6.2-18.2 mm*	75 x 10.8 mm (6 x 1.8 layers)	1 & 2	150 mm	<b>EI 120 C/C</b>
200 mm diameter / 6.2-18.2 mm wall thickness	75 x 10.8 mm (6 x 1.8 layers)	1 & 2	120 mm	<b>EI 240 C/C</b>
Diameter 161 mm, wall thickness 4.9-14.6 mm to diameter 315 mm, wall thickness 9.7-18.7 mm*	75 x 18 mm (10 x 1.8 layers)	N/A	150 mm	<b>EI 60 C/C</b>

\* Typical pipe diameters shown, see below graph for intermediate sizes

#### Declaration of Performance

Sikacrete-630 Fire+  
20537727  
2021.12 , ver. 1  
1549

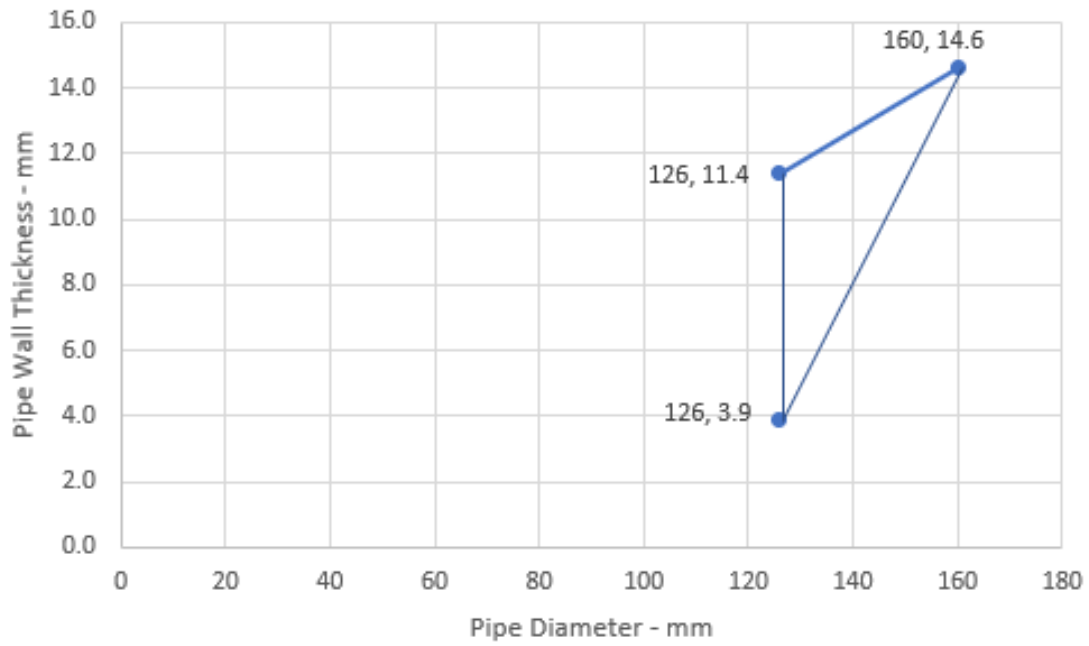
149/189

Template for translation. Only for internal use

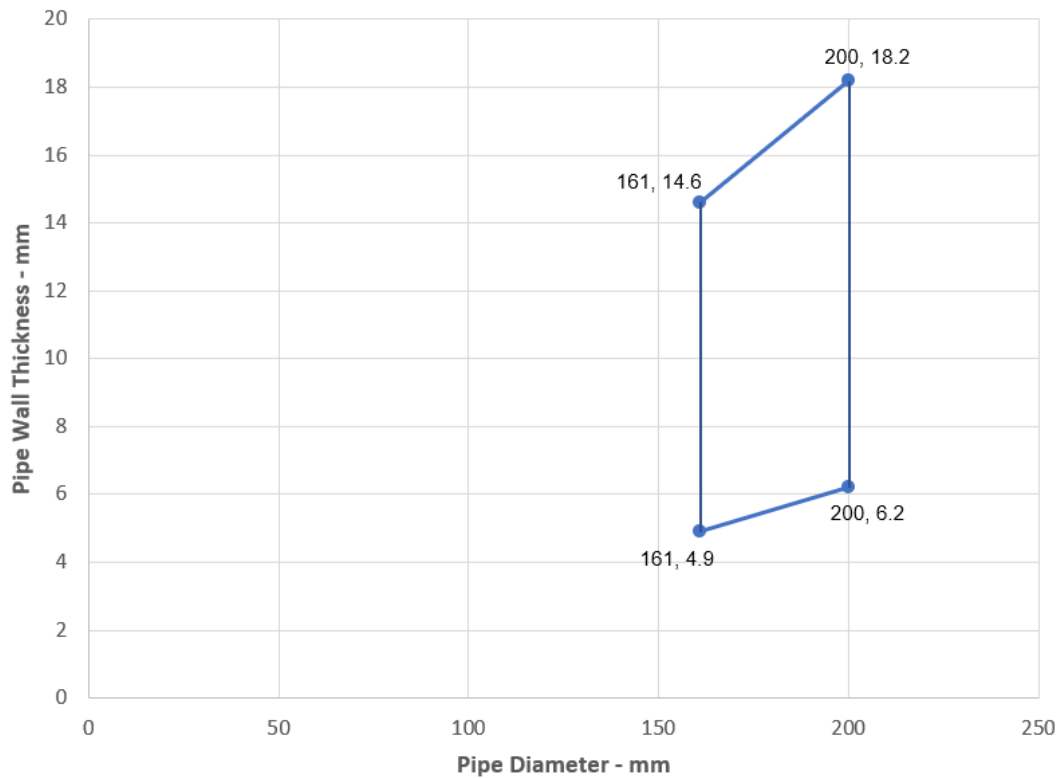
**BUILDING TRUST**



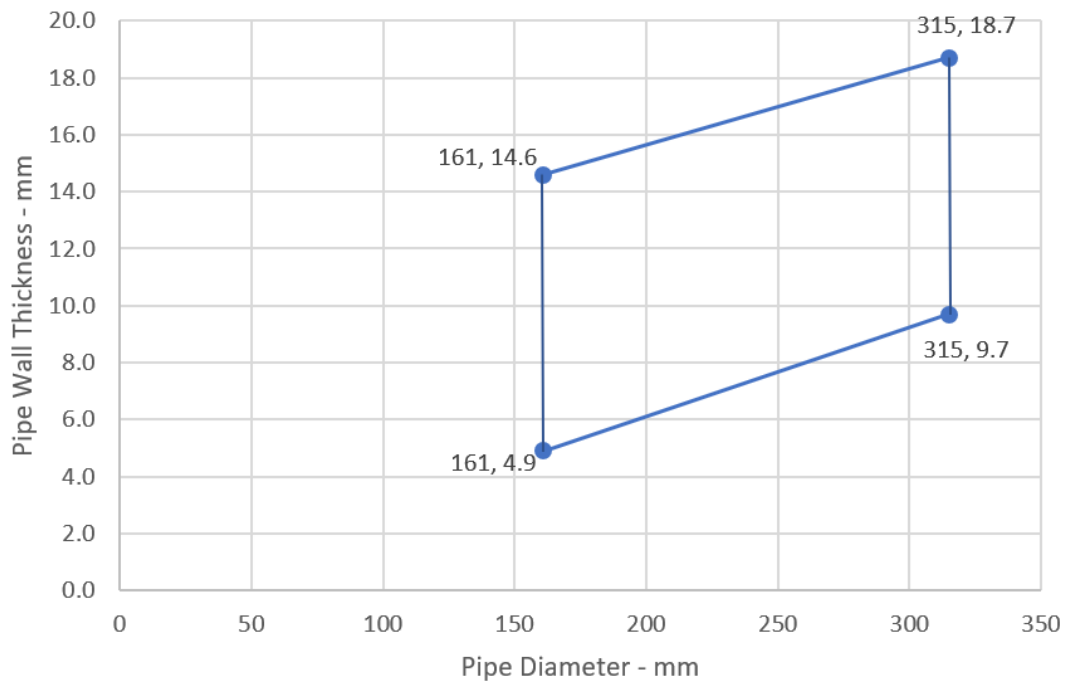
### PE Pipes 126-160 mm Diameter - E 240 U/U, EI 120 U/U



### PE Pipes 161-200 mm Diameter - EI 120 - C/C



### PE Pipes - EI 60 C/C



**Declaration of Performance**  
Sikacrete-630 Fire+  
20537727  
2021.12 , ver. 1  
1549

151/189

Template for translation. Only for  
internal use

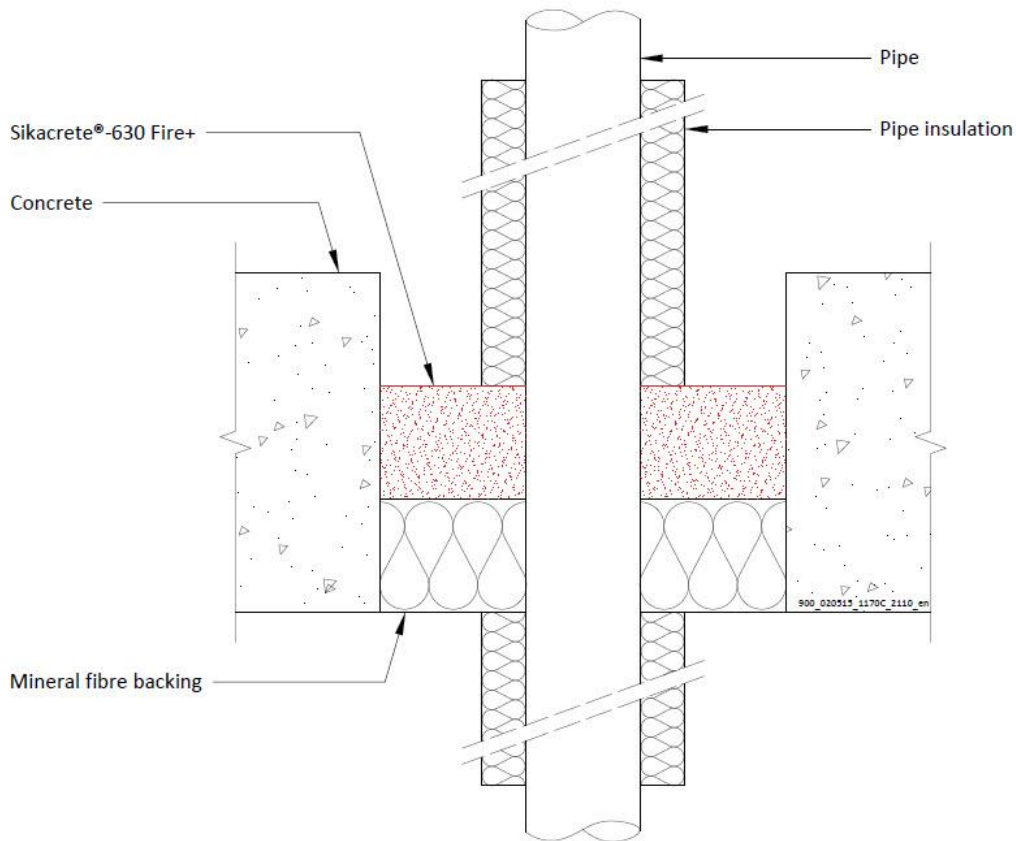
**BUILDING TRUST**



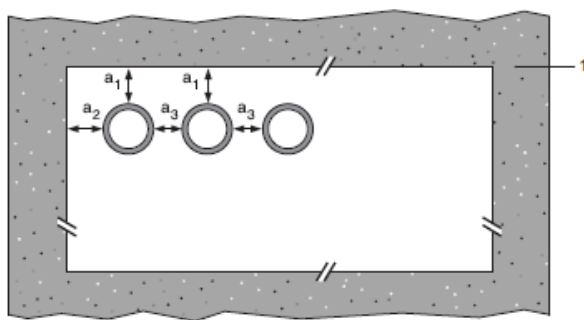
### A.2.13 Pipe penetration seal with 50 mm deep Sikacrete-630 Fire+

**Penetration Seal:** CI (Continuous Interrupted) or LI (Local Interrupted) insulated composite pipes fitted at any position within the aperture (min. separation 10 mm from seal edges), with min. 50 mm Sikacrete-630 Fire+ to either surface of the floor or anywhere between, backed with min. 50 mm stone wool min. 150 kg/m<sup>3</sup>.

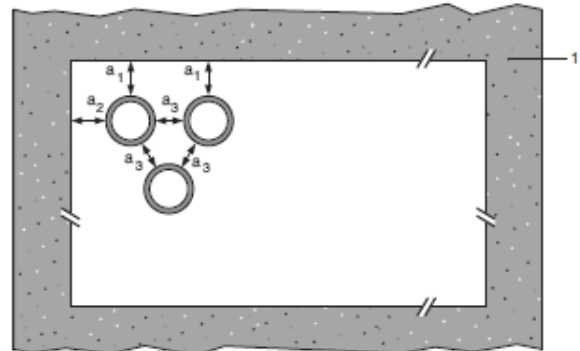
Construction details:



Configuration 1



Configuration 2



**Key**

- 1 Supporting construction
- a1 Pipe / top edge of seal separation
- a2 Pipe / side edge of seal separation
- a3 Pipe / pipe separation

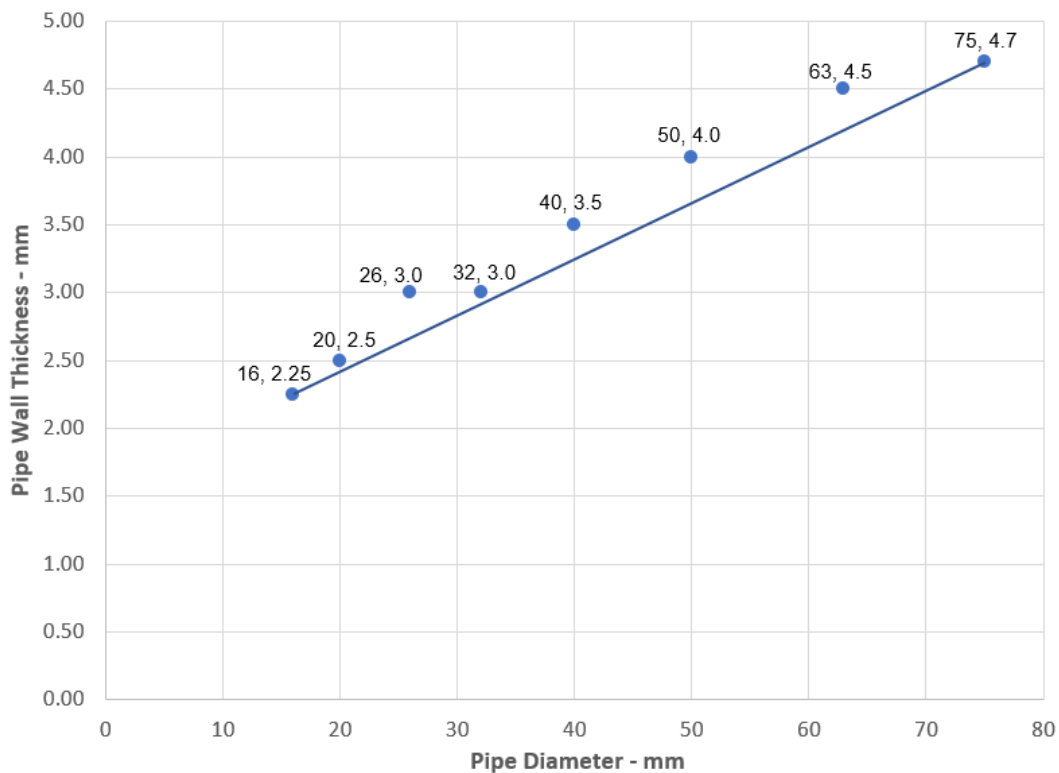


### A.2.13.1 Single side penetration seal with pipes

Services	Maximum Aperture	Insulation	Classification
Alupex pipes			
16 mm diameter/2.25 mm wall*	135 x 135 mm	500 mm long, minimum 20 mm Stone wool insulation minimum 80 kg/m <sup>3</sup>	EI 240 C/C
16 mm diameter/2.25 mm wall*			E 240 C/C, EI 180 C/C
20 mm diameter/2.5 mm wall*			
26 mm diameter/3 mm wall*			
32 mm diameter/3 mm wall*			
40 mm diameter/3.5 mm wall*			
50 mm diameter/4 mm wall*			
63 mm diameter/4.5 mm wall*			
75 mm diameter/4.7 mm wall*			
16 mm diameter/2.25 mm wall*			
20 mm diameter/2.5 mm wall*			
26 mm diameter/3 mm wall*			
32 mm diameter/3 mm wall*			
40 mm diameter/3.5 mm wall*			
50 mm diameter/4 mm wall*			
63 mm diameter/4.5 mm wall*			
75 mm diameter/4.7 mm wall*			

\* Typical pipe diameters shown, see below graph for intermediate sizes

**Pipe diameter vs Wall thickness - Alupex Pipes - C/C**



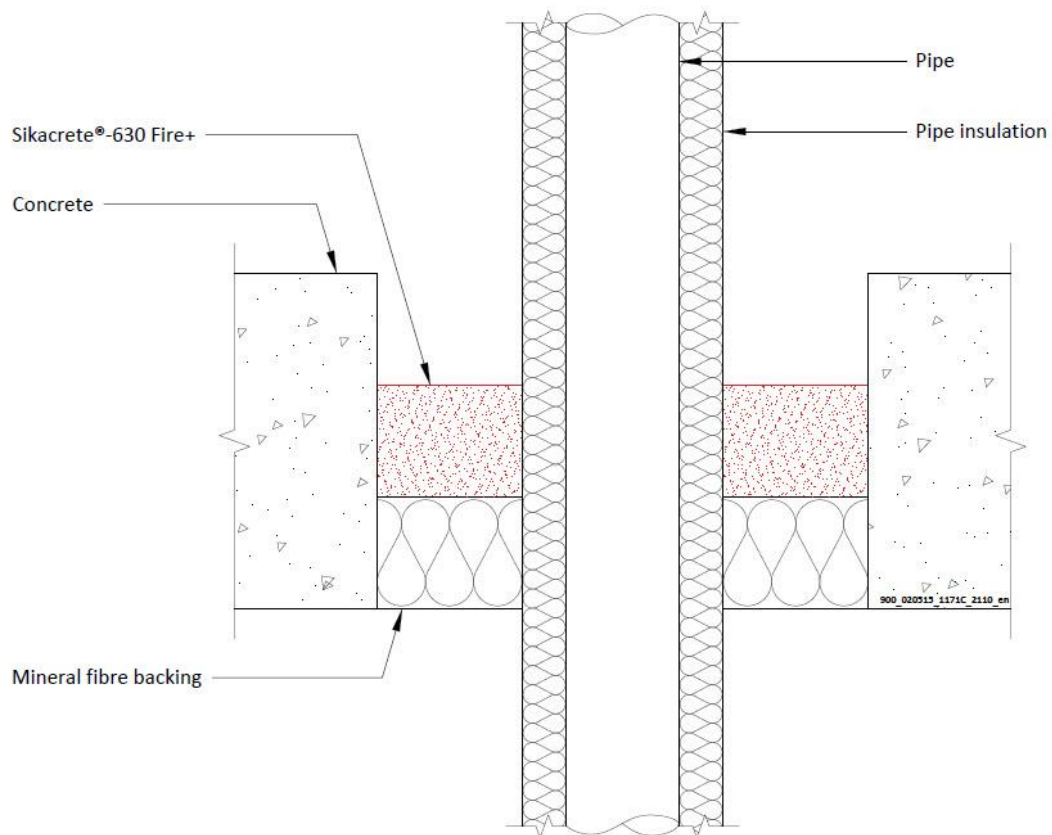
**Declaration of Performance**  
 Sikacrete-630 Fire+  
 20537727  
 2021.12 , ver. 1  
 1549

Template for translation. Only for  
 internal use

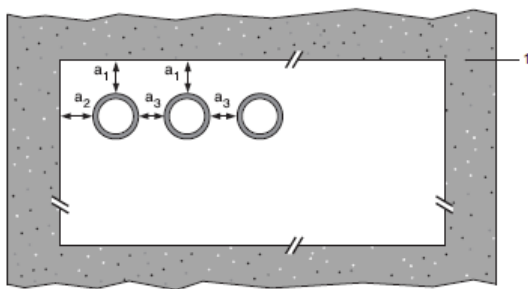
### A.2.14 Pipe penetration seal with 50 mm deep Sikacrete-630 Fire+

**Penetration Seal:** CS (Continuous Sustained) insulated metal pipes, uninsulated metal pipes and composite with Sikacrete-630 Fire+, to either side of the floor, backed with stone wool board min. 150 kg/m<sup>3</sup>. Minimum separation from pipes to seal edges of 30 mm (a1 & a2). Maximum seal size as section 2. 4).

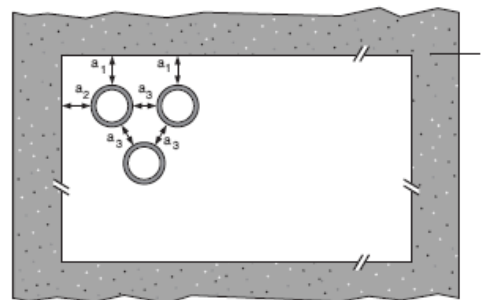
Construction details:



**Configuration 1**



**Configuration 2**



**Key**

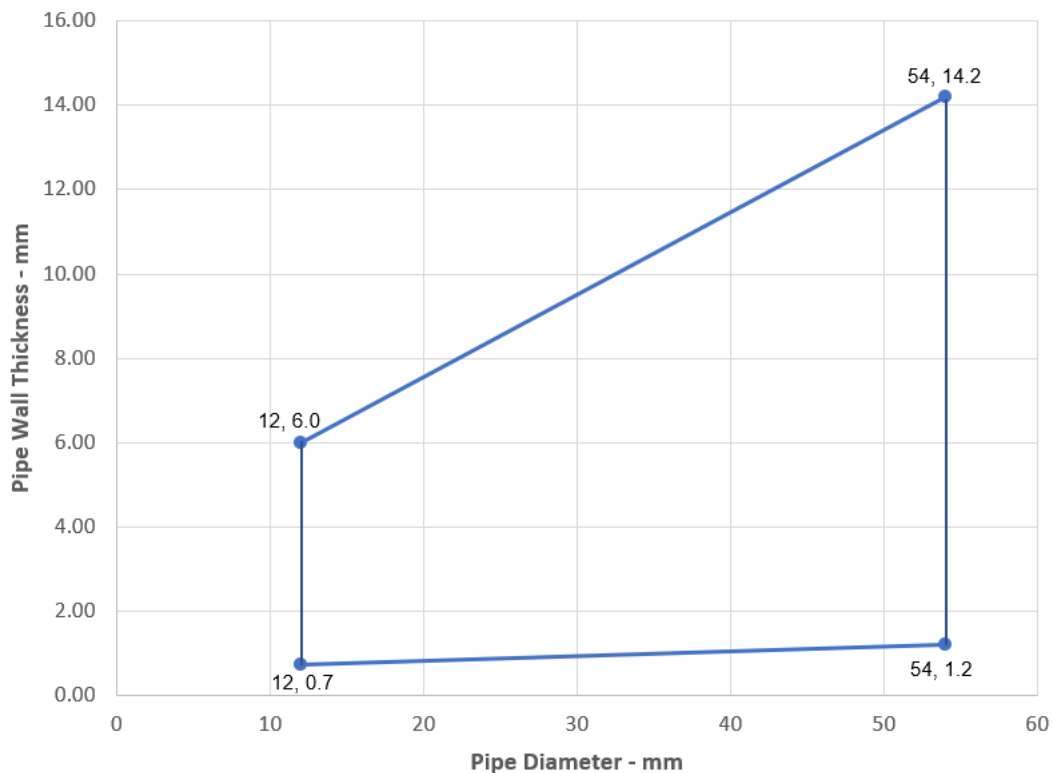
- 1 Supporting construction
- a1 Pipe / top edge of seal separation
- a2 Pipe / side edge of seal separation
- a3 Pipe / pipe separation

### A.2.14.1 Single side penetration seal with pipes

Services	Maximum Aperture	Insulation	Classification	
Copper or steel pipes	As section 2. 4)	20-80 mm Stone wool insulation minimum 80 kg/m <sup>3</sup>	E 180 C/C, EI 120 C/C	
12 -54 mm diameter/0.7-14.2 mm wall*			None	E 180 C/C, EI 120 C/C
6 mm diameter/0.7-3 mm wall*				E 180 C/C, EI 30 C/C
7-15 mm diameter/0.7-7.5 mm wall*		None	None	E 180 C/C
16-54mm diameter/1.2-14.2mm wall*				EI 180 C/U
Steel pipes		None	None	E 180 C/U, EI 20 C/U
4-16 mm diameter/1.0-8.0 mm wall*				EI 180 C/C
17-324 mm diameter/6.35-14.2 mm wall*		None	None	E 180 C/C, EI 30 C/C
Alupex Pipes				EI 180 C/C
16-20 mm diameter/2.0 mm wall		20 mm glass- or stone wool insulation minimum 75 kg/m <sup>3</sup>	None	E 180 C/C, EI 30 C/C
75mm diameter/4.6mm wall				EI 180 C/C
16 mm diameter/2.25 mm wall		25-50 mm glass- or stone wool insulation minimum 75 kg/m <sup>3</sup>	None	EI 120 C/C
16-75 mm diameter/2.25-4.6 wall*				

\* Typical pipe diameters shown, see below graph for intermediate sizes

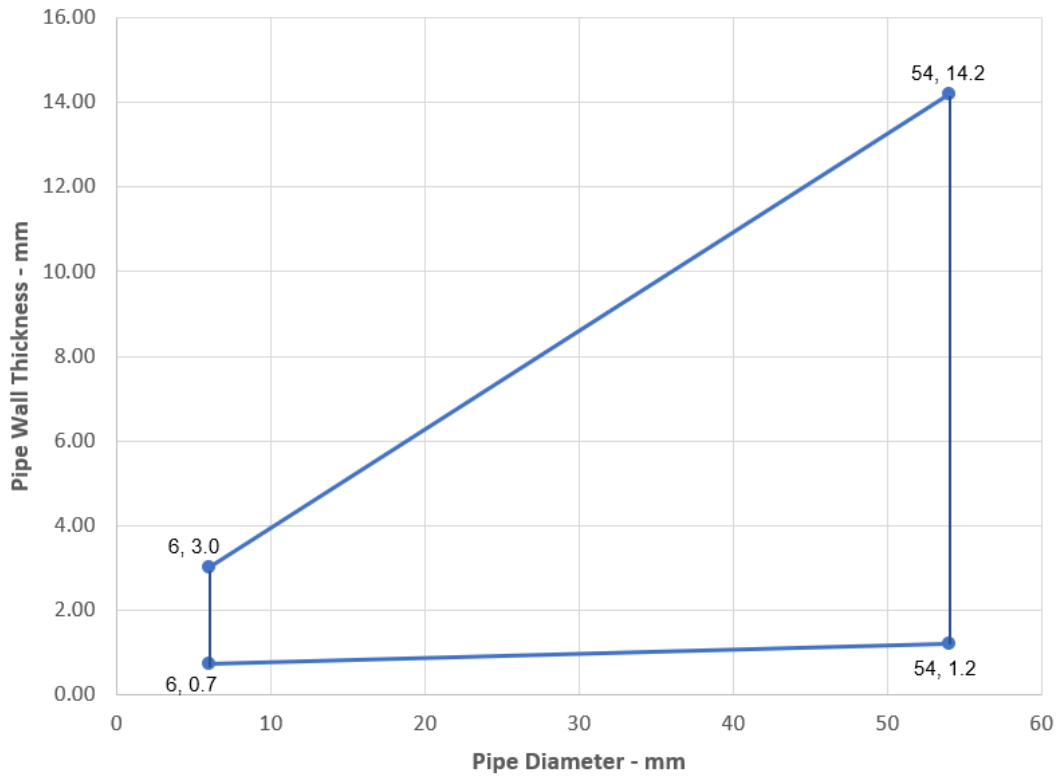
**Copper and Steel pipes with Stonewool Insulation CS**



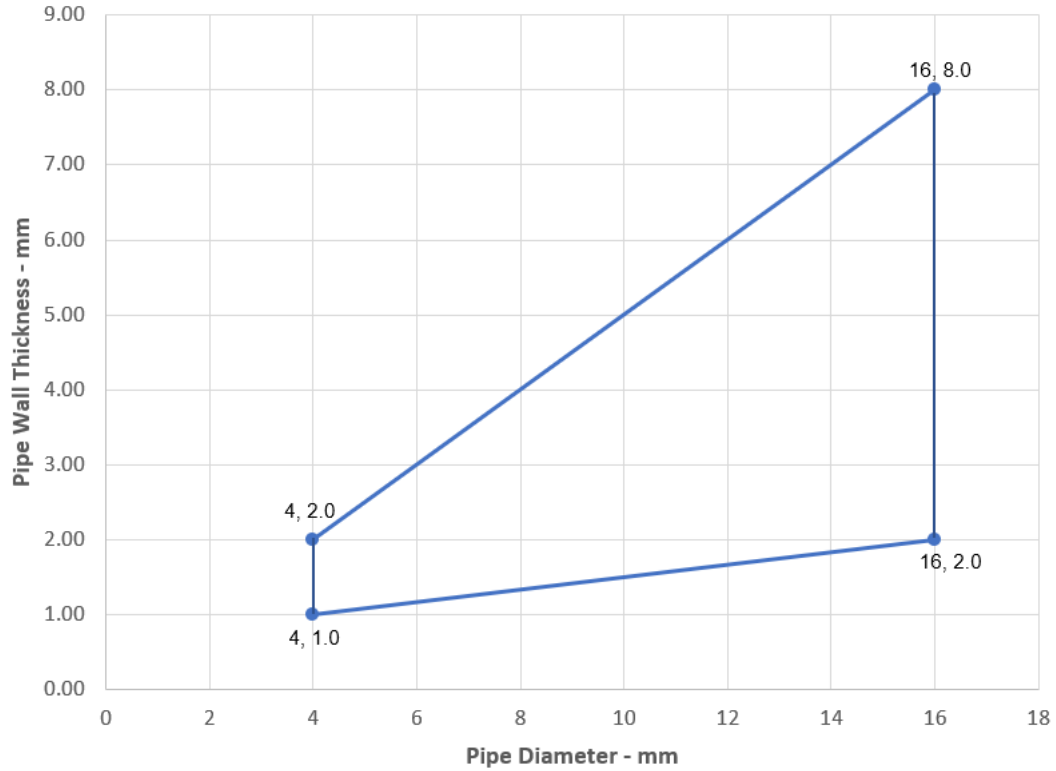
**Declaration of Performance**  
 Sikacrete-630 Fire+  
 20537727  
 2021.12 , ver. 1  
 1549

Template for translation. Only for internal use

### Copper and Steel pipes without Insulation



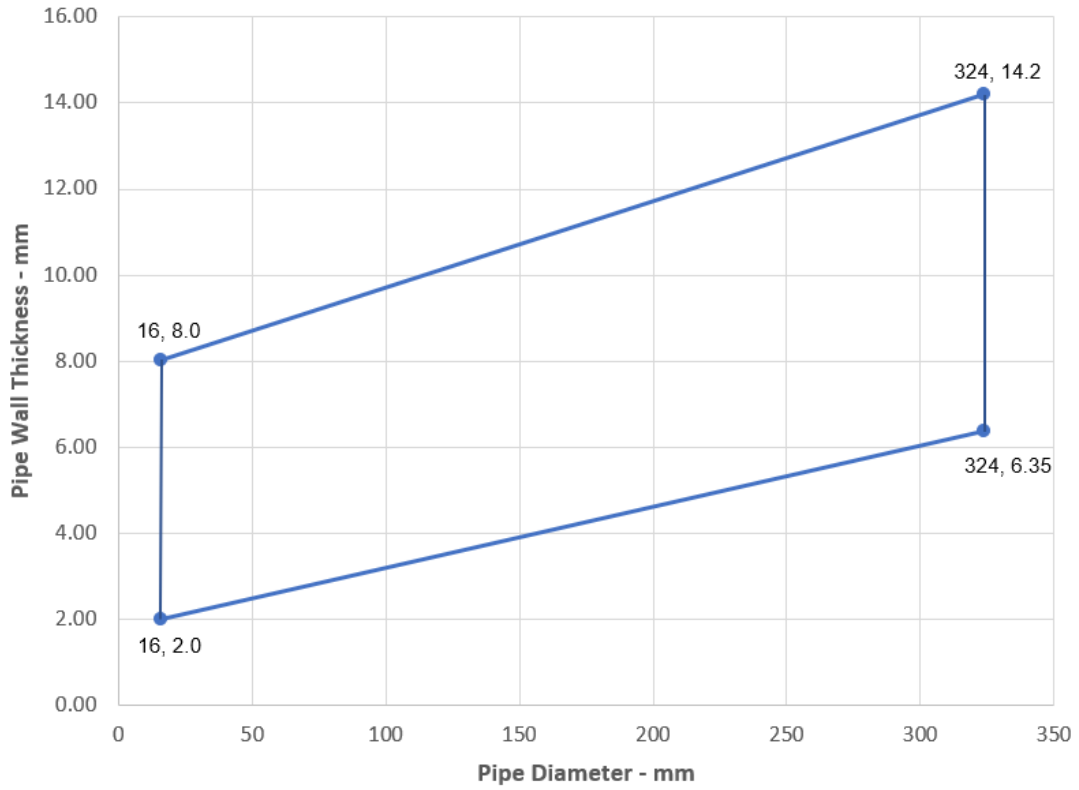
### Steel pipes 4-16 mm Diameter without Insulation



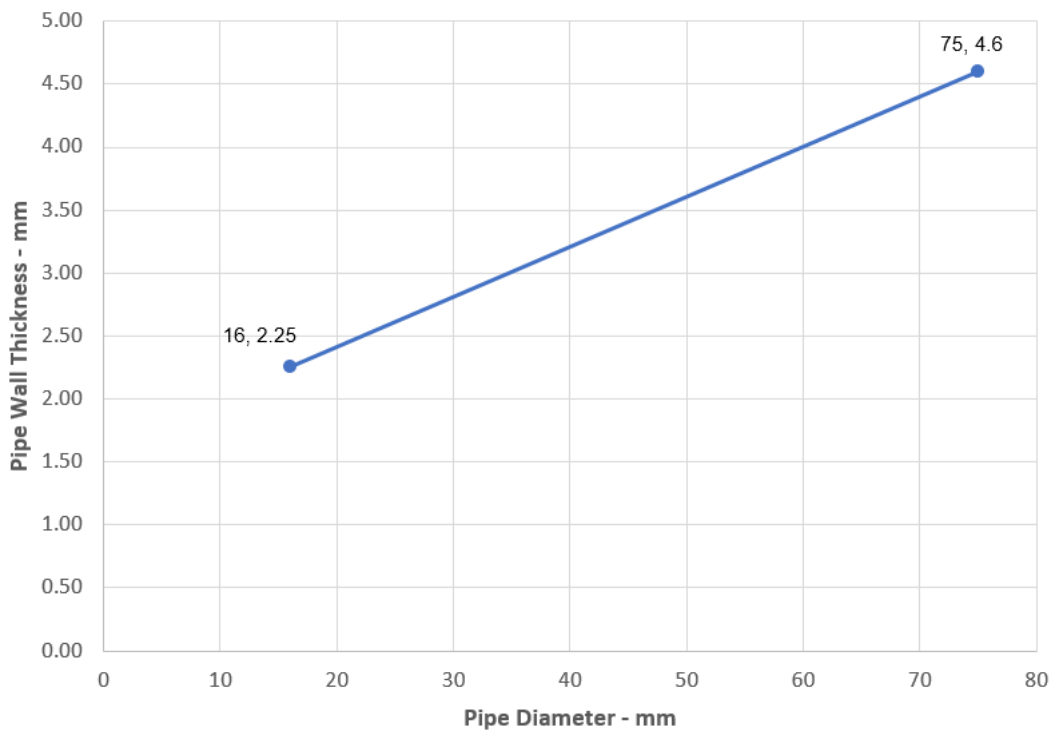
**Declaration of Performance**  
 Sikacrete-630 Fire+  
 20537727  
 2021.12 , ver. 1  
 1549

Template for translation. Only for  
 internal use

### Steel pipes 16-324 mm Diameter without Insulation



### Alupex pipes 16-75 mm Diameter with Glass or Stonewool Insulation CS



**Declaration of Performance**  
 Sikacrete-630 Fire+  
 20537727  
 2021.12 , ver. 1  
 1549

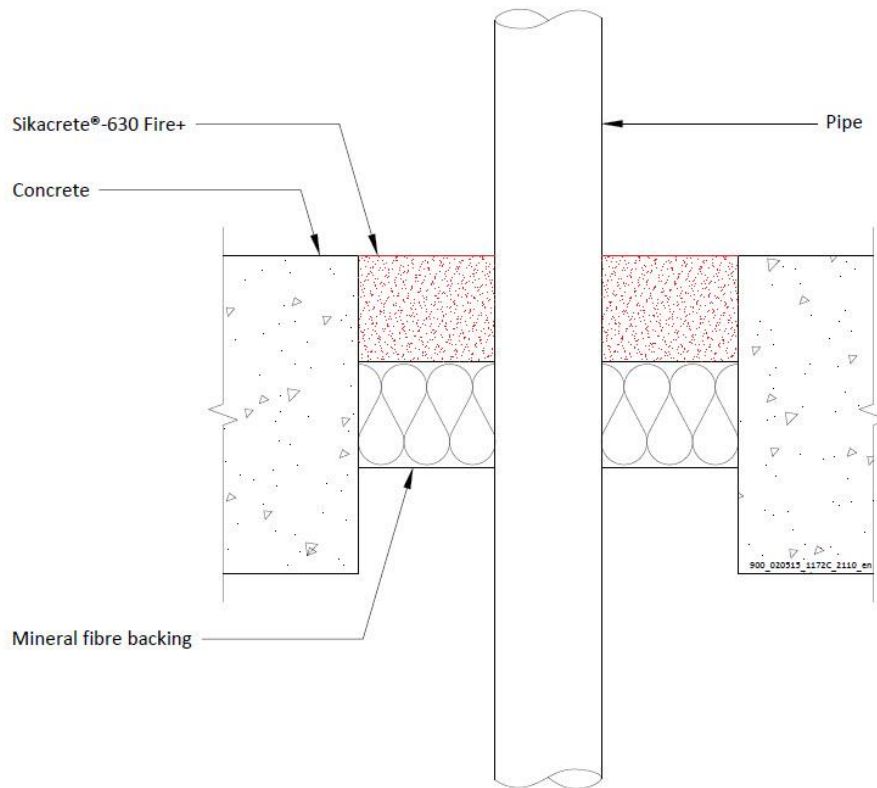
Template for translation. Only for  
 internal use



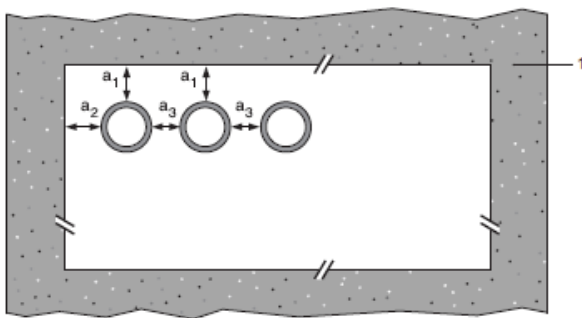
### A.2.15 Pipe penetration seal with 50 mm deep Sikacrete-630 Fire+

**Penetration Seal:** Plastic pipes fitted at any position within the aperture (min. separation 30 mm from seal edges and 30 mm from other services), with min. 50 mm Sikacrete-630 Fire+ flush with the top of floor, backed with min. 50 mm stone wool min. 150 kg/m<sup>3</sup>

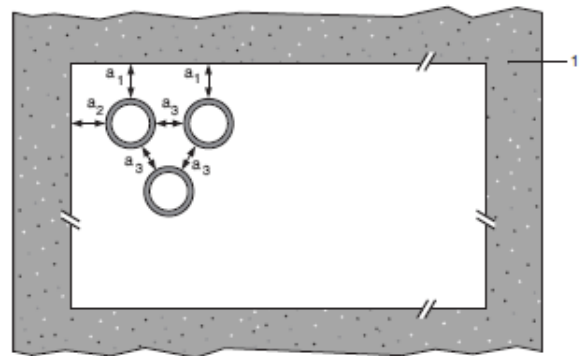
Construction details:



Configuration 1



Configuration 2



**Key**

- 1 Supporting construction
- a1 Pipe / top edge of seal separation
- a2 Pipe / side edge of seal separation
- a3 Pipe / pipe separation

**Declaration of Performance**  
 Sikacrete-630 Fire+  
 20537727  
 2021.12 , ver. 1  
 1549

Template for translation. Only for  
 internal use

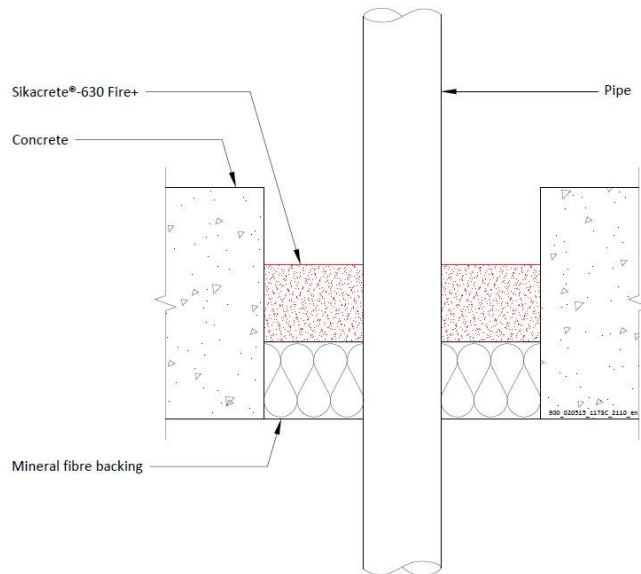
**A.2.15.1 Single sided penetration seal with pipes**

Services	Wrap	Maximum aperture	Classification
40 mm diameter /3 mm wall PP pipes according to EN 1451-1	None	As section 2. 4)	<b>EI 120 C/C</b>
40 mm diameter /4 mm wall PE pipes according to EN 1519-1, EN 12201-2 and EN 12006-1\$, ABS according to EN 1455-1 and pipes made from SAN+PVC according to EN 1565-1			
110 mm diameter /4.3 mm wall PE pipes according to EN 1519-1, EN 12201-2 and EN 12006-1\$, ABS according to EN 1455-1 and pipes made from SAN+PVC according to EN 1565-1	50 x 1.8mm		<b>EI 60 C/C</b>

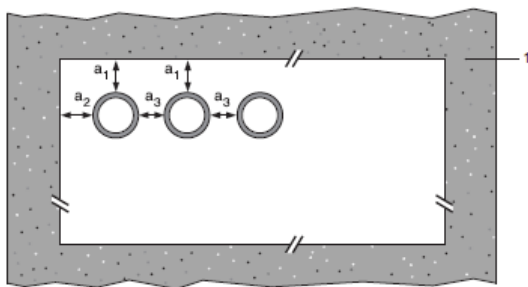
### A.2.16 Pipe penetration seal with 50 mm deep Sikacrete-630 Fire+

**Penetration Seal:** Combustible pipes sealed with Sikacrete-630 Fire+, to either side of the floor, backed with stone wool board min. 150 kg/m<sup>3</sup>. Minimum separation between pipes of 30 mm (a<sub>3</sub>) and from seal edges 30 mm (a<sub>1</sub> & a<sub>2</sub>). Maximum seal size as section 2. 4).

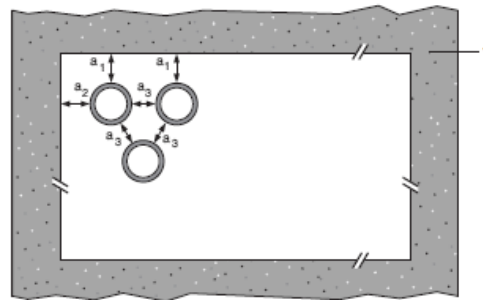
Construction details:



#### Configuration 1



#### Configuration 2



#### Key

- 1 Supporting construction
- a1 Pipe / top edge of seal separation
- a2 Pipe / side edge of seal separation
- a3 Pipe / pipe separation

#### A.2.16.1 Single side penetration seal with cables

Services	Seal Depth	Permitted configuration for seal separation	Classification
PVC-U pipes according to EN 1329-1, EN 1452-2 and EN 1453-1 <sup>^</sup> , PVC-C according to EN 1566-1			
Diameter 16 mm, wall thickness 1.6 – 3.4 mm, to diameter 40 mm, wall thickness 1.9-3.0 mm*	Min. 50 mm	1 & 2 between all specified pipes	EI 120 U/C, C/C

\* See below graph for intermediate sizes

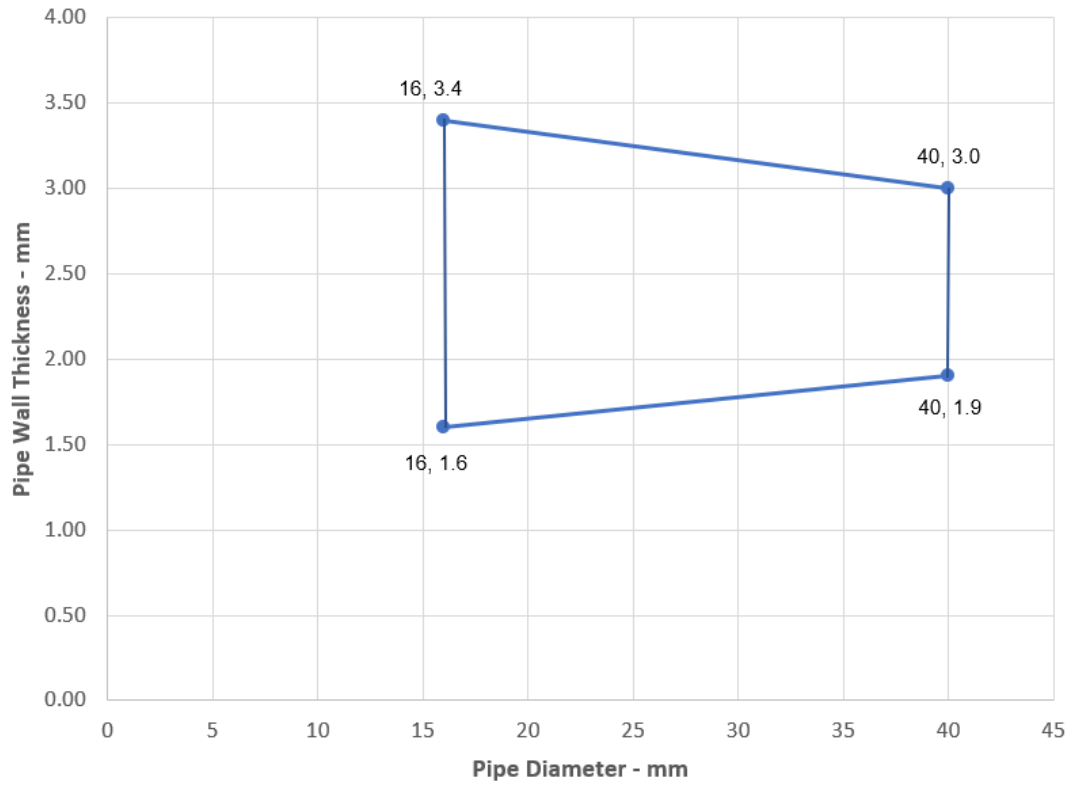
#### Declaration of Performance

Sikacrete-630 Fire+  
20537727  
2021.12, ver. 1  
1549

Template for translation. Only for internal use



### PVC Pipes - EI 120 - U/C



**Declaration of Performance**  
Sikacrete-630 Fire+  
20537727  
2021.12 , ver. 1  
1549

161/189

Template for translation. Only for  
internal use

**BUILDING TRUST**

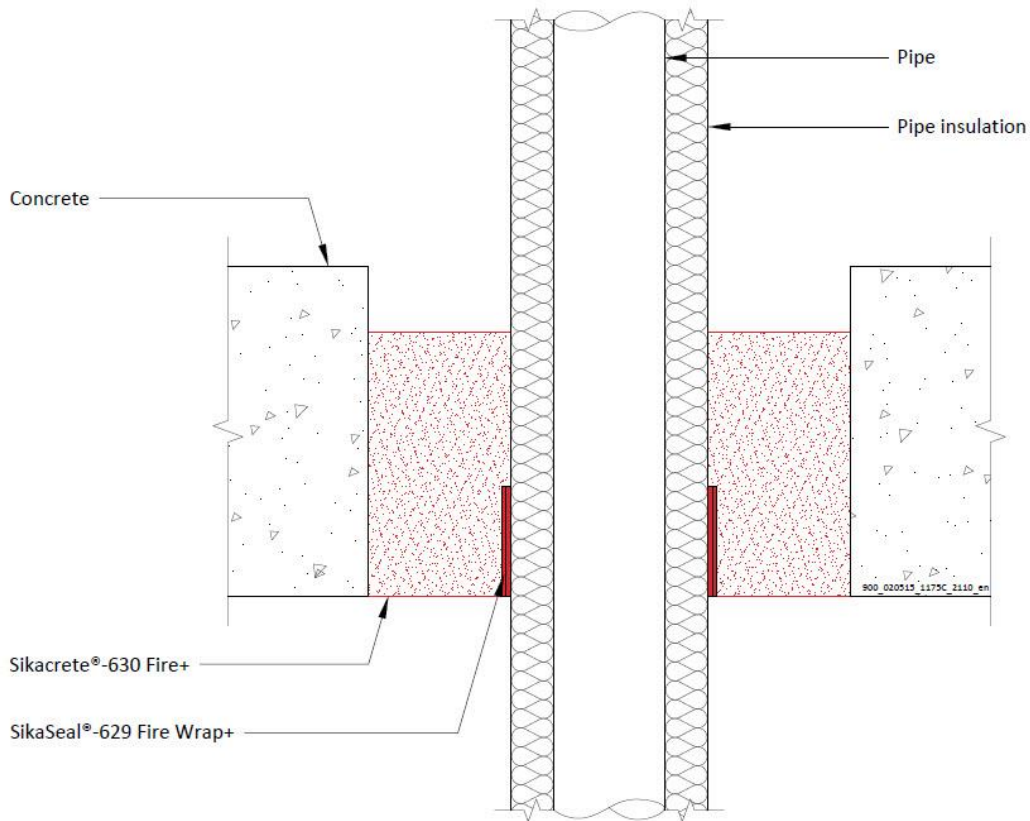


### A.3 Rigid floor constructions according to 1.2.1 with floor thickness of minimum 120 mm

#### A.3.1 Pipe penetration seal with 120 mm deep Sikacrete-630 Fire+

**Penetration Seal:** CS (Continuous Sustained) insulated plastic pipes fitted at any position within the aperture (min. separation 30 mm from seal edges and 30 mm from other services), with min. 120 mm Sikacrete-630 Fire+ to either surface of the floor or anywhere between. SikaSeal-629 Fire Wrap+ are required to be fitted around combustible pipe insulation to the bottom of the seal, as indicated below. Maximum seal size as section 2. 4).

Construction details:



#### A.3.1.1 Single sided penetration seal with pipes

Services	Outer diameter including insulation	Pipe wrap	Pipe insulation	Classification
PE pipes according to EN 1519-1, EN 12201-2 and EN 12006-1, ABS according to EN 1455-1 and pipes made from SAN+PVC according to EN 1565-1				
Maximum 160 mm diameter pipe*	Maximum 68 mm diameter	50 x 3.6 mm (2 x 1.8 layers)	9-50 mm Elastomeric insulation minimum class B-s3,d0 or foil faced phenolic foam insulation	EI 240 C/C
	Maximum 178 mm diameter	75 x 10.8 mm (6 x 1.8 layers)		EI 120 C/C
	Maximum 260 mm diameter	75 x 18.0 mm (10 x 1.8 layers)		
PP pipes according to EN 1852-1: 2009				
Maximum 160 mm diameter pipe*	Maximum 68 mm diameter	50 x 3.6 mm (2 x 1.8 layers)	9-50 mm Elastomeric insulation minimum class B-s3,d0 or foil faced phenolic foam insulation	E 240 C/C, EI 180 C/C
	Maximum 178 mm diameter	75 x 10.8 mm (6 x 1.8 layers)		EI 240 C/C
	Maximum 260 mm diameter	75 x 18.0 mm (10 x 1.8 layers)		EI 120 C/C

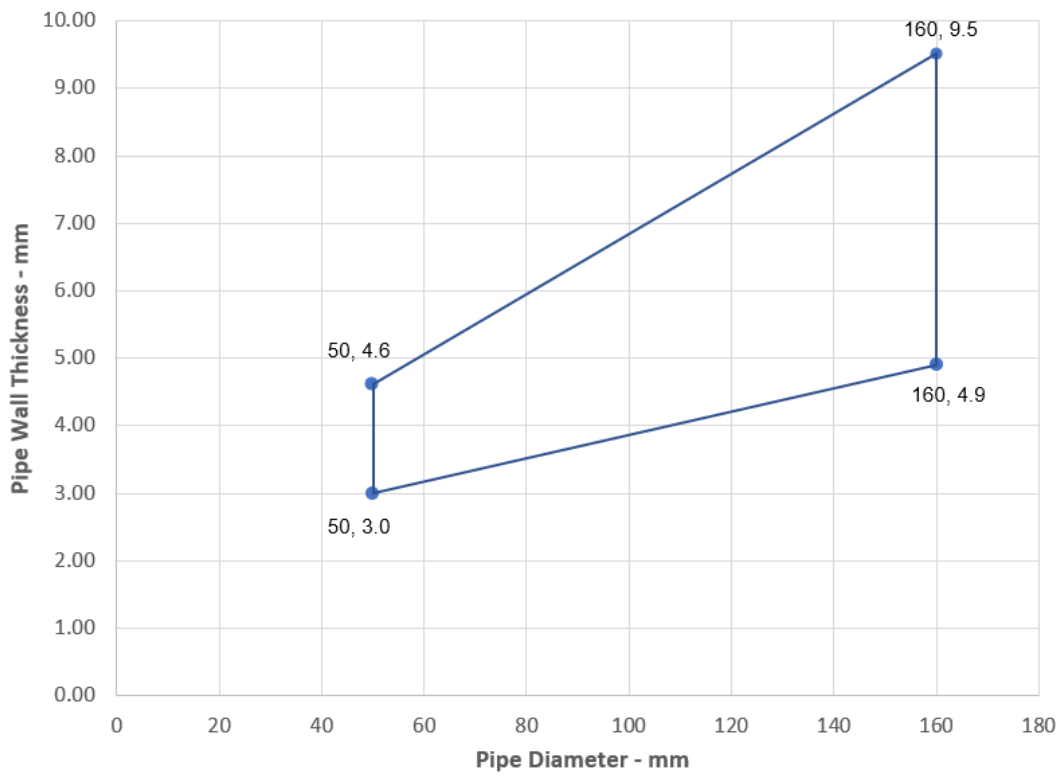
#### Declaration of Performance

Sikacrete-630 Fire+  
20537727  
2021.12 , ver. 1  
1549

Template for translation. Only for internal use

\*See below graph for interpolation pipe sizes

### PE pipes 50-160 mm Diameter with Insulation CS

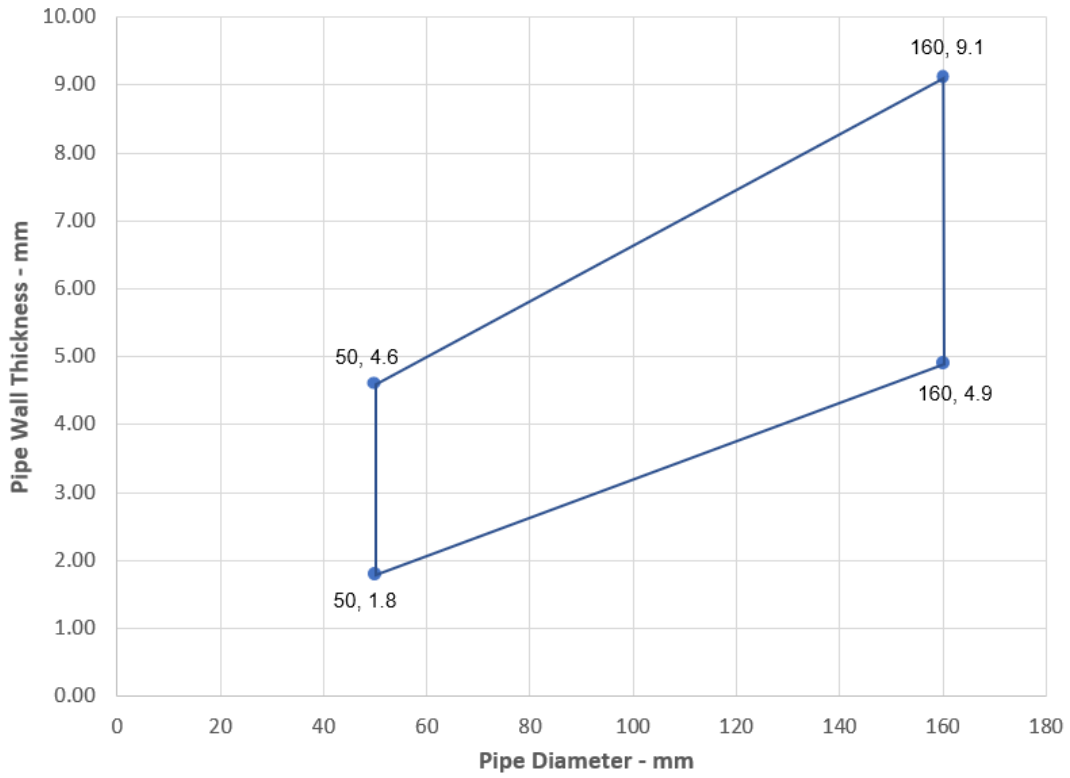


**Declaration of Performance**  
Sikacrete-630 Fire+  
20537727  
2021.12 , ver. 1  
1549

Template for translation. Only for  
internal use



### PP pipes 50-160 mm Diameter with Insulation CS



**Declaration of Performance**  
Sikacrete-630 Fire+  
20537727  
2021.12 , ver. 1  
1549

Template for translation. Only for  
internal use

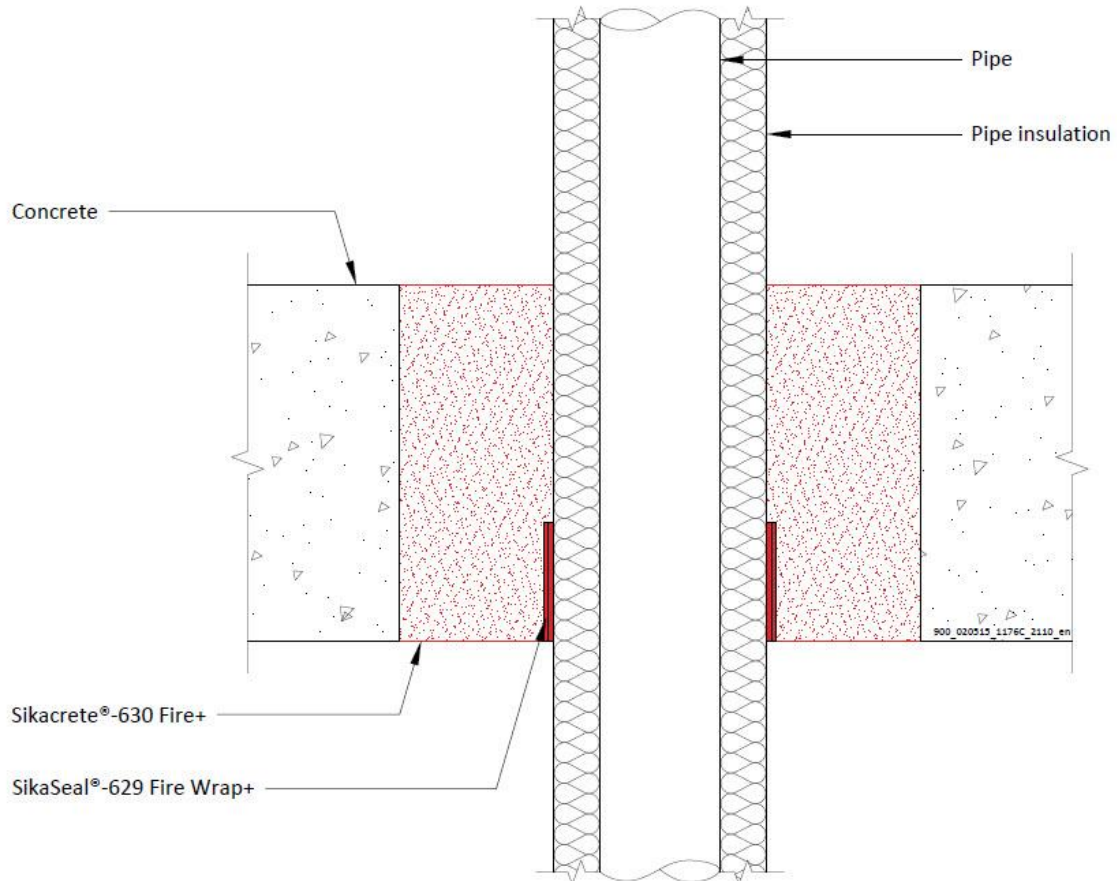


#### A.4 Rigid floor constructions according to 1.2.1 with floor thickness of minimum 150 mm

##### A.4.1 Pipe penetration seal with 150 mm deep Sikacrete-630 Fire+

**Penetration Seal:** CS (Continuous Sustained) insulated metallic pipes fitted at any position within the aperture (min. separation 30 mm from seal edges and 30 mm from other services), with min. 150 mm Sikacrete-630 Fire+ to either surface of the floor or anywhere between. SikaSeal-629 Fire Wrap+ are required to be fitted around combustible pipe insulation. Maximum seal size as section 2. 4).

Construction details:



##### A.4.1.1 Single side penetration seal with pipes

Services	Wrap	Insulation	Classification
Mild or stainless steel pipes			
12 mm diameter/ 1.0 mm wall	1 off 50 x 1.8 mm SikaSeal-629 Fire Wrap+, fitted at soffit	9 mm PE foam insulation	EI 180 C/U
Maximum 76 mm diameter/ 1.5-14.2 mm wall*	2 off 50 x 1.8 mm SikaSeal-629 Fire Wrap+ fitted at soffit	9-30 mm PE foam insulation	E 180 C/U EI 60 C/U

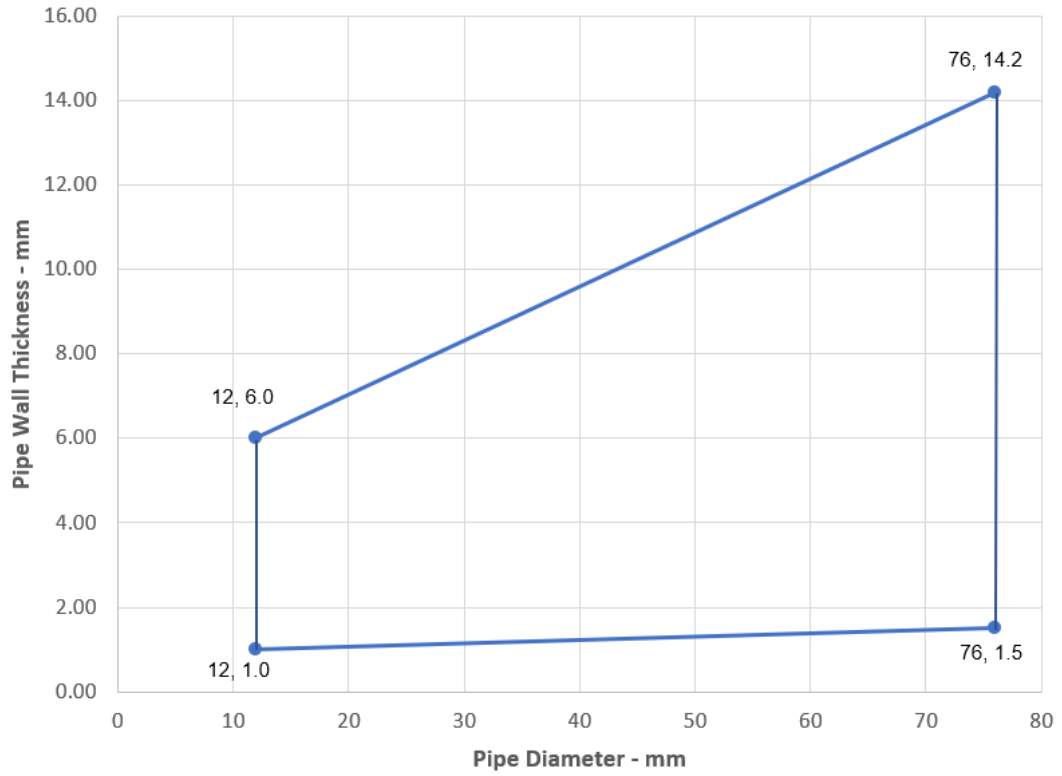
\* See below graph for intermediate sizes

#### Declaration of Performance

Sikacrete-630 Fire+  
20537727  
2021.12 , ver. 1  
1549

Template for translation. Only for internal use

### Steel Pipes 12-76 with PE Pipe Ins / Wrap - C/U



**Declaration of Performance**  
Sikacrete-630 Fire+  
20537727  
2021.12 , ver. 1  
1549

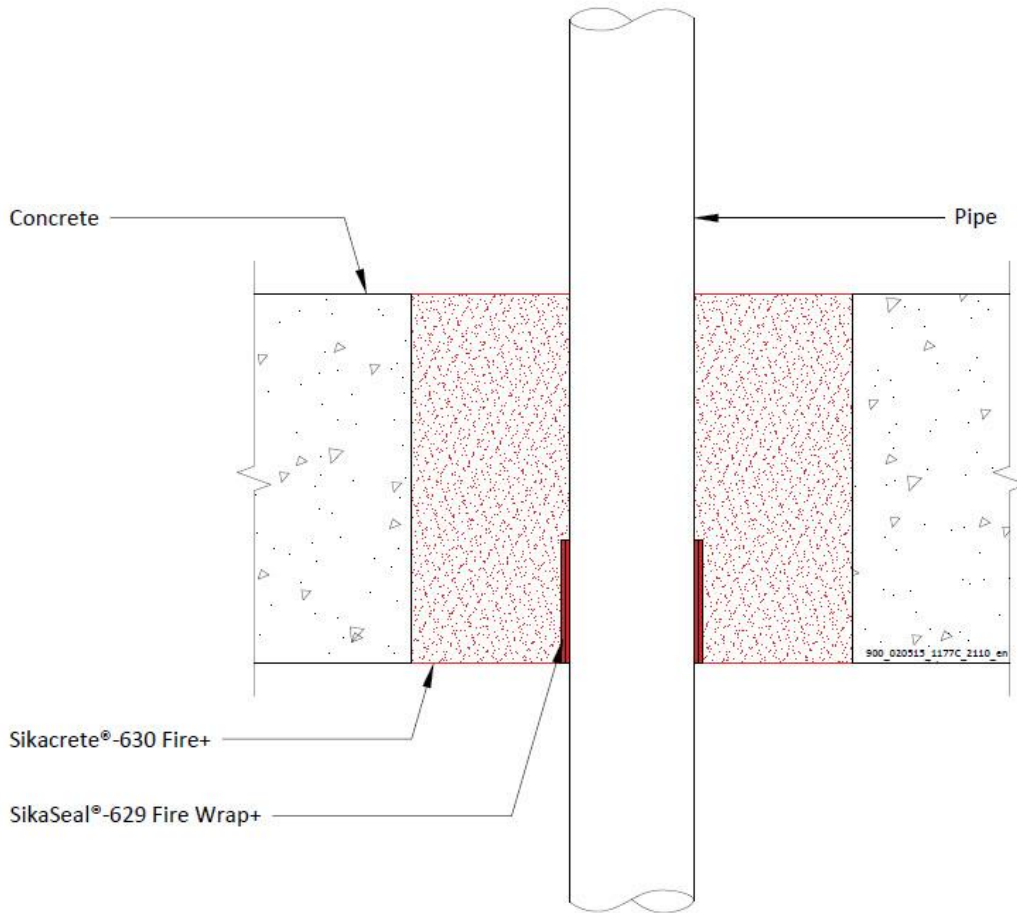
Template for translation. Only for  
internal use



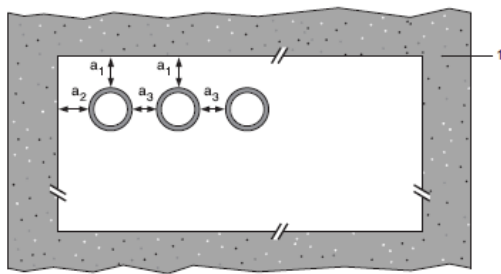
### A.4.2 Pipe penetration seal with 150 mm deep Sikacrete-630 Fire+

**Penetration Seal:** Plastic pipes fitted at any position within the aperture (min. separation 30 mm from seal edges and from other services), with 150 mm Sikacrete-630 Fire+ to either surface of the floor or anywhere between. SikaSeal-629 Fire Wrap+ are required to be fitted to the bottom of the seal, as indicated below. Maximum seal size as section 2. 4).

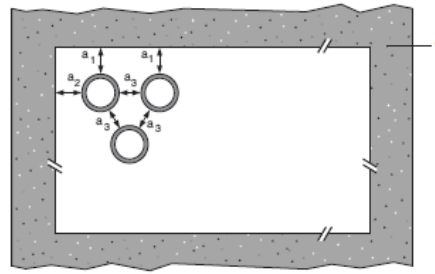
Construction details:



**Configuration 1**



**Configuration 2**



**Key**

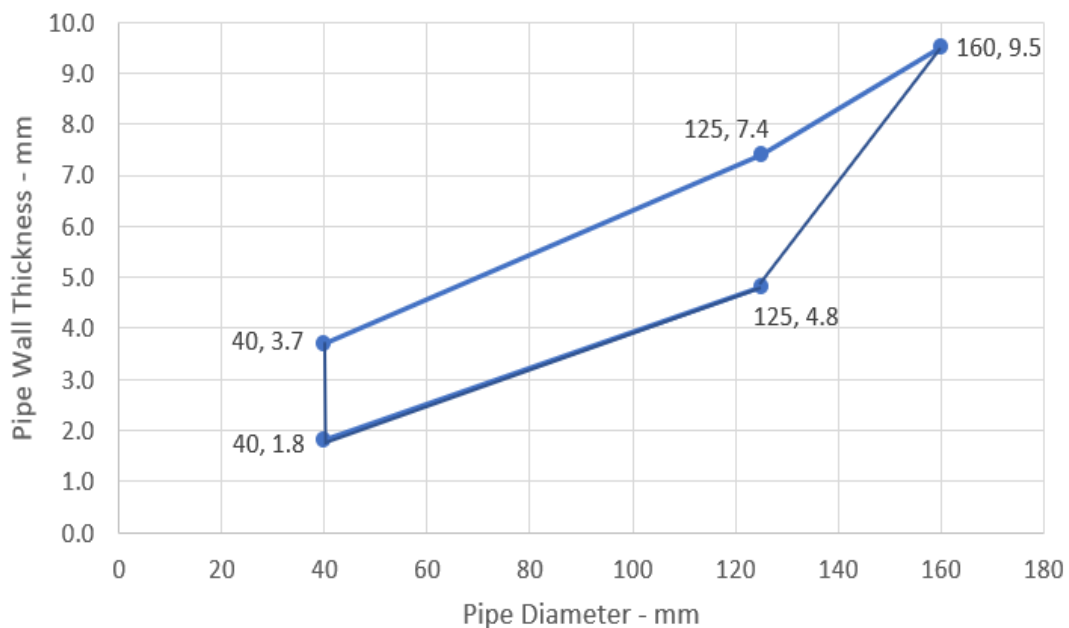
- 1 Supporting construction
- a1 Pipe / top edge of seal separation
- a2 Pipe / side edge of seal separation
- a3 Pipe / pipe separation

#### A.4.2.1

Services	Wrap	Permitted configuration for seal separation	Classification
<b>PVC-U pipes according to EN 1329-1, EN 1452-1 and EN 1453-1, PVC-C according to EN 1566-1</b>			
Up to 40 mm diameter/1.8-3.7 mm wall*	50 x 1.8	1 & 2	EI 120 U/U
Up to 125 mm diameter / 4.8-7.4 mm wall*	50 x 7.2 mm		EI 60 U/U
Up to 160 mm diameter/9.5 mm wall*	75 x 7.2 mm		E 120 U/U, EI 30 U/U
<b>PP pipes according to EN 1451-1</b>			
Up to 40 mm diameter/1.8-5.5 mm wall*	50 x 1.8	1 & 2	EI 120 U/U
Up to 125 mm diameter / 11.4 mm wall*	50 x 7.2 mm		EI 240 U/U
Up to 160 mm diameter/14.6 mm wall*	75 x 7.2 mm		EI 240 U/U
<b>PE pipes according to EN 1519-1, EN 12201-2 and EN 12666-1, ABS according to EN 1455-1 and pipes made from SAN+PVC according to EN 1565-1</b>			
Up to 40 mm diameter/2.4-3.7 mm wall*	50 x 1.8 mm	1 & 2	EI 240 U/U
Up to 110 mm diameter/3.4-10 mm wall*	75 x 5.4 mm		EI 240 U/U
Up to 125 mm diameter/11.4 mm wall*	50 x 7.2 mm		EI 240 U/U
Up to 160 mm diameter/4.9-14.6 mm wall*	75 x 7.2 mm		EI 120 U/U

\* Typical pipe diameters shown, see below graph for intermediate sizes

PVC-U Pipes - E 60 U/U, EI 30 U/U

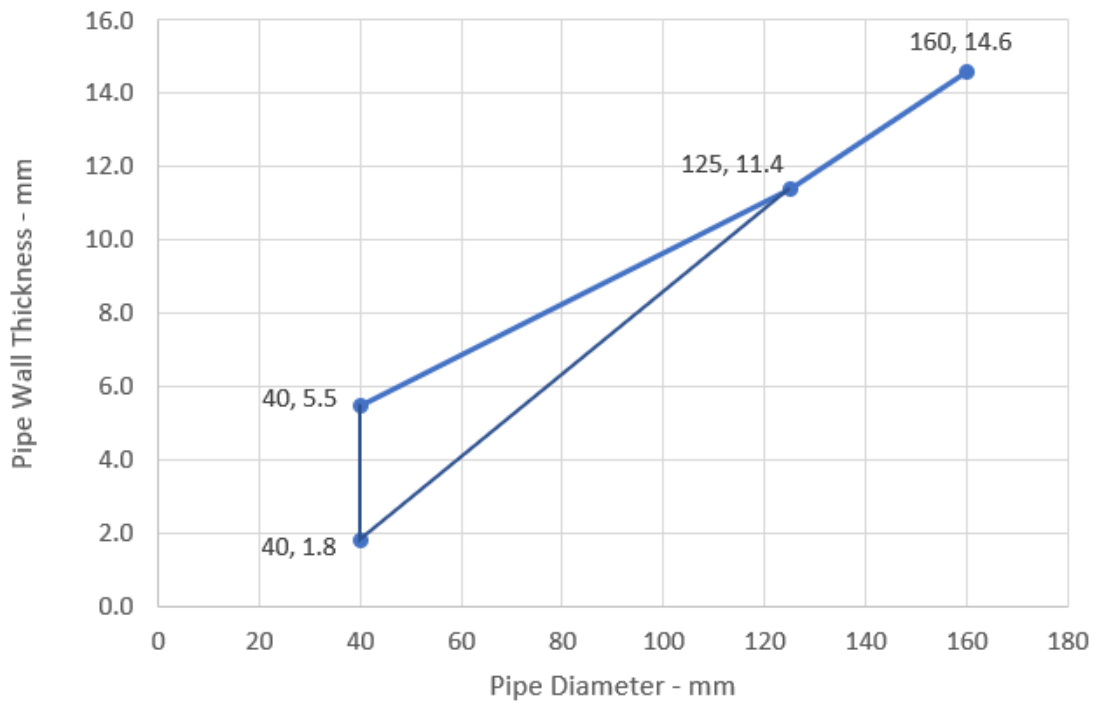


**Declaration of Performance**  
 Sikacrete-630 Fire+  
 20537727  
 2021.12 , ver. 1  
 1549

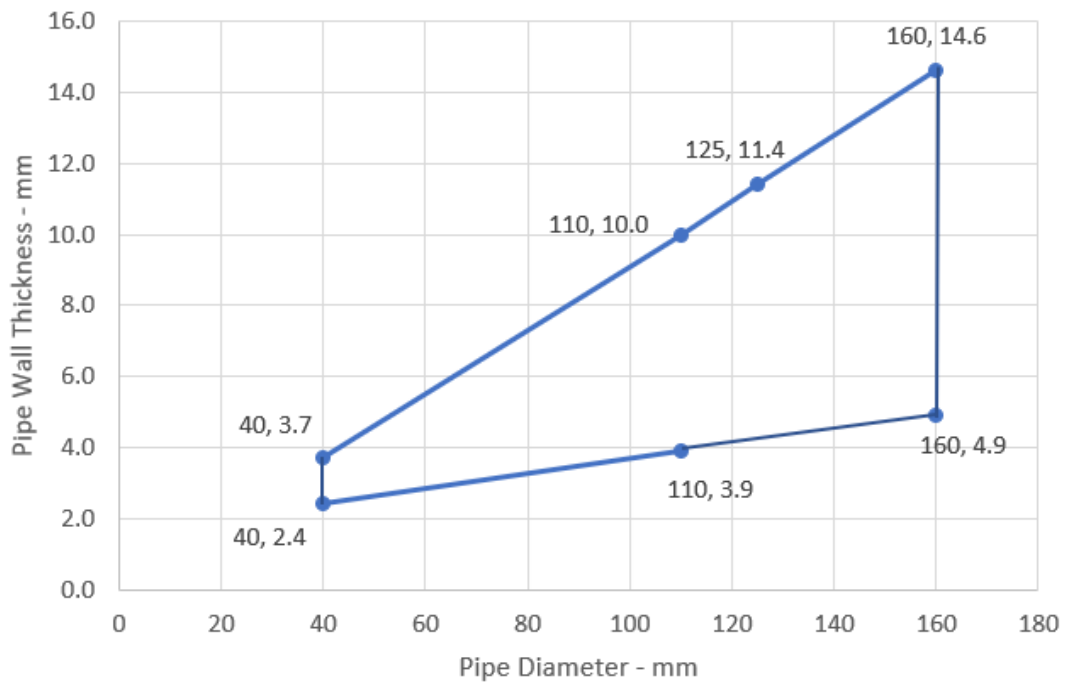
Template for translation. Only for  
 internal use



### PP Pipes - E 120 U/U



### PE Pipes - EI 120 U/U



**Declaration of Performance**  
 Sikacrete-630 Fire+  
 20537727  
 2021.12 , ver. 1  
 1549

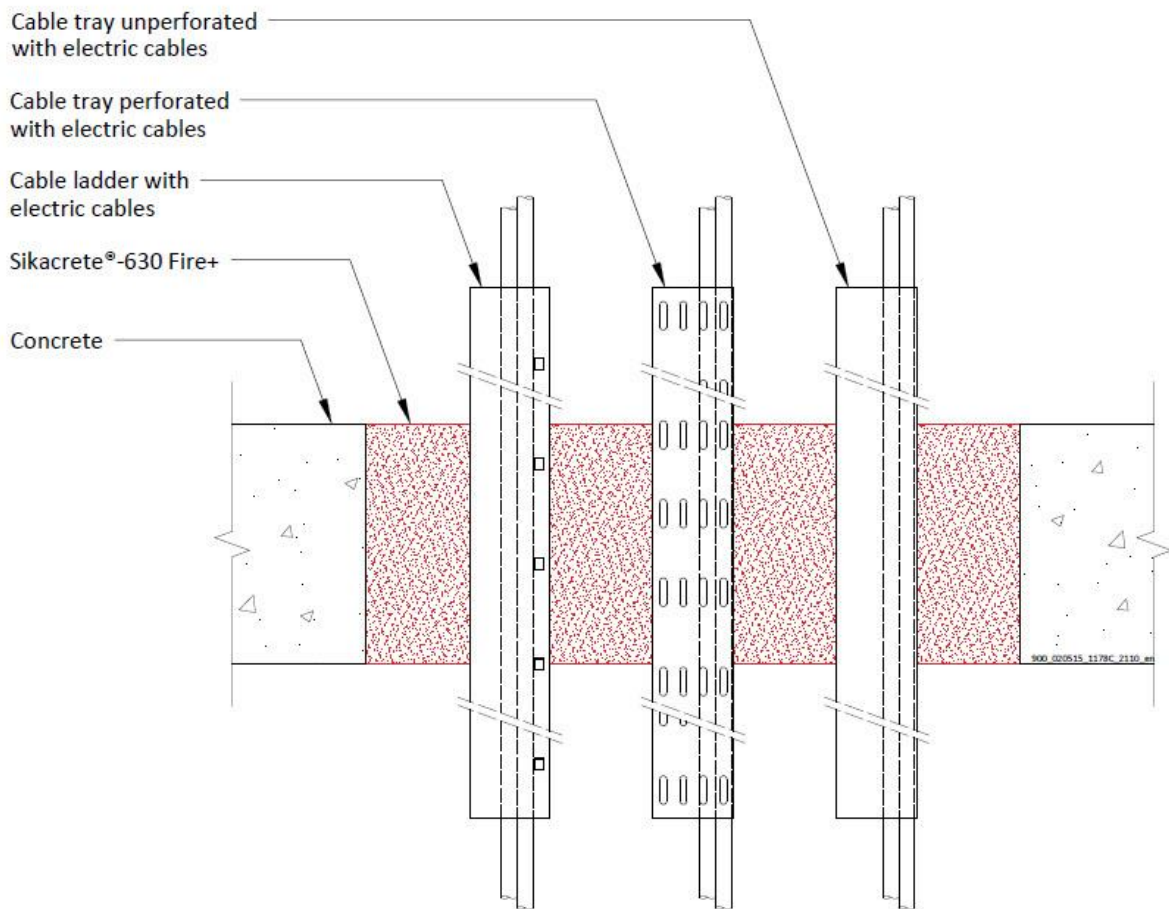
Template for translation. Only for  
 internal use



### A.4.3 Cable penetration seal with 150 mm deep Sikacrete-630 Fire+

**Penetration Seal:** Cables fitted with Sikacrete-630 Fire+ to either side of floor. Maximum seal size as section 2. 4) and minimum separation between cables and the edge of the seal of 30 mm.

Construction details:



#### A.4.3.1 Single side penetration seal with cables

Services	Mortar depth	Backing	Insulation	Classification
Blank seals	Min. 150 mm	None	None	EI 240
Electric cables up to 21 mm diameter, single or in a bundle.				E 240 EI 120
Steel cable trays and ladders up to 500 mm wide				E 240 EI 90
Electric cables 22-50 mm diameter, single or in a bundle.				E 90 EI 60
Electric cables 51-80 mm diameter, single or in a bundle.				EI 120
Unsheathed wire up to 24 mm diameter				

#### Declaration of Performance

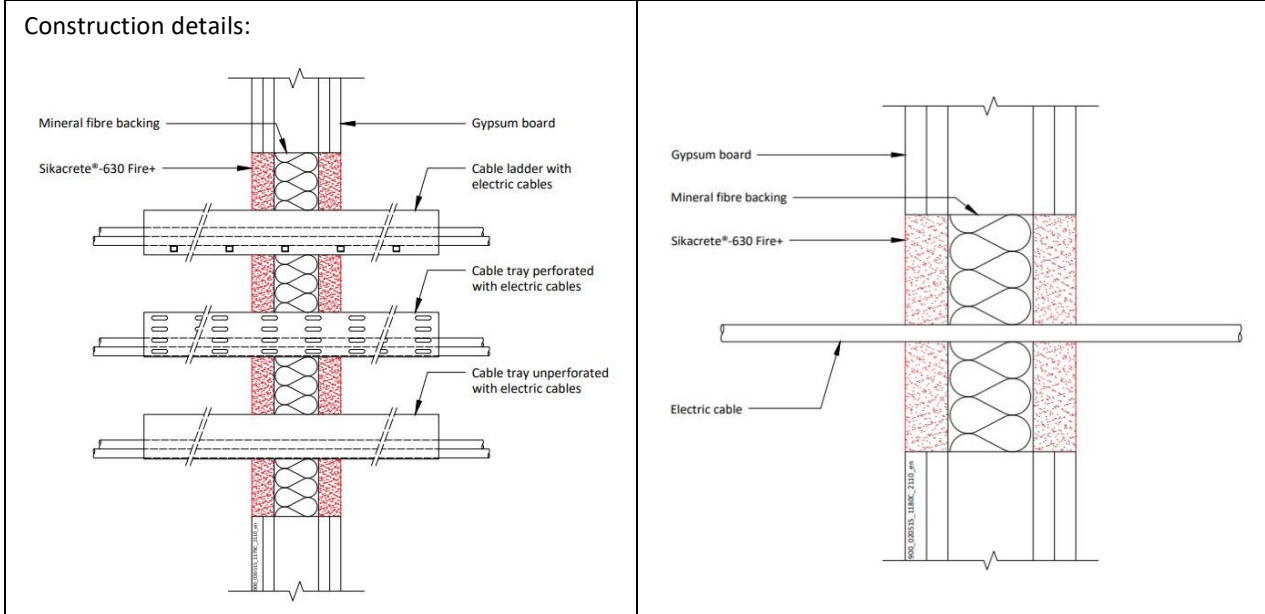
Sikacrete-630 Fire+  
20537727  
2021.12 , ver. 1  
1549

Template for translation. Only for  
internal use

**A.5 Flexible and rigid wall constructions according to 1.2.1 with wall thickness of min. 100 mm**

**A.5.1 Cable penetration seal with 25 mm deep Sikacrete-630 Fire+ to both faces backed with 50 mm mineral fibre board**

**Penetration Seal:** Cables fitted at any position within the aperture (min. separation 25 mm from seal edges), with min. 25 mm Sikacrete-630 Fire+ to both sides of the wall, backed with min. 1 x 50 mm or 2 x 25 mm stone wool board min. 150 kg/m<sup>3</sup>.



**A.5.1.1 Double side penetration seal with cables**

Services	Maximum aperture	Classification
None (blank)	As section 2. 4)	EI 120
Single electrical cables up to 21 mm Ø (min.100 separation from other services)		E 120, EI 90
Electrical cables up to 80 mm Ø (single, bundled and on trays)		E 120, EI 60
Steel cable trays & ladders		E 120 C/U, EI 60 C/U
Steel conduits up to 16 mm Ø		E 120 C/U, EI 45 C/U
copper conduits up to 16 mm Ø		E 120, EI 45
Unsheathed wires up to 24 mm Ø		EI 120 C/U, EI 120 C/C
PVC conduits up to 16 mm Ø		

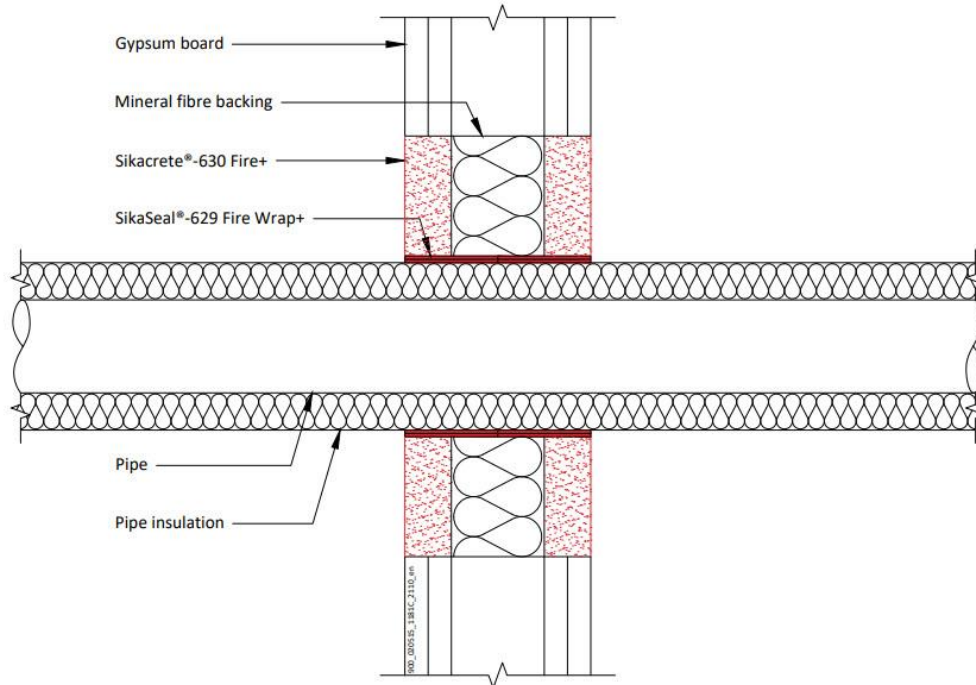
**Declaration of Performance**  
 Sikacrete-630 Fire+  
 20537727  
 2021.12 , ver. 1  
 1549

Template for translation. Only for internal use

### A.5.2 Pipe penetration seal with 25 mm deep Sikacrete-630 Fire+ to both faces backed with 50 mm mineral fibre board

**Penetration Seal:** CS (Continuous Sustained) insulated metallic pipes fitted at any position within the aperture (min. separation 30 mm from seal edges), with min. 25 mm Sikacrete-630 Fire+ to both sides of the wall, backed with min. 1 x 50 mm or 2 x 25 mm stone wool board min. 150 kg/m<sup>3</sup> or min. 50 mm Sikacrete-630 Fire+ to both sides of the wall without backing\*. SikaSeal-629 Fire Wrap+ are required to be fitted to both faces of the seal.

Construction details:



\* Maximum seal size as section 2. 4)

#### A.5.2.1 Double side penetration seal with pipes

Services	Wrap	Insulation	Classification
Mild or stainless steel pipes			
40 mm diameter/1-14.2 mm wall	2 off 50 x 1.8 mm SikaSeal-629 Fire Wrap+, one fitted flush to each face of seal		<b>EI 120 C/U</b>
40 mm diameter/1-14.2 mm wall*	2 off 50 x 3.6 mm SikaSeal-629 Fire Wrap+, one fitted flush to each face of seal	13 mm Elastomeric insulation minimum class B-s3,d0 or PE Foam insulation	<b>E 120 C/U, EI 60 C/U</b>
50 mm diameter/1.3-14.2 mm wall*			
60 mm diameter/1.6-14.2 mm wall*			
75 mm diameter/2-14.2 mm wall*			
90 mm diameter/2.4-14.2 mm wall*			
100 mm diameter/2.7-14.2 mm wall*			
115 mm diameter/3.1-14.2 mm wall*			
140 mm diameter/3.8-14.2 mm wall*			
165 mm diameter/ 4.5-14.2 mm wall*			

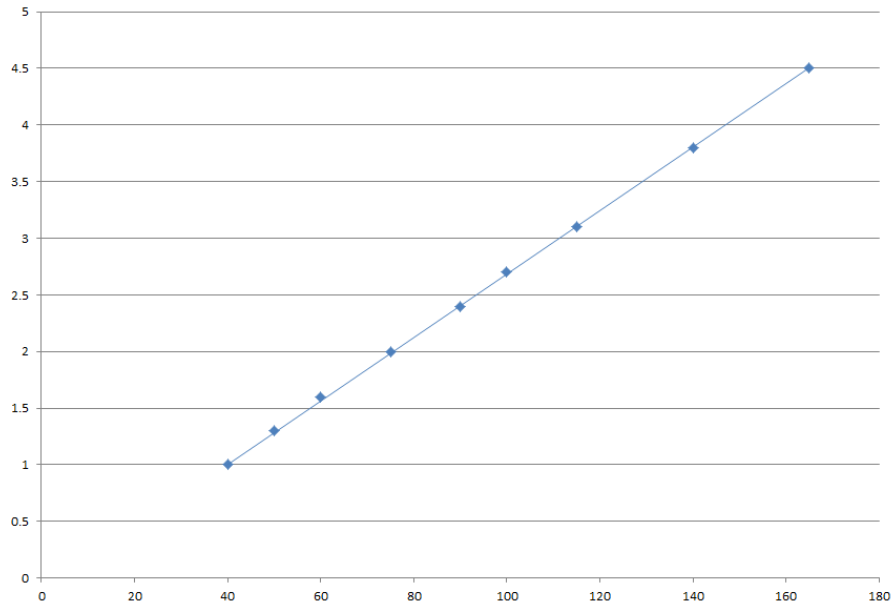
#### Declaration of Performance

Sikacrete-630 Fire+  
20537727  
2021.12 , ver. 1  
1549

Template for translation. Only for internal use

\* Typical pipe diameters shown, see below graph for intermediate sizes

**Pipe diameter vs Wall thickness**



**Declaration of Performance**  
Sikacrete-630 Fire+  
20537727  
2021.12 , ver. 1  
1549

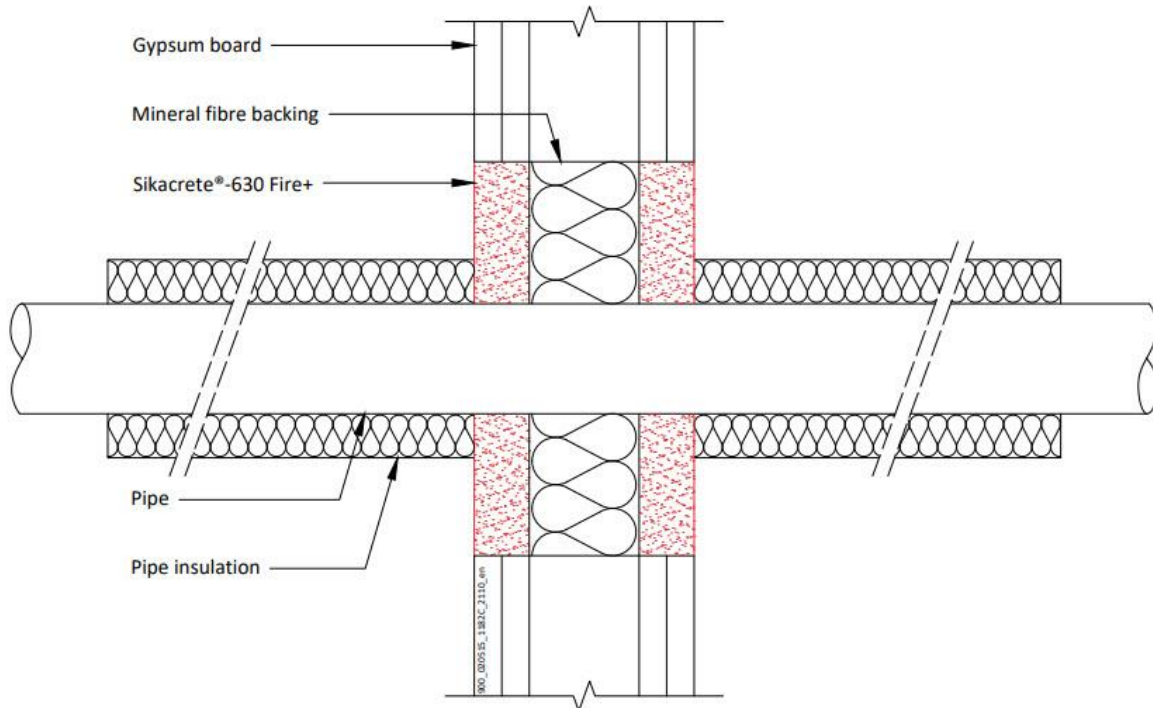
Template for translation. Only for  
internal use



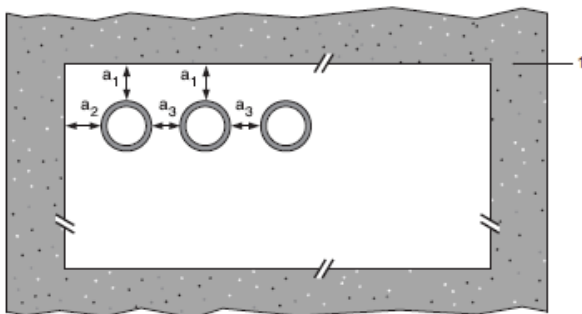
### A.5.3 Pipe penetration seal with 25 mm deep Sikacrete-630 Fire+ to both faces backed with 50 mm mineral fibre board

**Penetration Seal:** 500 mm (min.)\* LI (Local Interrupted) or CI (Continuous Interrupted) insulated metallic (and composite) pipes fitted at any position within the aperture (min. separation 30 mm from seal edges), with min. 25 mm Sikacrete-630 Fire+ to both sides of the wall backed with min. 1 x 50 mm or 2 x 25 mm stone wool board min. 150 kg/m<sup>3</sup>. Maximum seal size as section 2. 4).

Construction details:



Configuration 1



Configuration 2



**Key**

- 1 Supporting construction
- a1 Pipe / top edge of seal separation
- a2 Pipe / side edge of seal separation
- a3 Pipe / pipe separation

\* Minimum 600 mm long insulation required for Alupex pipe.

**Declaration of Performance**

Sikacrete-630 Fire+  
20537727  
2021.12 , ver. 1  
1549

Template for translation. Only for internal use

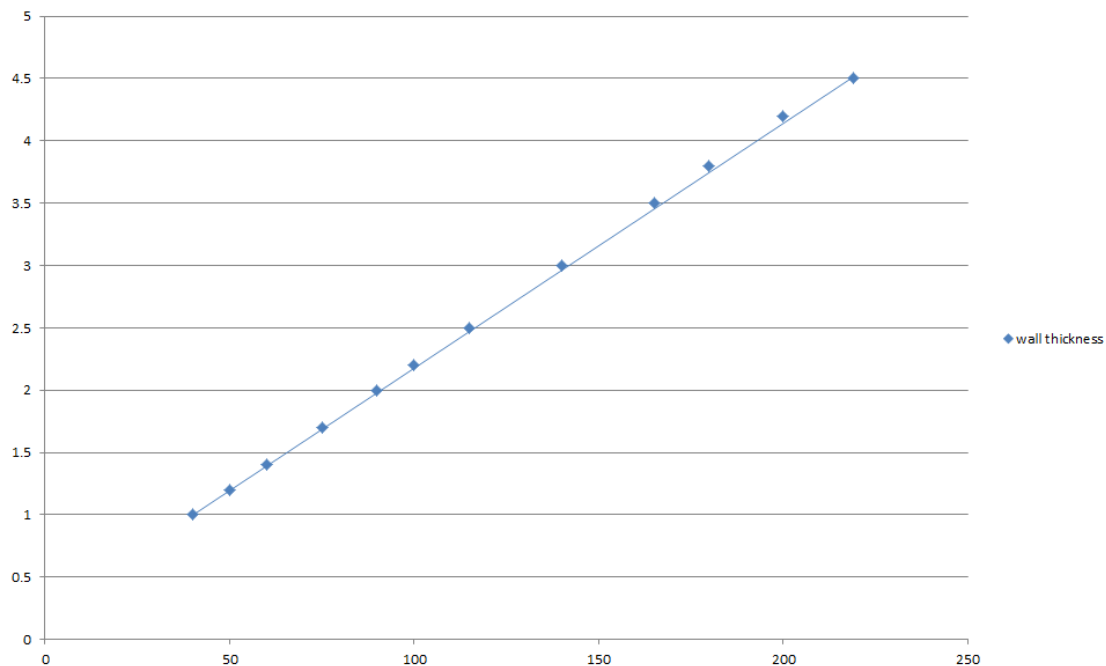
### A.5.3.1 Double side penetration seal with pipes

Services	Insulation	Classification
Copper or steel pipes up to 54 mm diameter/1-14.2 mm wall	Min. 20 mm stone wool min. 80 kg/m <sup>3</sup>	EI 120 C/C
Alupex composite pipe 75 mm diameter/7.5 mm wall	600 mm length of 25 mm Mineral Fibre BIO	EI 60 U/U, EI 60 U/C, EI 60 C/U. EI 60 C/C

Services	Insulation, minimum thickness and density	Classification
Mild or stainless steel pipe		
40 mm diameter/1-14.2 mm wall	20 mm stone wool 80 kg/m <sup>3</sup>	EI 120 C/U
40 mm diameter/1-14.2 mm wall*	30 mm stone wool 80 kg/m <sup>3</sup>	E 120 C/U, EI 90 C/U
50 mm diameter/1.2-14.2 mm wall*		
60 mm diameter/1.4-14.2 mm wall*		
75 mm diameter/1.7-14.2 mm wall*		
90 mm diameter/2-14.2 mm wall*		
100 mm diameter/2.2-14.2 mm wall*		
115 mm diameter/2.5-14.2 mm wall*		
140 mm diameter/3-14.2 mm wall*		
165 mm diameter/3.5-14.2 mm wall*		
180 mm diameter/3.8-14.2 mm wall*		
200 mm diameter/4.2-14.2 mm wall*		
219 mm diameter/4.5-14.2 mm wall*		

\* Typical pipe diameters shown, see below graph for intermediate sizes

Pipe diameter vs Wall thickness



**Declaration of Performance**  
 Sikacrete-630 Fire+  
 20537727  
 2021.12 , ver. 1  
 1549

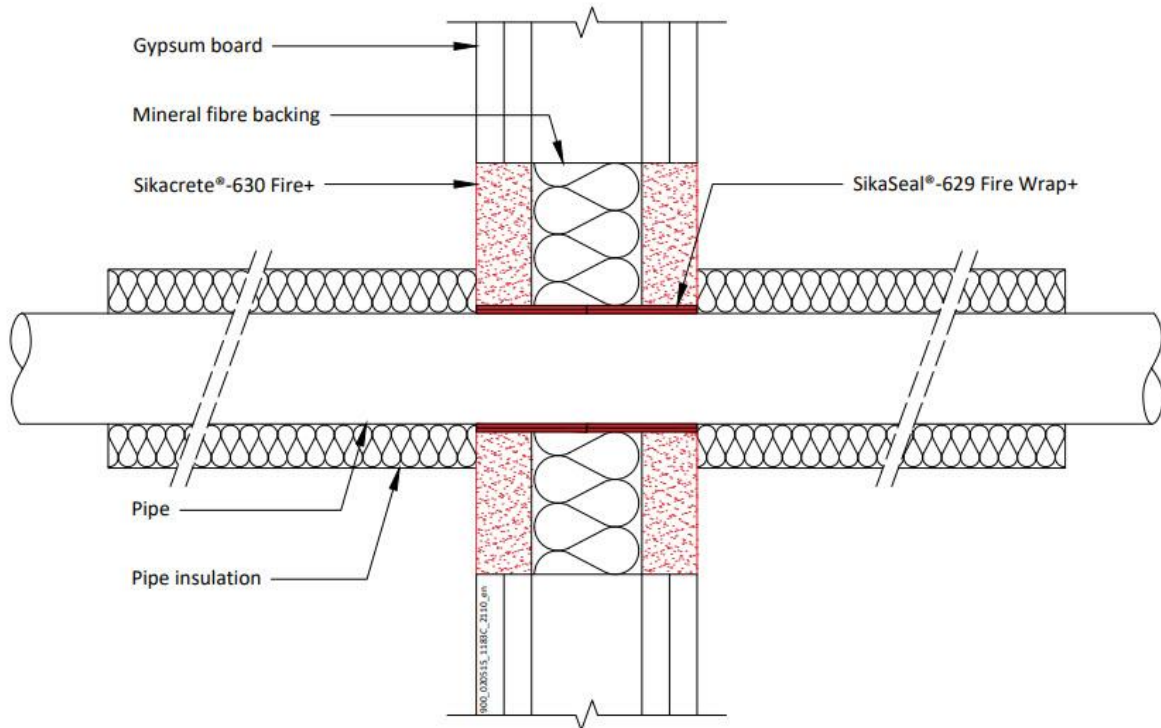
Template for translation. Only for  
 internal use



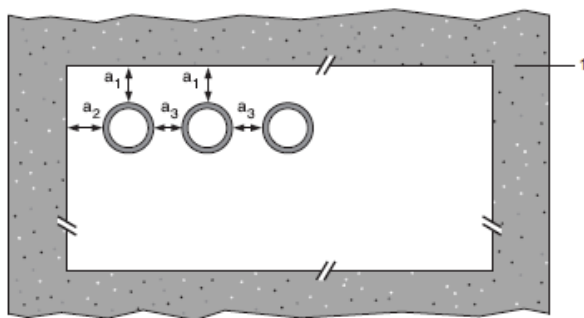
### A.5.4 Pipe penetration seal with 25 mm deep Sikacrete-630 Fire+ to both faces backed with 50 mm mineral fibre board

**Penetration Seal:** 500 mm (min.)\* LI (Local Interrupted) or CI (Continuous Interrupted) insulated metallic (and composite) pipes fitted at any position within the aperture (min. separation 30 mm from seal edges), with min. 25 mm Sikacrete-630 Fire+ to both sides of the wall backed with min. 1 x 50 mm or 2 x 25 mm stone wool board min. 150 kg/m<sup>3</sup>. Maximum seal size as section 2. 4)

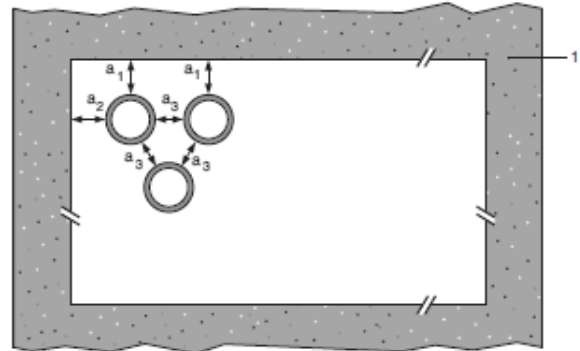
Construction details:



Configuration 1



Configuration 2



**Key**

- 1 Supporting construction
- a1 Pipe / top edge of seal separation
- a2 Pipe / side edge of seal separation
- a3 Pipe / pipe separation

**Declaration of Performance**

Sikacrete-630 Fire+  
20537727  
2021.12 , ver. 1  
1549

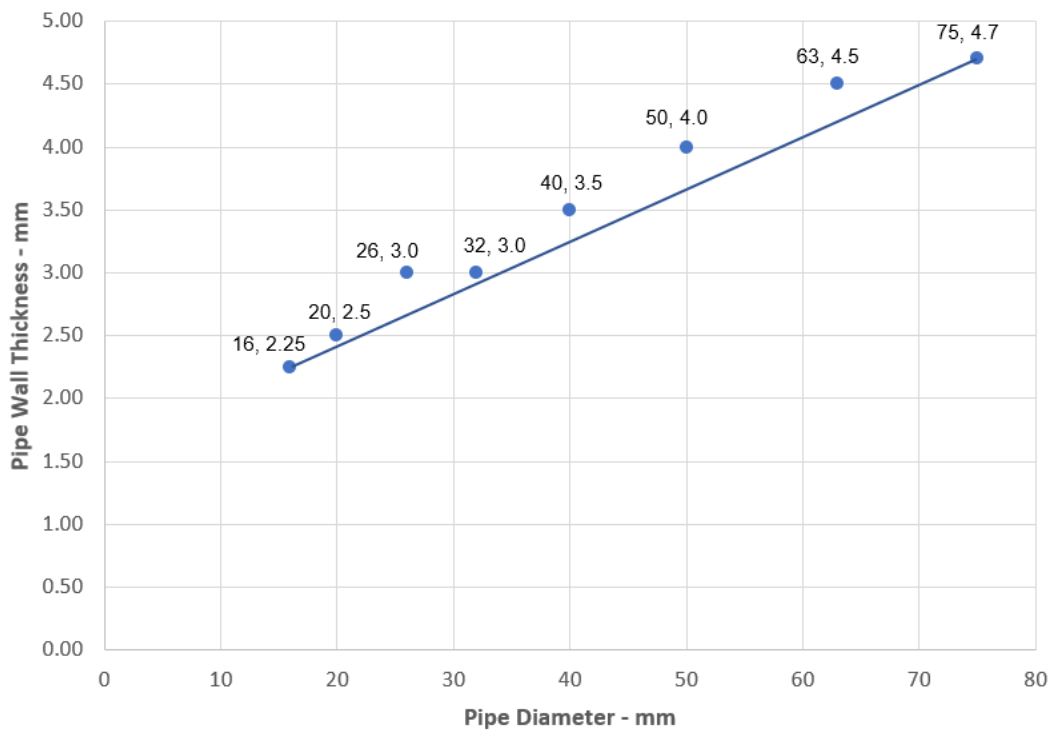
Template for translation. Only for internal use

### A.5.4.1 Double side penetration seal with pipes

Services	Insulation	Classification
Alupex pipes	Minimum 20 mm stone wool, minimum 80 kg/m <sup>3</sup>	EI 120 C/C
16 mm diameter/2.25 mm wall		
20 mm diameter/2.5 mm wall		
26 mm diameter/3 mm wall		
32 mm diameter/3 mm wall		
40 mm diameter/3.5 mm wall		
50 mm diameter/4 mm wall		
63 mm diameter/4.5 mm wall		
75 mm diameter/4.7 mm wall		

\* Typical pipe diameters shown, see below graph for intermediate sizes

**Pipe diameter vs Wall thickness - Alupex Pipes with Insulation LI**



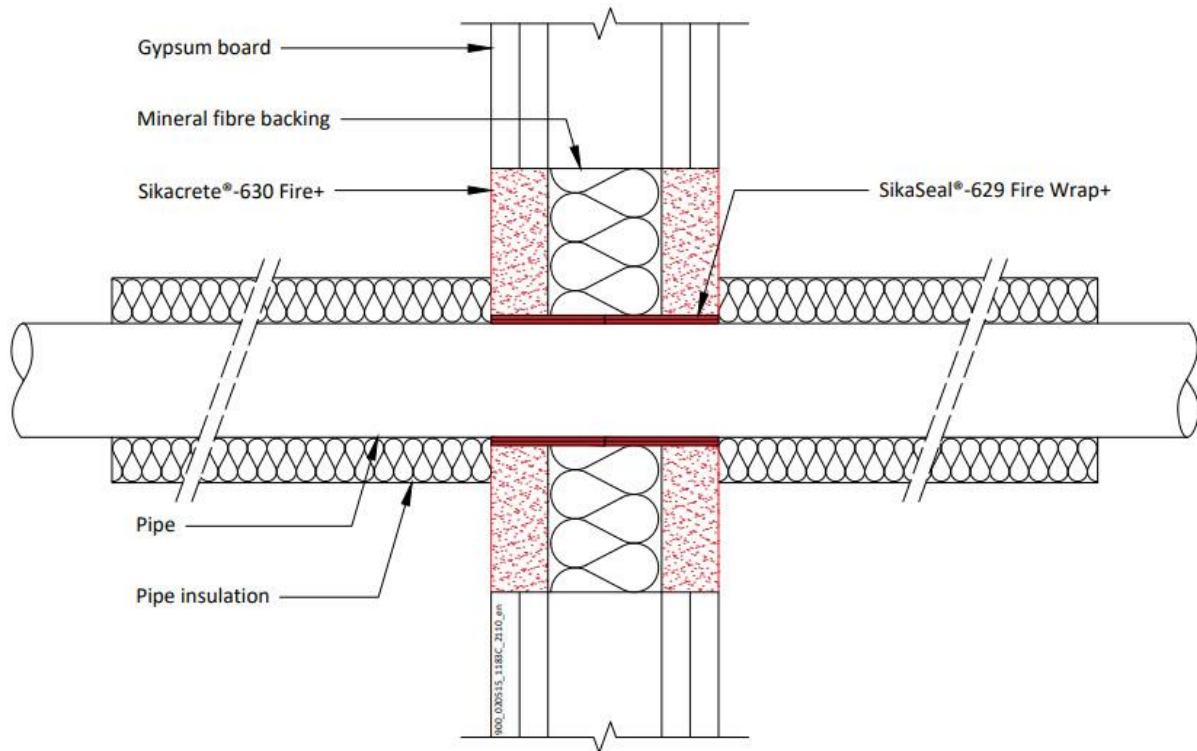
**Declaration of Performance**  
 Sikacrete-630 Fire+  
 20537727  
 2021.12 , ver. 1  
 1549

Template for translation. Only for  
 internal use

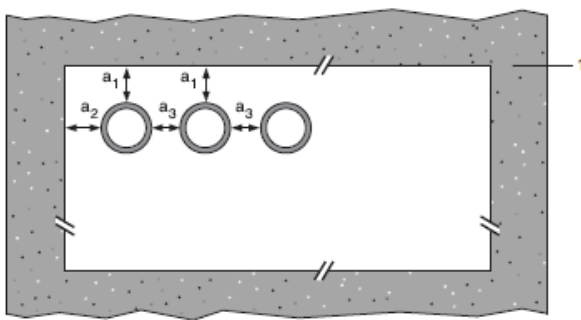
### A.5.5 Pipe penetration seal with 25 mm deep Sikacrete-630 Fire+ to both faces backed with 50 mm mineral fibre board

**Penetration Seal:** CS (Continuous Sustained) insulated metallic and composite pipes fitted at any position within the aperture (min. separation 25 mm from seal edges), with min. 25 mm Sikacrete-630 Fire+ to both sides of the wall, backed with min. 25 mm stone wool min. 150 kg/m<sup>3</sup>. SikaSeal-629 Fire Wrap+ are required to be fitted to both faces of the seal. Maximum seal size as section 2. 4).

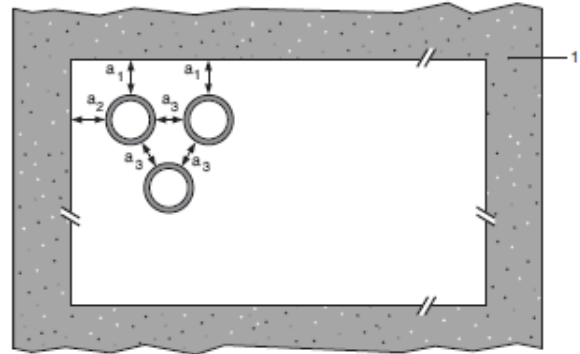
Construction details:



Configuration 1



Configuration 2



**Key**

- 1 Supporting construction
- a1 Pipe / top edge of seal separation
- a2 Pipe / side edge of seal separation
- a3 Pipe / pipe separation

**Declaration of Performance**

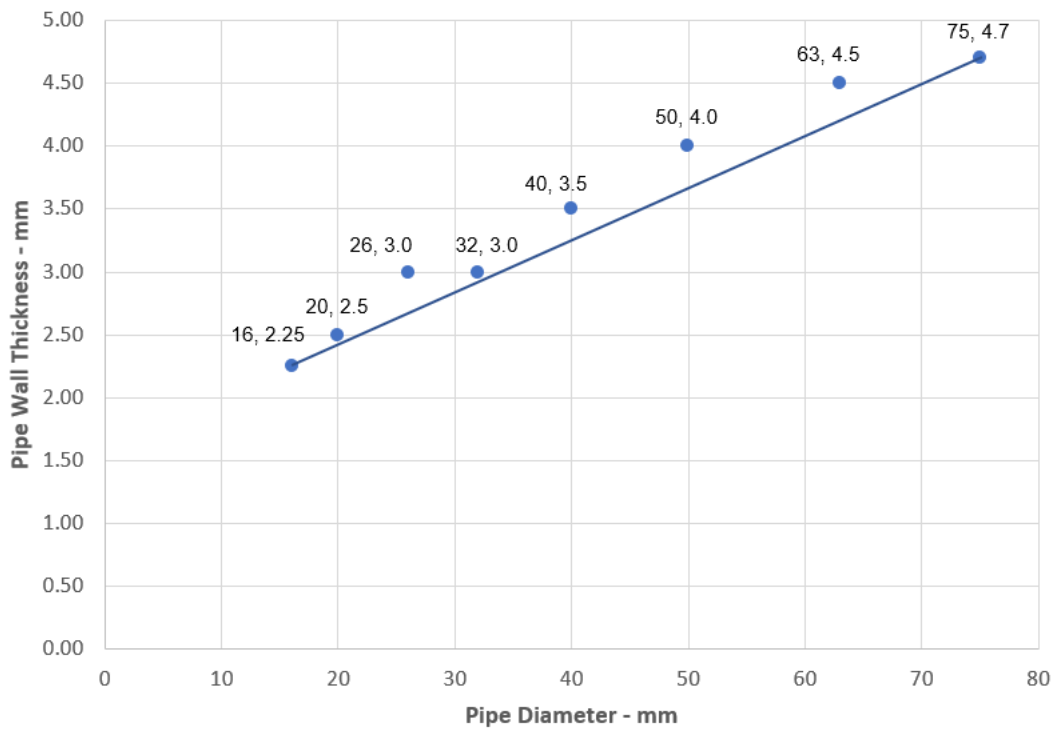
Sikacrete-630 Fire+  
20537727  
2021.12, ver. 1  
1549

Template for translation. Only for internal use

### A.5.5.1 Double side penetration seal with pipes

Services	Wrap	Insulation	Classification
Copper and steel pipes			
12-54 mm diameter/1-1.2 mm wall	50 x 3.6 mm SikaSeal-629 Fire Wrap+ fitted to both sides of the seal	9-25 mm Elastomeric insulation minimum class B-s3,d0 or PE Foam insulation	EI 120 C/C
Alupex pipes			
16 mm diameter/2.25 mm wall	50 x 3.6 mm SikaSeal-629 Fire Wrap+ fitted to both sides of the seal	9-25 mm Elastomeric insulation minimum class B-s3,d0 or PE Foam insulation	EI 120 C/C
20 mm diameter/2.5 mm wall			
26 mm diameter/3 mm wall			
32 mm diameter/3 mm wall			
40 mm diameter/3.5 mm wall			
50 mm diameter/4 mm wall			
63 mm diameter/4.5 mm wall			
75 mm diameter/4.7 mm wall			

**Pipe diameter vs Wall thickness - Alupex Pipes with Insulation CS**



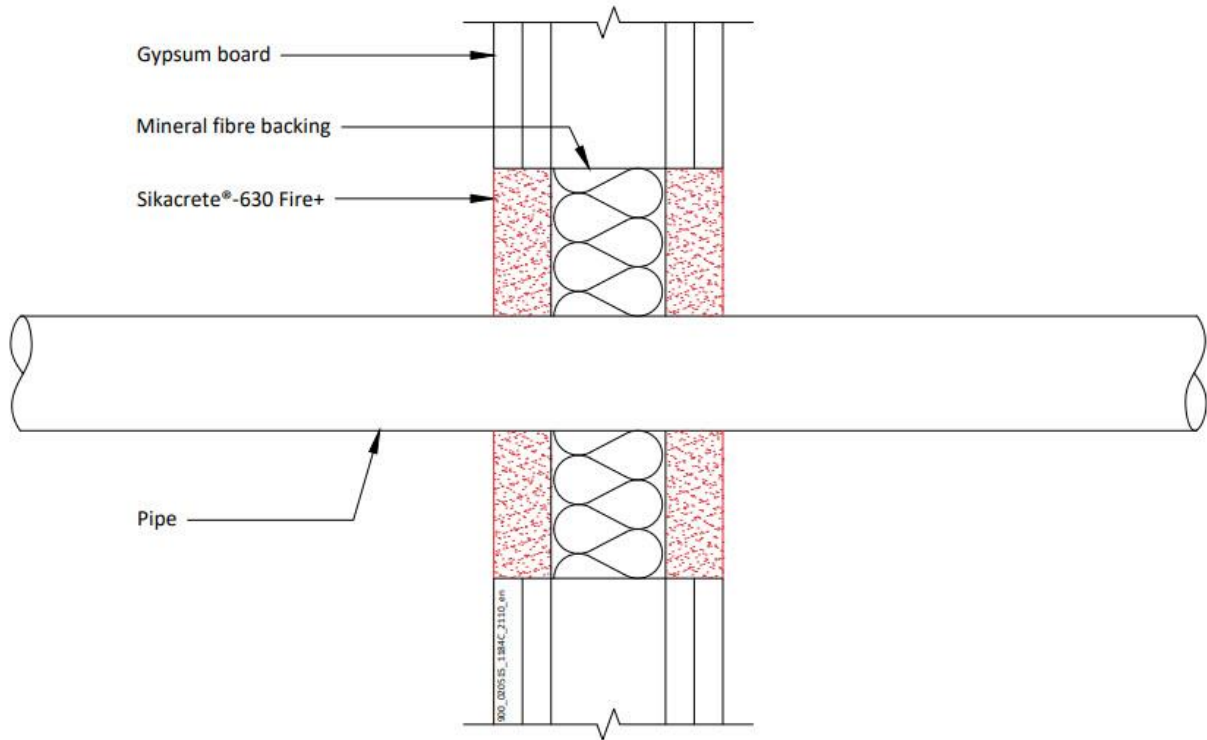
**Declaration of Performance**  
 Sikacrete-630 Fire+  
 20537727  
 2021.12 , ver. 1  
 1549

Template for translation. Only for internal use

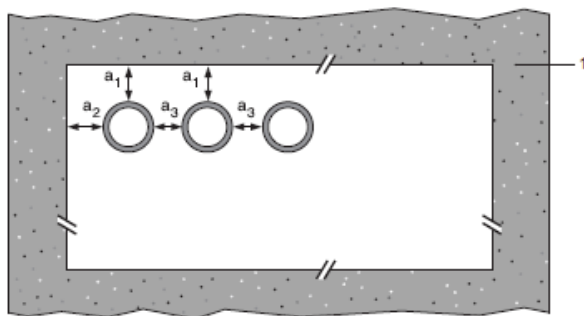
**A.5.6 Pipe penetration seal with 25 mm deep Sikacrete-630 Fire+ to both faces backed with 50 mm mineral fibre board**

**Penetration Seal:** Combustible pipes sealed with Sikacrete-630 Fire+, to both sides of the wall, backed with stone wool board min. 140 kg/m<sup>3</sup>. Minimum separation between pipes of 30 mm (a<sub>3</sub>) and from seal edges 30 mm (a<sub>1</sub> & a<sub>2</sub>). Maximum seal size as section 2. 4).

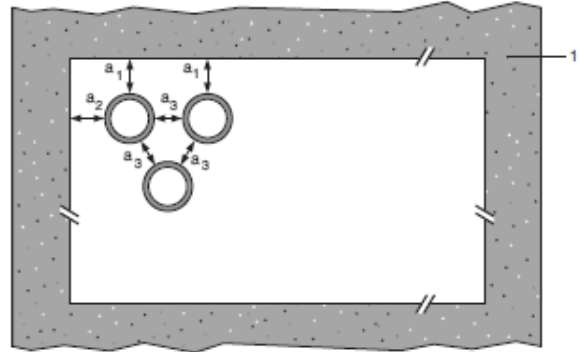
Construction details:



**Configuration 1**



**Configuration 2**



**Key**

- 1 Supporting construction
- a1 Pipe / top edge of seal separation
- a2 Pipe / side edge of seal separation
- a3 Pipe / pipe separation

**Declaration of Performance**

Sikacrete-630 Fire+  
20537727  
2021.12 , ver. 1  
1549

Template for translation. Only for  
internal use

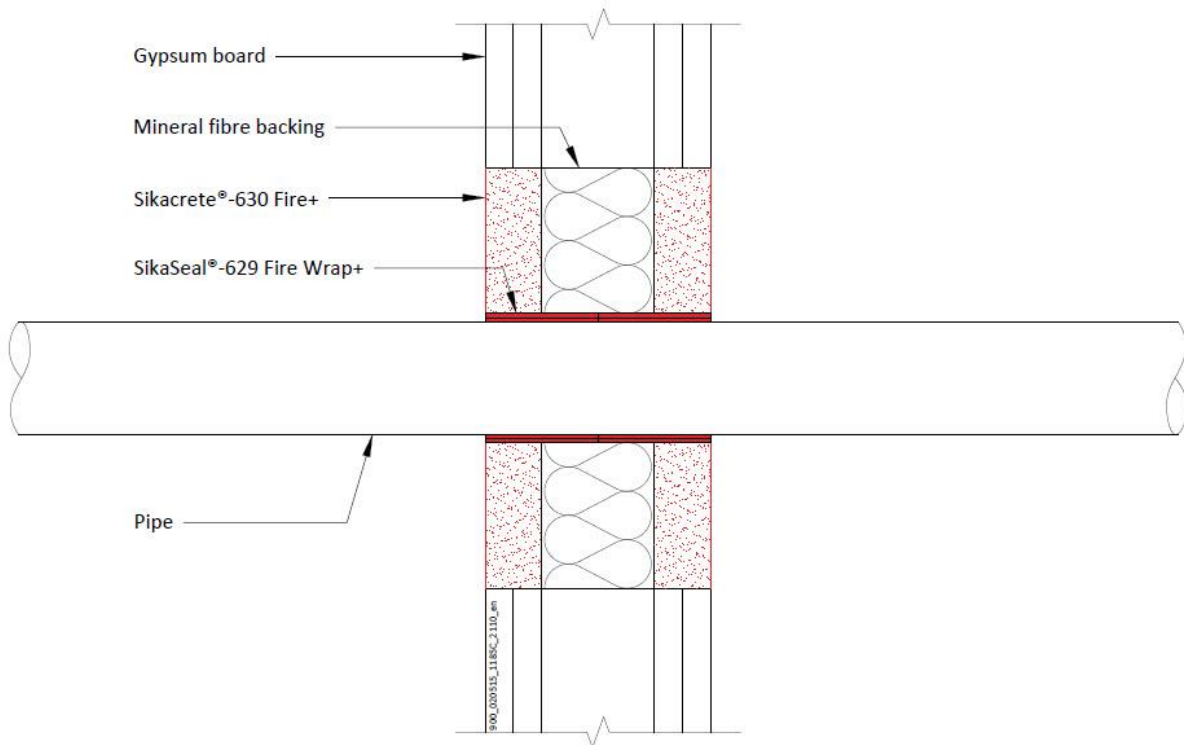
### A.5.6.1 Double side penetration seal with pipes

Services	Seal Depth	Permitted configuration for seal separation	Classification
PVC-U pipes according to EN 1329-1, EN 1452-2 and EN 1453-1, PVC-C according to EN 1566-1			
Diameter up to 32 mm, wall thickness 1.6 – 2.4 mm	Min. 25 mm	1 & 2 between all specified pipes	EI 120 U/C, C/C
PE pipes according to EN 1519-1, EN 12201-2 and EN 12006-1, ABS according to EN 1455-1 and pipes made from SAN+PVC according to EN 1565-1			
Diameter up to 32 mm, wall thickness 1.8 – 3.0 mm	Min. 25 mm	1 & 2 between all specified pipes	EI 120 U/C, C/C
PP pipes according to EN 1852-1: 2009			
Diameter up to 32 mm, wall thickness 1.9 – 4.4 mm	Min. 25 mm	1 & 2 between all specified pipes	EI 120 U/C, C/C

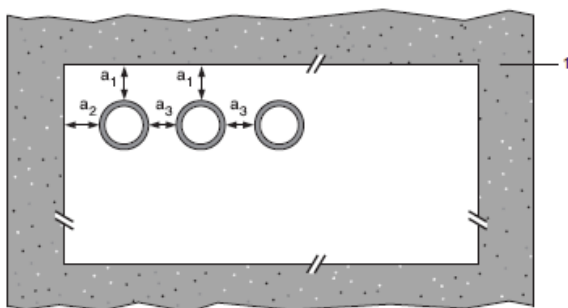
### A.5.7 Pipe penetration seal with 25 mm deep Sikacrete-630 Fire+ to both faces backed with 50 mm mineral fibre board

**Penetration Seal:** Combustible pipes sealed with SikaSeal-629 Fire Wrap+, installed into Sikacrete-630 Fire+ seals. Minimum separation between penetration seals and seal edges of 30 mm. Minimum seal size as section 2. 4).

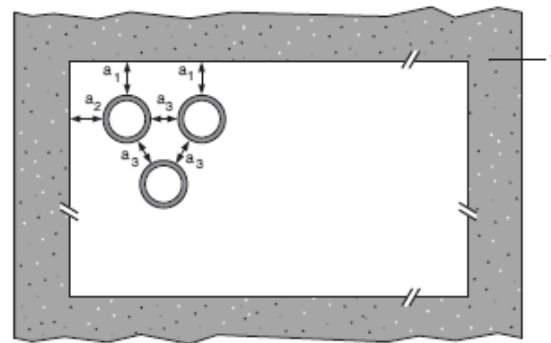
Construction details:



**Configuration 1**



**Configuration 2**



**Key**

- 1 Supporting construction
- a1 Pipe / top edge of seal separation
- a2 Pipe / side edge of seal separation
- a3 Pipe / pipe separation

\* Partition wall must incorporate a full fill core insulation of Stonewool (35kg/m3 density)

**Declaration of Performance**

Sikacrete-630 Fire+  
20537727  
2021.12 , ver. 1  
1549

Template for translation. Only for internal use

### A.5.7.1 Double side penetration seal with pipes

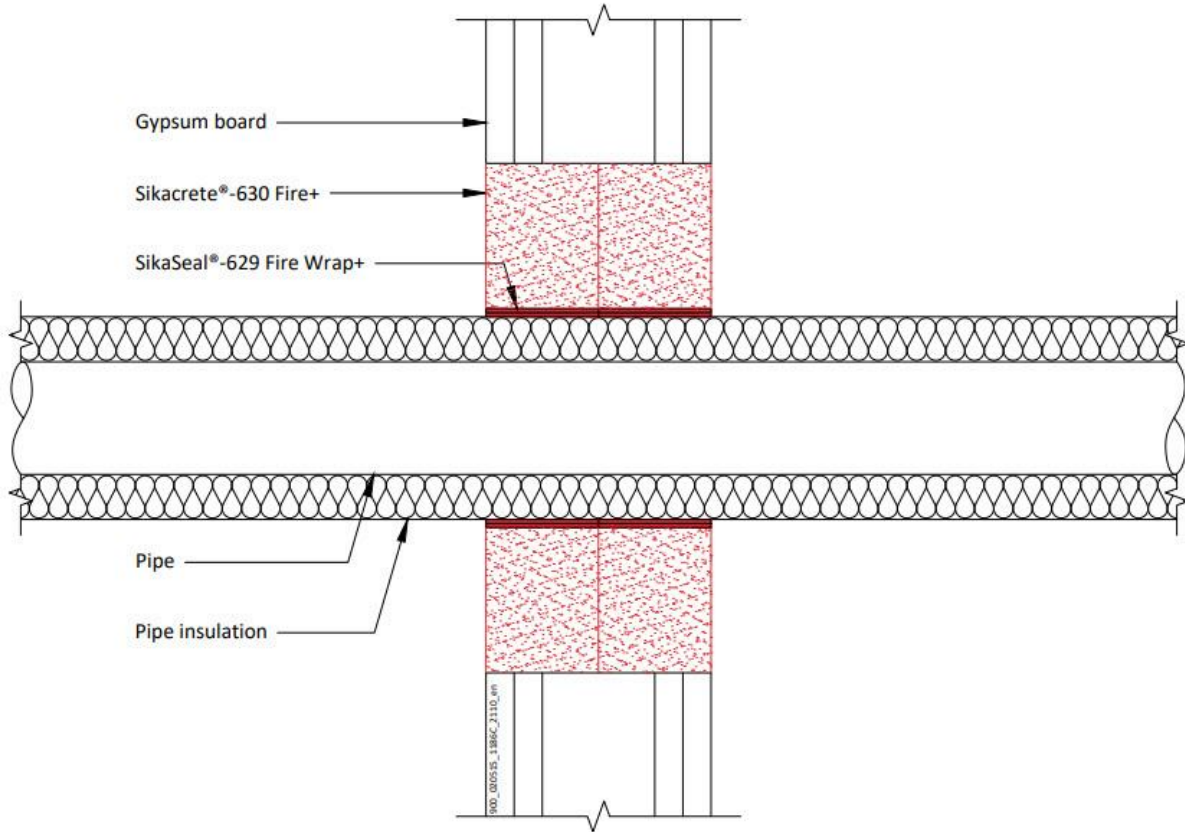
Services	Wraps (both sides)	Permitted configuration for seal separation	Classification
PVC-U pipes according to EN 1329-1, EN 1452-2 and EN 1453-1 and PVC-C according to EN 1566-1			
Diameter up to 40 mm, wall thickness 3.0 – 4.3 mm	50 x 1.8 mm (1 layer)	1 & 2 between PVC-U/PVC-C, PE/ABS/SAN+PVC and PP pipes in any combination	E 120 U/C, E 120 C/U, EI 60 U/C, EI 60 C/C
Diameter up to 110 mm, wall thickness 2.7 - 6.6 mm	50 x 3.6 mm (2 x 1.8 layer)		E 120 U/C, E 120 C/C EI 90 U/C, EI 90 C/C
Diameter up to 125 mm, wall thickness 3.7 – 7.4 mm	50 x 5.4 mm (3 x 1.8 layer)		EI 120 U/C, EI 120 C/C
Diameter up to 160 mm, wall thickness 3.2 - 9.5 mm	50 x 7.2 mm (4 x 1.8 layer)		EI 60 U/C, EI 60 C/C
PE pipes according to EN 1519-1, EN 12201-2 and EN 12006-1, ABS according to EN 1455-1 and pipes made from SAN+PVC according to EN 1565-1			
Diameter up to 40 mm, wall thickness 3.2 – 3.7 mm	50 x 1.8 mm (1 layer)	1 & 2 between PVC-U/PVC-C, PE/ABS/SAN+PVC and PP pipes in any combination	EI 120 U/C, EI 120 C/C
Diameter up to 110 mm, wall thickness 4.2 - 10 mm	50 x 3.6 mm (2 x 1.8 layer)		EI 60 U/C, EI 60 C/C
Diameter up to 125 mm, wall thickness 12 mm	50 x 5.4 mm (3 x 1.8 layer)		EI 120 U/C, EI 120 C/C
Diameter up to 160 mm, wall thickness 4.9 – 12.0 mm	50 x 7.2 mm (4 x 1.8 layer)		E 120 U/C, E 120 C/C
Diameter up to 160 mm, wall thickness 12.0 mm			EI 90 U/C, EI 90 C/C
PP pipes according to EN 1852-1: 2009			
Diameter up to 40 mm, wall thickness 4.0 – 5.5 mm	50 x 1.8 mm (1 layer)	1 & 2 between PVC-U/PVC-C, PE/ABS/SAN+PVC and PP pipes in any combination	EI 120 U/C, EI 120 C/C
Diameter up to 110 mm, wall thickness 6.6 mm	50 x 3.6 mm (2 x 1.8 layer)		E 120 U/C, E 120 C/C EI 90 U/C, EI 90 C/C
Diameter up to 125 mm, wall thickness 17.1 mm	50 x 5.4 mm (3 x 1.8 layer)		E 120 U/C, E 120 C/C EI 90 U/C, EI 90 C/C
Diameter up to 160 mm, wall thickness 4.0 - 21.9 mm	50 x 7.2 mm (4 x 1.8 layer)		E 120 U/C, E 120 C/C
Diameter up to 160 mm, wall thickness 21.9 mm			EI 60 U/C, EI 60 C/C



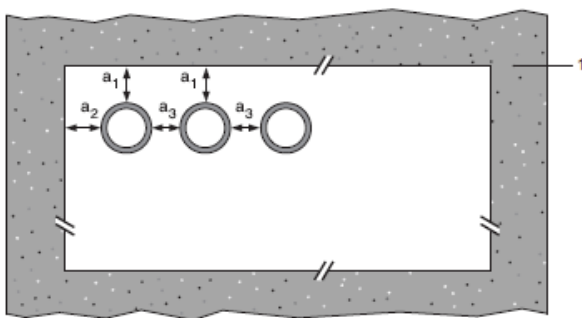
### A.5.8 Pipe penetration seal with 50 mm deep Sikacrete-630 Fire+ to both faces

**Penetration Seal:** CS (Continuous Sustained) insulated metallic pipes fitted at any position within the aperture (min. separation 30 mm from seal edges), min. 50 mm Sikacrete-630 Fire+ to both sides of the wall without backing\*. SikaSeal-629 Fire Wrap+ are required to be fitted to both faces of the seal.

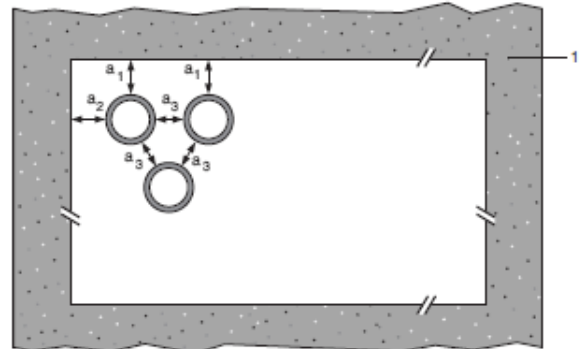
Construction details:



Configuration 1



Configuration 2



**Key**

- 1 Supporting construction
- a1 Pipe / top edge of seal separation
- a2 Pipe / side edge of seal separation
- a3 Pipe / pipe separation

\* Maximum seal size as section 2. 4)

**Declaration of Performance**

Sikacrete-630 Fire+  
20537727  
2021.12 , ver. 1  
1549

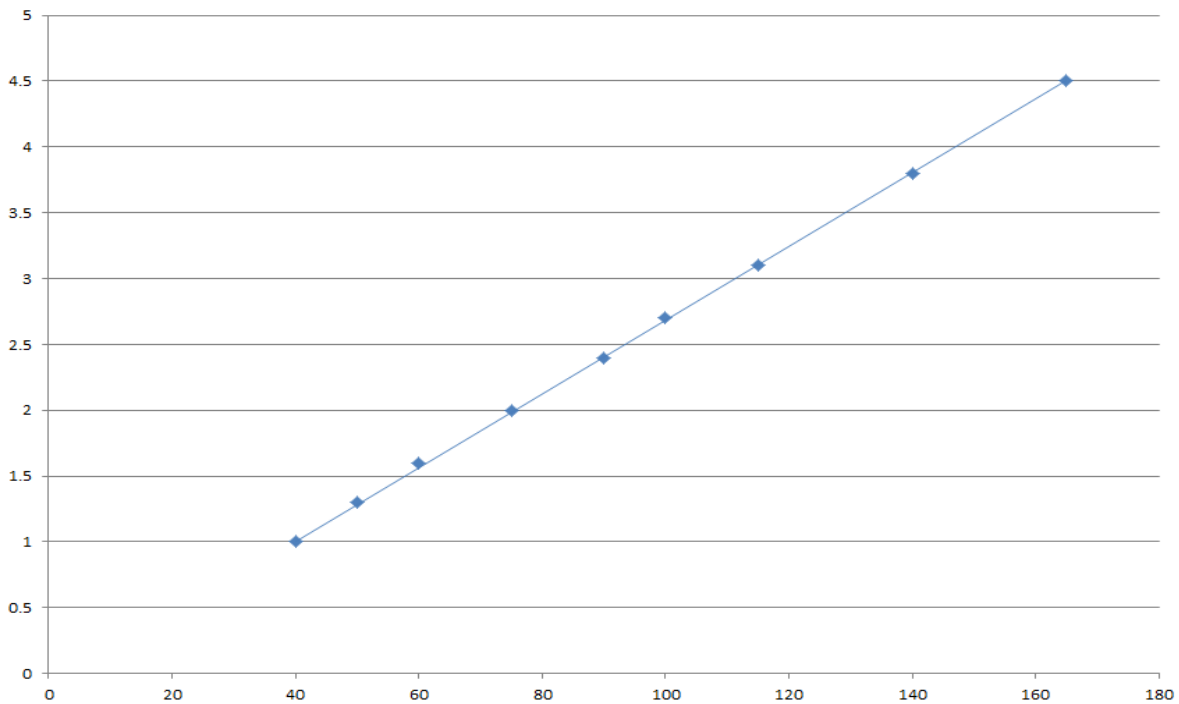
Template for translation. Only for internal use

### A.5.8.1 Double side penetration seal with pipes

Services	Wrap	Insulation	Classification
Mild or stainless steel pipe	2 off 50 x 3.6 mm SikaSeal-629 Fire Wrap+, one fitted flush to each face of seal	13 -32 mm Elastomeric insulation minimum class B-s3,d0 or PE Foam insulation	<b>E 120 C/U, EI 60 C/U</b>
40 mm diameter/1-14.2 mm wall*			
50 mm diameter/1.3-14.2 mm wall*			
60 mm diameter/1.6-14.2 mm wall*			
75 mm diameter/2-14.2 mm wall*			
90 mm diameter/2.4-14.2 mm wall*			
100 mm diameter/2.7-14.2 mm wall*			
115 mm diameter/3.1-14.2 mm wall*			
140 mm diameter/3.8-14.2 mm wall*			
165 mm diameter/ 4.5-14.2 mm wall*			

\* Typical pipe diameters shown, see below graph for intermediate sizes

**Pipe diameter vs Wall thickness**

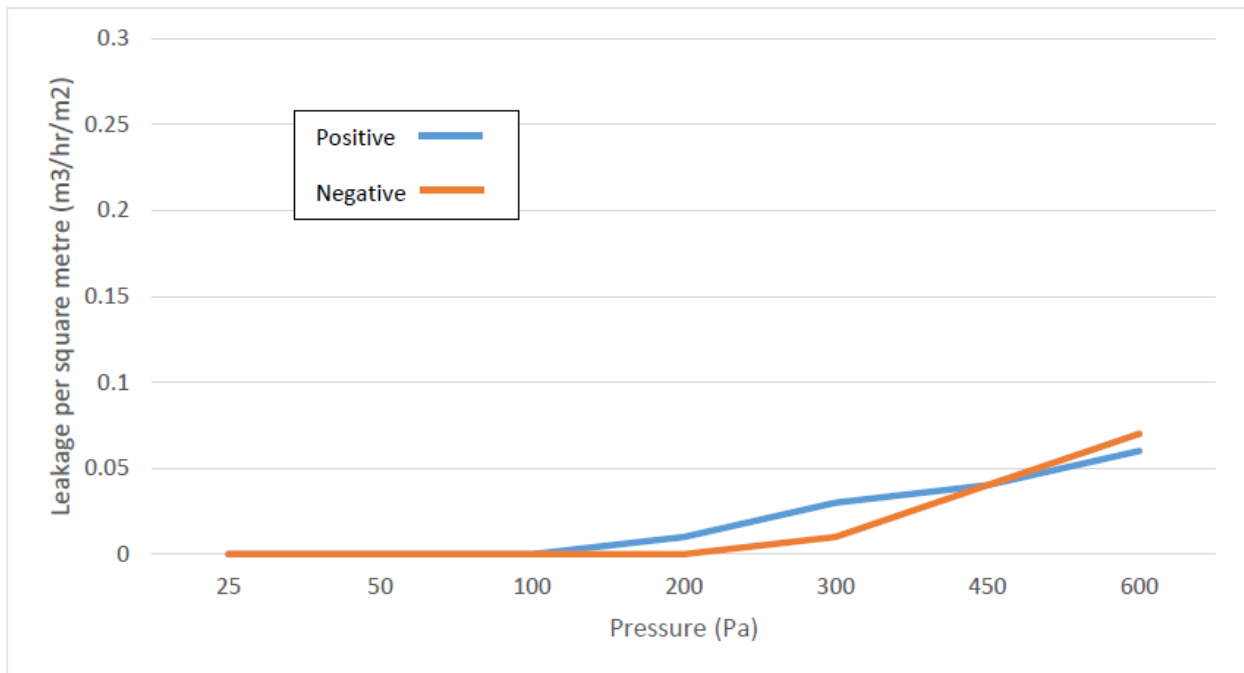


**Declaration of Performance**  
 Sikacrete-630 Fire+  
 20537727  
 2021.12 , ver. 1  
 1549

Template for translation. Only for  
 internal use

## ANNEX B – AIR PERMEABILITY – SIKACRETE-630 FIRE+

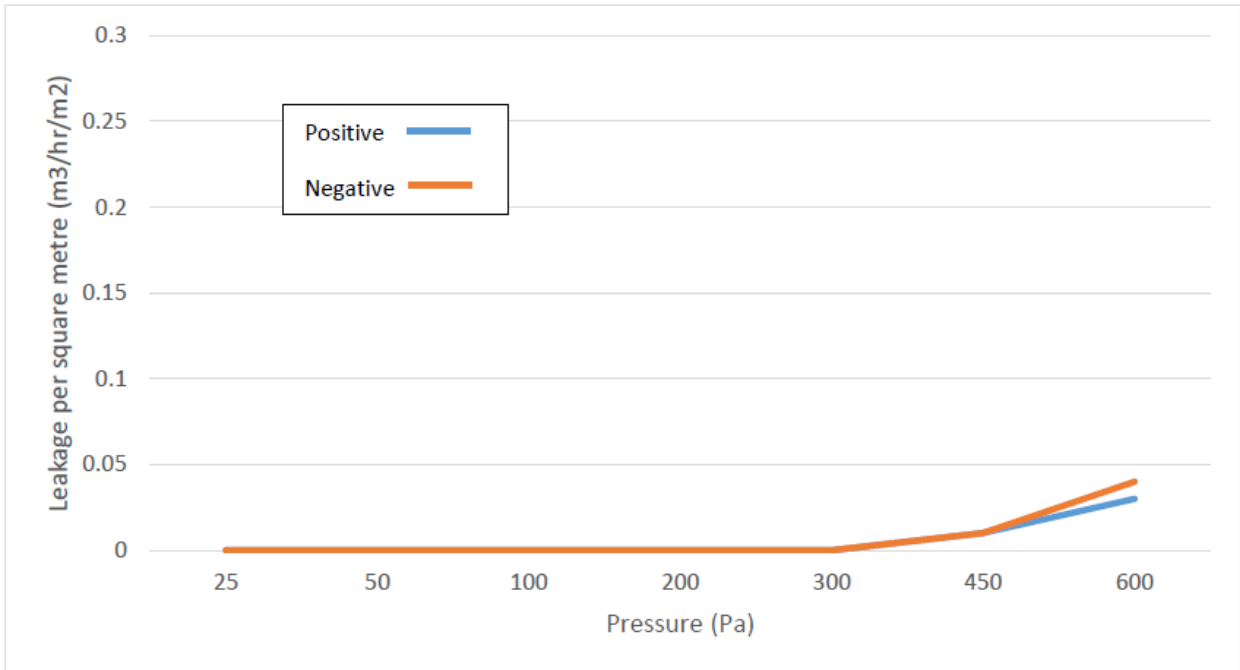
Product tested	1200 mm high x 600 mm wide x 50 mm deep Sikacrete-630 Fire+		
Summary of testing procedure		Result	
	Pressure (Pa)	Leakage (m <sup>3</sup> /h)	Leakage (m <sup>3</sup> /m <sup>2</sup> /h)
Results under negative chamber pressure	25	0.00	0.00
	50	0.00	0.00
	100	0.00	0.00
	200	0.00	0.00
	300	0.01	0.01
	450	0.03	0.04
	600	0.05	0.07
Results under positive chamber pressure	25	0.00	0.00
	50	0.00	0.00
	100	0.00	0.00
	200	0.01	0.01
	300	0.02	0.03
	450	0.03	0.04
	600	0.04	0.06



**Declaration of Performance**  
 Sikacrete-630 Fire+  
 20537727  
 2021.12 , ver. 1  
 1549

Template for translation. Only for  
 internal use

Product tested	600 mm high x 600 mm wide x 100 mm deep Sikacrete-630 Fire+ inc. 110 mm plastic pipe with 2no layers 50 mm x 1.8 mm SikaSeal-629 Fire Wrap+ cast to one face in centre of seal		
Summary of testing procedure		Result	
	Pressure (Pa)	Leakage (m <sup>3</sup> /h)	Leakage (m <sup>3</sup> /m <sup>2</sup> /h)
Results under negative chamber pressure	25	0.00	0.00
	50	0.00	0.00
	100	0.00	0.00
	200	0.00	0.00
	300	0.00	0.00
	450	0.01	0.01
	600	0.03	0.04
Results under positive chamber pressure	25	0.00	0.00
	50	0.00	0.00
	100	0.00	0.00
	200	0.00	0.00
	300	0.00	0.00
	450	0.01	0.01
	600	0.02	0.03



EAD 350454-00-1104:2017
Notified Body 2531
Fire Stopping and Sealing Product: Penetration Seals


<http://dop.sika.com>

**Declaration of Performance**  
 Sikacrete-630 Fire+  
 20537727  
 2021.12 , ver. 1  
 1549

Template for translation. Only for  
 internal use



## CE MARK TO BE PLACED ON THE LABEL

 21
Sika Services AG, Zurich, Switzerland
20537727
For details see accompanying documents
EAD 350454-00-1104:2017
Notified Body 2531
Fire Stopping and Sealing Product: Penetration Seals

<http://dop.sika.com>

### ECOLOGY, HEALTH AND SAFETY INFORMATION (REACH)

For information and advice on the safe handling, storage and disposal of chemical products, users shall refer to the most recent Safety Data Sheet (SDS) containing physical, ecological, toxicological and other safety related data.

### LEGAL NOTE

Any information or suggestions for use concerning Sika's products, which we either in writing or orally have given buyers or end-users of the product have been given in good faith based on our own experiences and based of approved praxis and the technological and scientific knowledge on the time of giving such suggestions and information, which are given without any type of guarantees, and which do not lead to any further responsibility from Sika Danmark A/S, besides what is stated in the sales agreement in question. The buyer or end-user should themselves investigate or otherwise make sure that our products are suitable for the use in question and further make sure that the products are kept and used correct and in agreement with the published rules and considering the actual conditions in order to avoid damages or less satisfactory results. Any order is accepted and any deliverance is effected according to the general terms of sales and delivery from Sika Danmark A/S, which are considered known and accepted, and which could be handed out when asked for. Our catalogues are not up-dated automatically. The present product data sheet is only for use in Denmark. Values stated in the present product data sheet should be seen as recommended, unless stated otherwise.

Sika Danmark A/S  
Hirsemarken 5  
DK-3520 Farum  
Denmark  
[www.sika.dk](http://www.sika.dk)

#### Declaration of Performance

Sikacrete-630 Fire+  
20537727  
2021.12 , ver. 1  
1549

Template for translation. Only for  
internal use